

# GRINNELL-NEWBURG SCHOOL DISTRICT



**STATE OF THE DISTRICT  
ADMINISTRATION PRESENTATION  
December 9, 2020**

# OUR VISION AND MISSION



## Mission:

The Grinnell-Newburg School District, in partnership with the entire community will empower every student to become a lifelong learner who is a responsible, productive, and engaged citizen within the global community.

## Vision:

Every student is achieving at his or her maximum potential in an engaging, inspiring, and challenging learning environment.



# District Goals 2018-2023

- Goal # 1 Embrace flexible and collaborative instructional offerings to foster high levels of student achievement and prepare students for their futures in all content areas, with special emphasis on improving literacy, math, science, and career and college readiness.
- Goal # 2 Create productive learning environments that utilize exemplary professional practices linked to creativity, collaboration, communication, and critical thinking activities.
- Goal # 3 Equip safe and secure an inclusive environment for our students, staff, community, and families.
- Goal #4 Engage families & community partners to support student intellectual, social & emotional learning.
- Goal # 5 Provide efficient, effective, and equitable use of resources to support District programs.

# District Profile

- K-12 School District
- Serve square miles: 220
- 5 schools:
  - 2 Primary (K-2 and PreK-2)
  - Grade level 3-4
  - Middle School
  - High School
- Total Number of Students: 1663
  - Includes FV 3 year olds, Pre-K, Open Enrolled In and dual enrolled students
  - VVC courses taken or signed up
- Average teachers years experience: 13.9
- Teacher Retention Rate (years of service): 10
- Teachers with Master's Degree: 60

National Board Certified Teachers: 4

Teachers Enrolled in NBTC: 11

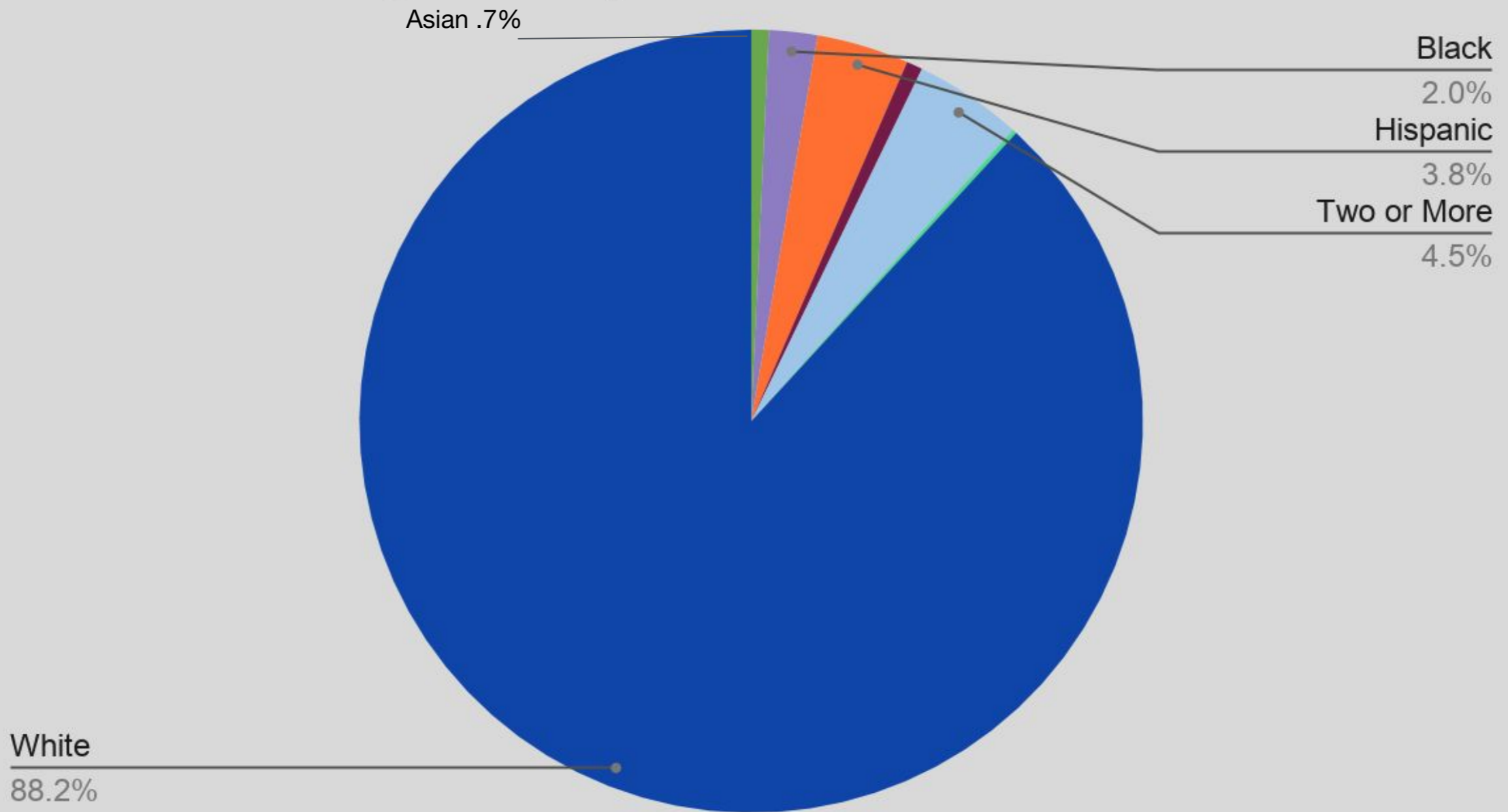
Total Staff: 305

- Certified (teachers/counselors/nurses): 144
- Non-certified (paras/admin. asst./other.): 90
- Bus Drivers/Cooks/Non Teacher Coaches: 55
- Department Heads, principals, Dean/AP: 14.5
- 



# Grinnell Newburg School District October 30, 2020 Ethnicity

Grinnell-Newburg Ethnicity October 2020



# Student Population

## As of

- **Special Education students served**
  - **215 Resident Students (246 weighted enrollment) 13%**

- **English Language Learners: 16 .01%**

- **Free and Reduced**

- **Free 398**
- **Reduced 54**
  - **District 27.8%**

- **Homeless: 11**

### **K-2:**

Enrichment: 39 Reading  
38 Math

Subjected accelerated:9 total students

### **Davis TAG:**

3rd Grade: 15 students

4th Grade: 22 students

Math Accelerated Students (Subject Acceleration and Telescoping): 11 students

### **GMS: TAG**

5th - 18 students

6th - 25 students

7th - 26 students

8th - 22 students

Math Subject Accelerated: 76

### **GHS: TAG/ELP:**

9th Grade - 19 Students

10th Grade - 20 Students

11th Grade - 15 Students

12th Grade - 15 Students

# Current Head Count 10-30-20

Grade	10/30/17	10/30/18	10/30/19	10/30/20
Pre-K	140	143	143	96
K	96	110	120	112
1	100	97	117	116
2	127	105	100	107
3	139	135	109	102
4	141	139	141	110
5	115	139	143	136
6	127	116	138	136
7	128	132	108	140
8	118	130	137	109
9	126	123	134	124
10	132	124	122	136

# Certified Enrollment Trends



- Data includes open enrolled out students and partial students for: dual enrolled and 4 year preschool
- Does not include open enrolled in students or 3 or 5 year preschool students



# Staffing 2020

\*Includes all staff included in Master Contract

Certified High School Teachers- 42 (includes Consortium and Counselors, does not include nurse)

High School Paras - 15 (only includes paras included in the master contract)

Certified Middle School Teachers-41 (includes BI, Counselors & Social Worker, does not include nurse)

Middle School Paras - 17

Certified Davis Elementary Teachers- 21 (includes Counselor)

Davis Elementary Paras 10

Certified Bailey Park Elementary Teachers- 20 (include Counselor)

Bailey Park Elementary Paras - 7

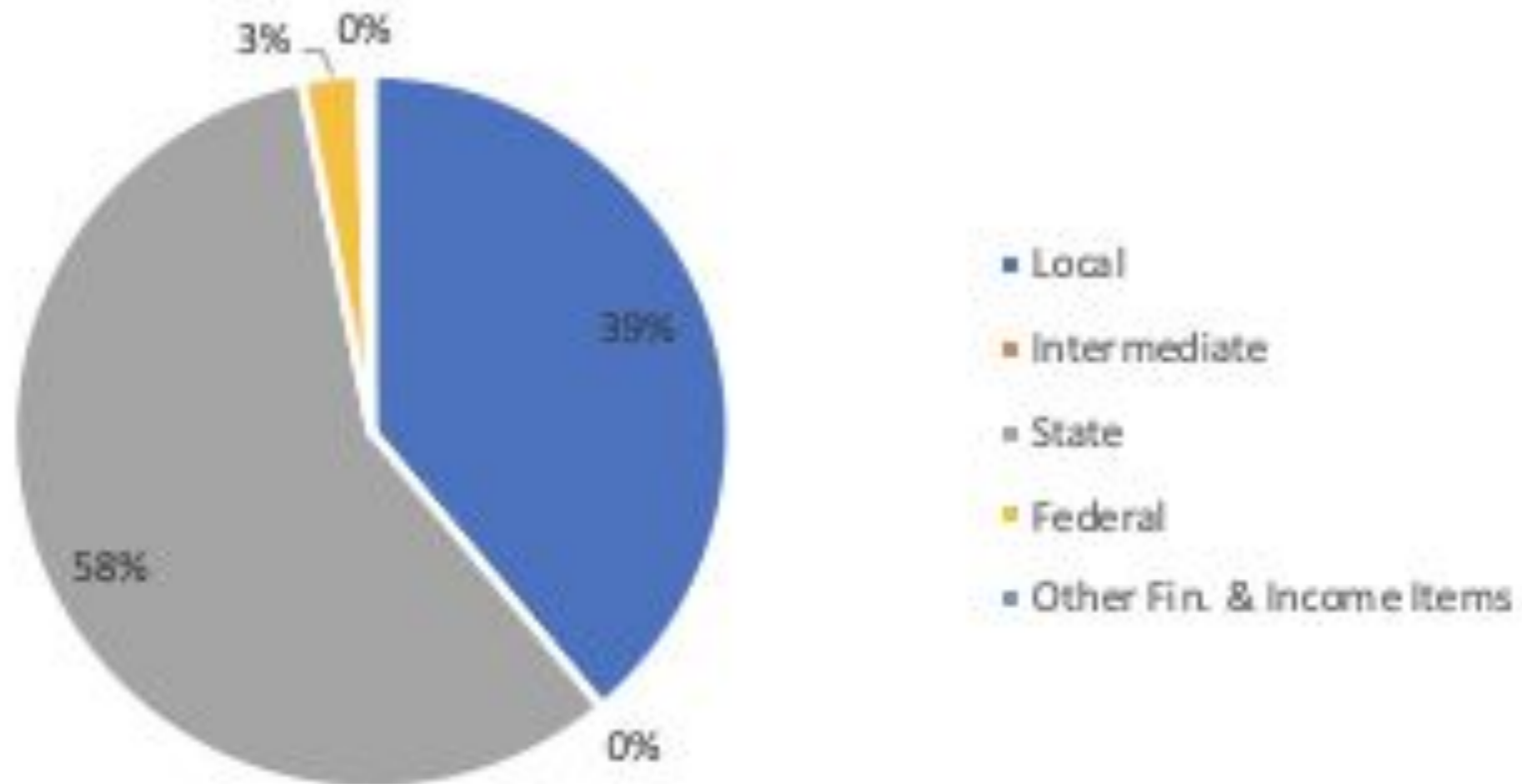
Certified Fairview Elementary Teachers- 20 (includes PK staff, includes Social Workers)

Fairview Elementary Paras - 14

(includes PK staff)

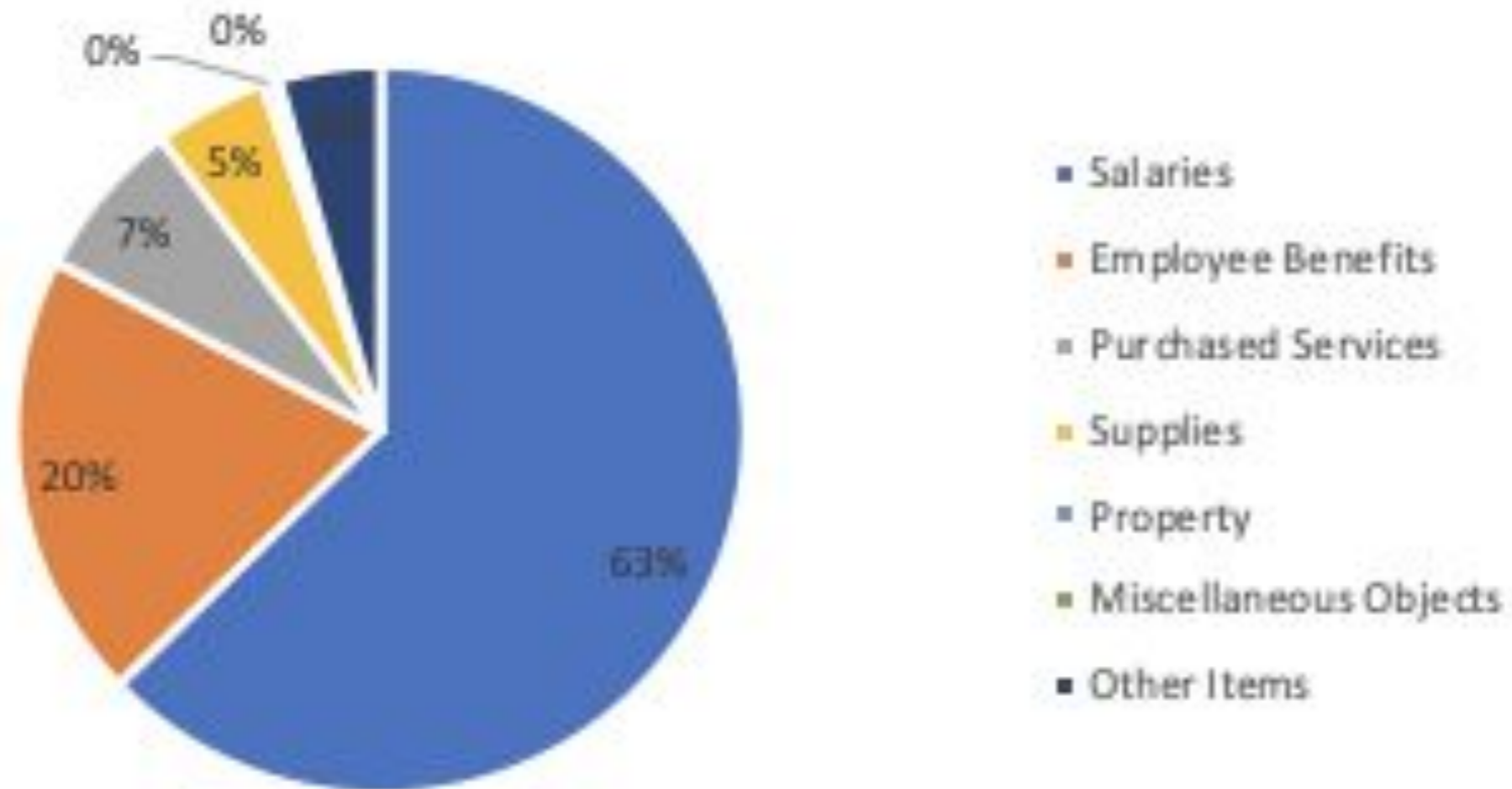
# District Finances-Revenues

FY20 Revenues



# District Finances-Expenditures

FY20 Expenditures



# Financial State of the District

<b>Grinnell-Newburg</b>						
<b>General Fund - Historical Summary</b>						
<b>REVENUE</b>	<b>ACTUAL REVENUE / EXPENDITURES</b>					
	<b>FY - 2015</b>	<b>FY - 2016</b>	<b>FY - 2017</b>	<b>FY - 2018</b>	<b>FY - 2019</b>	<b>FY - 2020</b>
Local	\$6,491,301	\$6,738,280	\$7,277,613	\$7,952,244	\$7,798,147	\$7,457,524
Intermediate	\$0	\$0	\$0	\$0	\$0	\$0
State	\$9,377,873	\$9,515,873	\$10,449,151	\$10,491,141	\$10,561,914	\$11,102,345
Federal	\$571,360	\$522,189	\$497,626	\$568,934	\$746,208	\$507,318
Other Fin. & Income Items	\$28,664	\$43,685	\$16,508	\$90,197	\$146,903	\$90,138
<b>TOTAL REVENUE</b>	<b>\$16,469,198</b>	<b>\$16,820,027</b>	<b>\$18,240,898</b>	<b>\$19,102,515</b>	<b>\$19,253,172</b>	<b>\$19,157,324</b>
<b>EXPENDITURES</b>	<b>ACTUAL REVENUE / EXPENDITURES</b>					
	<b>FY - 2015</b>	<b>FY - 2016</b>	<b>FY - 2017</b>	<b>FY - 2018</b>	<b>FY - 2019</b>	<b>FY - 2020</b>
Salaries	\$10,581,800	\$11,051,731	\$11,483,177	\$11,535,044	\$11,875,449	\$12,086,900
Employee Benefits	\$3,192,897	\$3,392,363	\$3,539,655	\$3,628,191	\$3,853,206	\$3,832,045
Purchased Services	\$1,194,567	\$1,345,391	\$1,495,528	\$1,500,548	\$1,451,547	\$1,370,170
Supplies	\$1,105,174	\$1,086,223	\$1,048,561	\$1,240,389	\$1,170,519	\$970,817
Property	\$51,796	\$103,733	\$202,151	\$290,736	\$151,761	\$95,014
Miscellaneous Objects	\$27,055	\$31,525	\$23,920	\$40,510	\$36,478	\$41,250
Other Items	\$1,043,916	\$711,305	\$708,394	\$739,766	\$879,846	\$868,132
<b>TOTAL EXPENDITURES</b>	<b>\$17,197,205</b>	<b>\$17,722,272</b>	<b>\$18,501,388</b>	<b>\$18,975,183</b>	<b>\$19,418,805</b>	<b>\$19,264,329</b>
<b>SURPLUS / DEFICIT</b>	<b>(\$728,007)</b>	<b>(\$902,245)</b>	<b>(\$260,490)</b>	<b>\$127,332</b>	<b>(\$165,633)</b>	<b>(\$107,005)</b>
<b>BEGINNING FUND BALANCE</b>	<b>\$4,725,474</b>	<b>\$3,997,468</b>	<b>\$3,095,223</b>	<b>\$2,845,517</b>	<b>\$2,972,849</b>	<b>\$2,807,216</b>
<b>YEAR-END FUND BALANCE</b>	<b>\$3,997,468</b>	<b>\$3,095,223</b>	<b>\$2,845,517</b>	<b>\$2,972,849</b>	<b>\$2,807,216</b>	<b>\$2,700,211</b>
<b>FUND BALANCE AS % OF EXPENDITURES</b>	<b>23.2%</b>	<b>17.5%</b>	<b>15.4%</b>	<b>15.7%</b>	<b>14.5%</b>	<b>14.0%</b>
<b>FUND BALANCE AS # OF MONTHS OF EXPEND.</b>	<b>2.79</b>	<b>2.10</b>	<b>1.85</b>	<b>1.88</b>	<b>1.73</b>	<b>1.68</b>

# Technology

## Preschool-12 Devices

### *Elementary and Middle School Devices:*

January 2020: Grades Preschool-8: 1:1 iPads

(classroom charging carts available for elementary levels)

Grades K-2 Promethean Boards

Grades 3-4 Mix of older and newer Epson Projectors with Apple TVs

### *High School Devices:*

Grades 9-12: 1:1 MacBook Airs

Grades 5-12: Mix of older and newer Epson projectors with Apple TVs

### *District:*

MacBook Air 13" computers: K-12 Teachers

iPads with keyboard cases for K-12 Teachers

MacBook Pro 13" computers: Admin

iPads with keyboard cases: Para Educators

### **Network:**

Cisco ASA 5545 Firewall

Ruckus Cloud wireless system

New POE Cisco network switches

TLS fiber between school buildings and District Office

Fiber from UPN to high school

### **Services:**

JAMF Mac Management Server

Apple Classroom - iPad management and engagement tool

iBoss Web Filtering Appliance

Gaggle Google Filtering system

Infinite Campus

TIPWebIT and GetHelp for Inventory Management and Help Desk

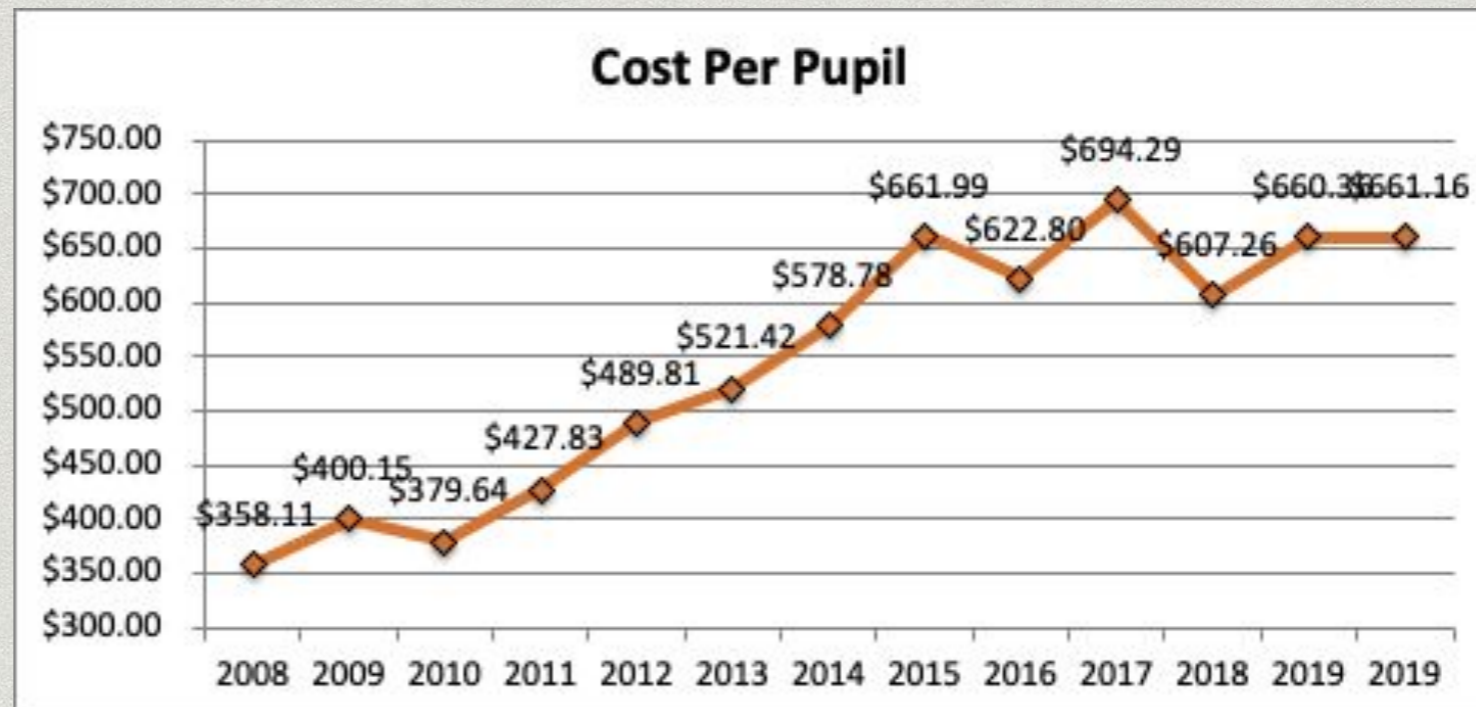
Classlink for Single Sign On

Zoom for virtual meetings



# Transportation

- Number of Buses: 19
  - Leased: 12
  - Activity buses: 7
- Other Vehicles: 14
  - Maintenance: 5
  - Truck/Mail: 2
  - Suburbans/vans: 7
  - Trailers: 4
- Est. Annual Mileage: 170,000-200,000 (126,820 in 19-20)
- Est. Annual Operating Costs: \$450,000-\$525,000 (\$519,360 in 19-20)



# Facilities Activities

## Projects 2020:

COVID Mitigation

Kriegel Gym bleachers

Middle School Bleachers

Athletic Bleachers completed (BB, SB Football)

Asbestos removal at GHS and Fairview

Sidewalks Fairview, Bailey Park,

Circle drive replacement Fairview

Camera Installation at all buildings

Graduation

Water main GHS and Davis

Completed the Middle School Carpet and Flooring

Moved District Office Space

**Derecho Storm Repairs as approved by the Board Highlights**

Football Lights

Softball Lights

Fences

Track repairs

Baseball/Softball Infields

High School Roof and units

Tree removal

Davis Siding

Windows

# Nutrition Program

- **5 serving/preparation kitchens (one in each building). Both breakfast and lunch served daily.**
  - Students have several lunch entree choices (a normal year):
    - Elementary: 2 daily entree choices and fruit and vegetable bar.
    - Middle School: Approx. 5 daily entree choices and fruit and vegetable bar.
    - High School: Approx. 7 daily entree choices and fruit and vegetable bar.
- **Average of 757 reimbursable lunches served/day (down due to hybrid at HS)**
- **Average of 203 reimbursable breakfasts served/day**
- **Average of 326 summer program lunches served/day (March 2020-July 2020)**
- **October 2020 Lunch Participation Percentage by School**
  - Bailey Park- **72%**
  - Fairview (w/o preschool)- **68%**
  - Davis- **68%**
  - Middle School- **62%**
  - High School- **24% (hybrid)**
- **Breakfast and Lunch Prices**
  - Elementary Breakfast: \$1.65
  - Elementary Lunch: \$3.05
  - Middle/High School Breakfast: \$1.80
  - Middle/High School Lunch: \$3.20
  - Reduced Price Breakfast: \$0.30
  - Reduced Price Lunch: \$0.40



# Teaching and Learning Activities/Trainings

- Return to Learn Plan
- Virtual Learning/Blended Learning Models and Frameworks
- Diversity and Cultural Awareness Training
- Building Relationships with all Stakeholders
- Workshop model
- PLTW Lead Teachers
- SEL New Standards Review(Social and Emotional Learning)
- Yoga in School Lead Educator Trainings
- CPI (Crisis Prevention Intervention Training)
- Global Compliance: Harassment, blood borne pathogen, ethics, bullying
- Assessment overview
- ISTE
- Safety and Security
- Danielson Teacher Evaluation

# Curriculum/Programming 2020-21

- Focus on Curriculum Frameworks--- Summer of 2021
- Diversity and Cultural Awareness Training
  - Cracking the Code training--- Fall 2020 with Leslie Bleichner
  - CultureAll continuation in 2021
  - DEI work with with REDI Committees
  - Pilot group working at GHS working on curriculum audit
- Social Emotional Learning Focus
  - Please Pass the Love
- Virtual Learning and Blended Learning Models
  - Work with Mr. Gruman
- Instructional Coaching Activities
  - HS and MS: Coaching cycles with individual teachers; Planning and delivering professional development on Disciplinary Literacy; Working with Science Teachers on NGSS roll-out
- Spring Development of Mathematics Resource Adoption (start at GHS and work our way down)
- Exploration of Middle School Spanish
- Fostering Positive Relationships and Priorities

# K-4 Elementary Goals

Reading Goal: 85% of all student will demonstrate proficiency in the area of reading as indicated on the Iowa statewide reading assessment.

## Action Plan:

- Implement reading and writing workshop model in grades K-2.
- Continue and refine our use of formative assessments, especially in the areas of reading
- Implement research-based instructional strategies into the classroom that center around the workshop model (Guided Reading, 1:1 conferring, mini-lessons)
- Small group targeted instruction (Intervention and Enrichment time)
- Evaluate intervention strategies closely to adjust instruction as needed
- Unse multiple assessment to help guide instruction tailored to student needs (district universal assessment, reading level, classroom assessments)

Math Goal: 85% of all students will demonstrate proficiency in the area of math as indicated on the district universal assessment MAP (Measure of Academic Progress).

## Action Plan:

- Continue and refine our use of formative assessments
- Implement research-based instructional strategies into the classroom (Small group instruction based on assessment data, math station based on Iowa Core Skills with differetiated pacing)
- Explore and implement a math workshop approach to provide targeted instruction at the level of the student needs
- Utilize MAP growth data to help guide instruction tailored to student needs
- Explore and implement a math workshop approach to provide targeted instruction at the level of the student needs.

# K-4 Elementary Goals

**Science Goal: 100% of teachers will develop and implement common assessments in all science units taught.**

Action plan:

- Utilize district resources to assist with implementation
- Align Science standards to units and lessons
- Teachers will integrate Reading standards into at least two science units

**Culture/Climate Goal: Improvement in survey data related to relationships between students, staff, and the overall perception of the student experience from K-4.**

Action Plan:

- Students will be given a survey in May 2020. This survey will be the same survey that was given to students in May 2019.
- Relationships will be emphasized through the 4 Priorities established by the district's Relationships first committee.
- Monthly professional development trainings will include 1 hour focused on topics related to relationships that incorporate REDI activities
- Development of Champion Groups/Tiger Time/Advisory Time
- Promote and continue to utilize token economy system (Positive Behavior)
- Set up an action plan for meaningful instruction for students who need additional support

# GMS

**Reading: By May 2021, 93% of students at Grinnell Middle School will meet their projected growth or score proficient on the NWEA Measures of Academic Progress (MAP) reading assessments.**

Action Plan:

- To meet this goal, all GMS teachers will participate in Disciplinary Literacy professional development throughout the school year and implement the new reading and writing strategies in their classrooms. The GMS English/Language Arts teachers will implement the workshop model to teach the Iowa Core Literacy Standards at their grade levels and other GMS instructors will include the Iowa Core Literacy Standards for content areas along with their discipline standards in their units of study. Literacy What I Need teachers will facilitate a variety of activities to enhance reading skills during supplemental learning time. All instructors will plan units that include the 4Cs (Collaboration, Communication, Creativity, Critical thinking) and infuse quality technology with a focus on literacy. **Aligns with 2018 - 23 District Goals: 1, 2, 5**

**Math: By May 2021, 88% of students at GMS will meet their projected growth or score proficient on the NWEA Measures of Academic Progress (MAP) mathematics assessments.**

Action Plan:

- To meet this goal, the GMS math instructors will teach students the Iowa Core Mathematics Standards at their instructional levels. The instructors will plan units that include the 4 Cs (Collaboration, Communication, Creativity, Critical thinking) and infuse quality technology. Mathematics What I Need teachers will facilitate a variety of activities to enhance math skills during supplemental learning time. Math instructors at GMS will be learning from ASCD research curriculum organization around professional development and incorporating new methodologies in the classroom. **Aligns with 2018 - 23 District Goals: 1, 2, 5**

# GMS

**Science: By May 2021, 88% of students at GMS will meet their projected growth or score proficient on the NWEA Measures of Academic Progress (MAP) science assessments.**

Action Plan:

- To meet this goal, the GMS science teachers will cover the Iowa Core Science Standards at their grade levels following the 3-dimensions of NGSS teaching. The instructors will develop lessons with high student engagement. They will facilitate inquiry/problem-based learning. Teacher instruction and student learning will be enhanced with technology. **Aligns with 2018 - 23 District Goals: 1, 2, 5**

**Culture & Climate: Throughout the 2020-2021 school year, the Grinnell Middle School staff will engage families and community partners to support student intellectual, social and emotional learning.**

Action Plan:

- GMS is continuing to implement our STRIVE for Excellence academic/behavioral/social-emotional initiative. This initiative is to be proactive in our approach to creating a more positive culture and climate for all students and staff.
- To meet this goal, the GMS staff will engage families through many activities including: student-involved parent-teacher conferences, strive student of the week, consistent social media updates, positive postcards, emails, phone calls, staff work language survey, live zoom sessions, virtual calm rooms, staff zoom hours
- To meet this goal, the GMS staff will engage support from a variety of community partners including: Grinnell Mutual (Partner in Education), Big Brothers/Big Sisters, public safety officials, community outreach specialists, REDI Committee, offering socially distanced/zoom clubs and activities.  
**Aligns with 2018 - 23 District Goals: 3, 4**

# GHS

**1. 80% of students tested in disciplinary literacy skills in all content areas will show mastery of skills on teacher-created classroom assessments. (Aligns with District long-range Goal #1)**

- To meet this goal, content area teachers will use pre & post assessments or existing summative assessments to measure essential disciplinary literacy skills and continue to implement disciplinary literacy strategies from professional development within their classrooms.

**2. GHS staff will utilize exemplary professional practices to increase the frequency of cognitively complex tasks involving disciplinary literacy activities. (Aligns with District long-range Goal #2)**

- To meet this goal, all GHS classroom instructors will work collaboratively with their PLC's, Instructional Coach, and administrators to increase the frequency of cognitively complex tasks. All classroom instructors will participate in an instructional coaching cycle and will implement inquiry activities aligned with strategies from professional development sessions.

**3. Throughout the 2020-2021 school year, the GHS staff will engage families and community partners to support student intellectual, social and emotional learning. (Aligns with District long-range Goal #3)**

- a. Pilot PLC groups will start to analyze their curriculum (intended & enacted) to identify areas where opportunities for enhanced diversity concepts to be effectively integrated into the curriculum. Selected PLC groups will use the "Culturally Responsive Scorecard/Rubric" to complete this work and make recommendations for curriculum changes to be implemented during the 2021-22 school year.

# Connecting Students

## Elementary

- Summer Program, Music Speaks, Focus Days, Girls' Math Club, Outdoor learning opportunities with Giving Gardens, LINK afterschool program

## Middle School

- 7 Sports (Including Fitness)
- Clubs & Other Organizations: Drama Club, Art Club, Spring Play, Jazz Band, Honor Choir, Student Council, Band, Choir, Cheerleading, Debate, Nature Club, D & D Club,

## High School

- 19 Varsity Sports (lower levels offered as well)
- Fine Arts Opportunities: Curtain Club, Thespians, Band, Choir, Fall Play/Spring Musical, Jazz Band, Large Group Speech, Individual Speech, Model UN, Debate
- Clubs & Other Organizations: Fellowship of Christian Athletes, Diversity Alliance, Art Club, Students Against Sexual Assault, Robotics Club, FFA, FCCLA, Student Council, MVP Training (spring 2021) & full implementation 2021-22



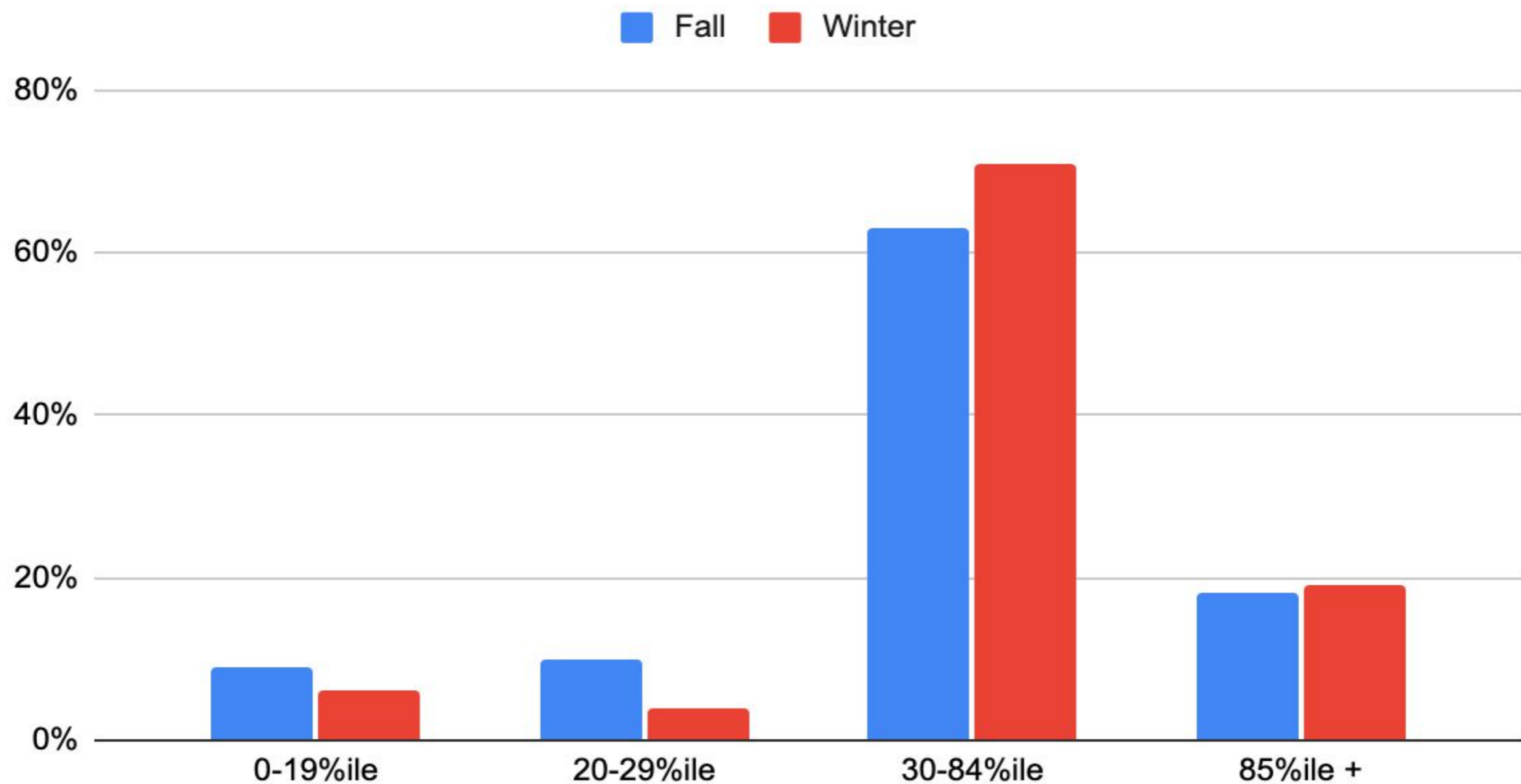
# Assessments



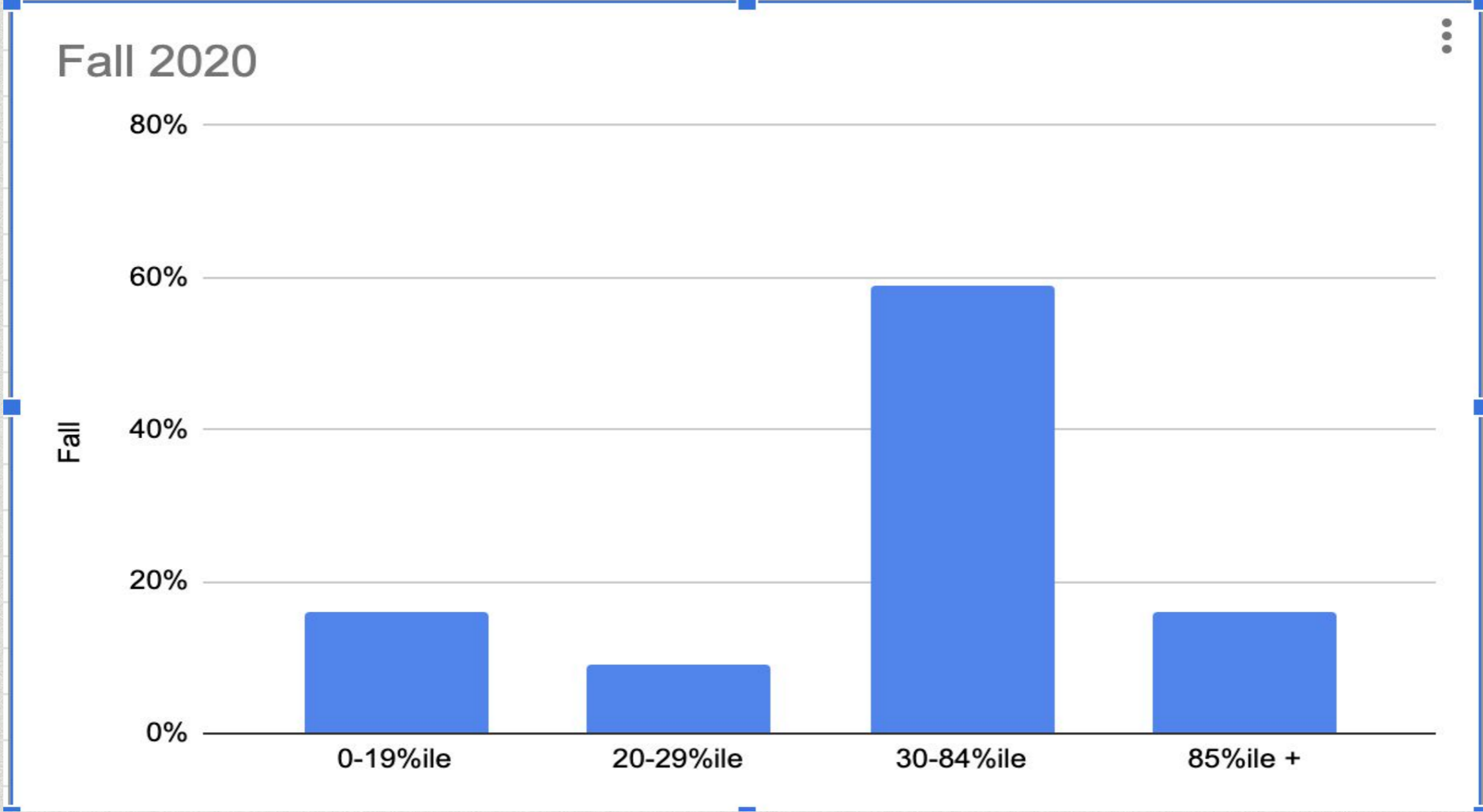
- ISASP: Delayed
- District Assessments
- FAST Data
- Districtwide Common Assessments
- ACT

# FAST Assessment 19-20 Reading K-4 Grade

Fall and Winter



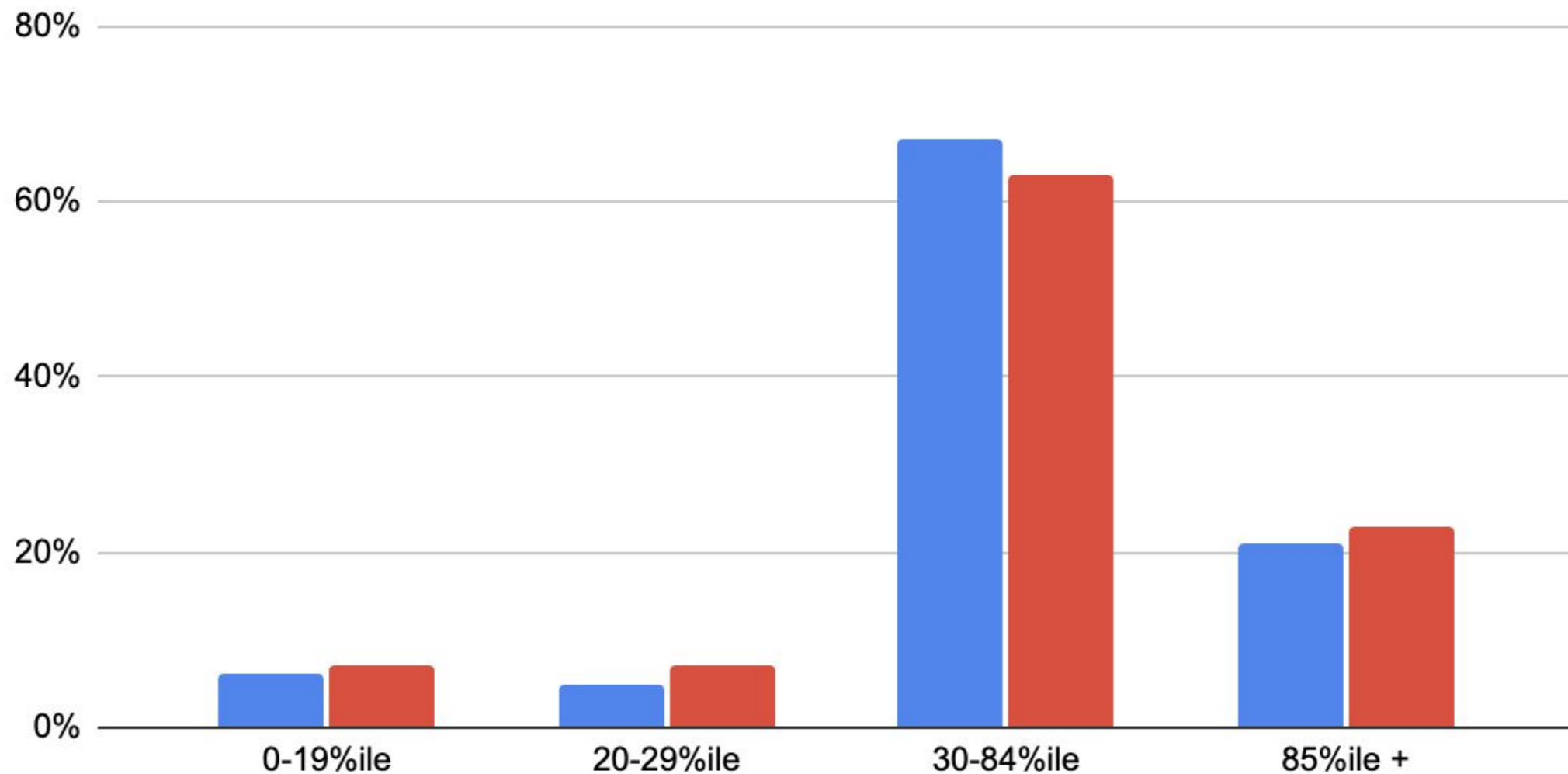
# FAST Assessment 20-21 Reading K-4 Grade



# FAST Assessment 19-20 Reading 5th-6th Grade

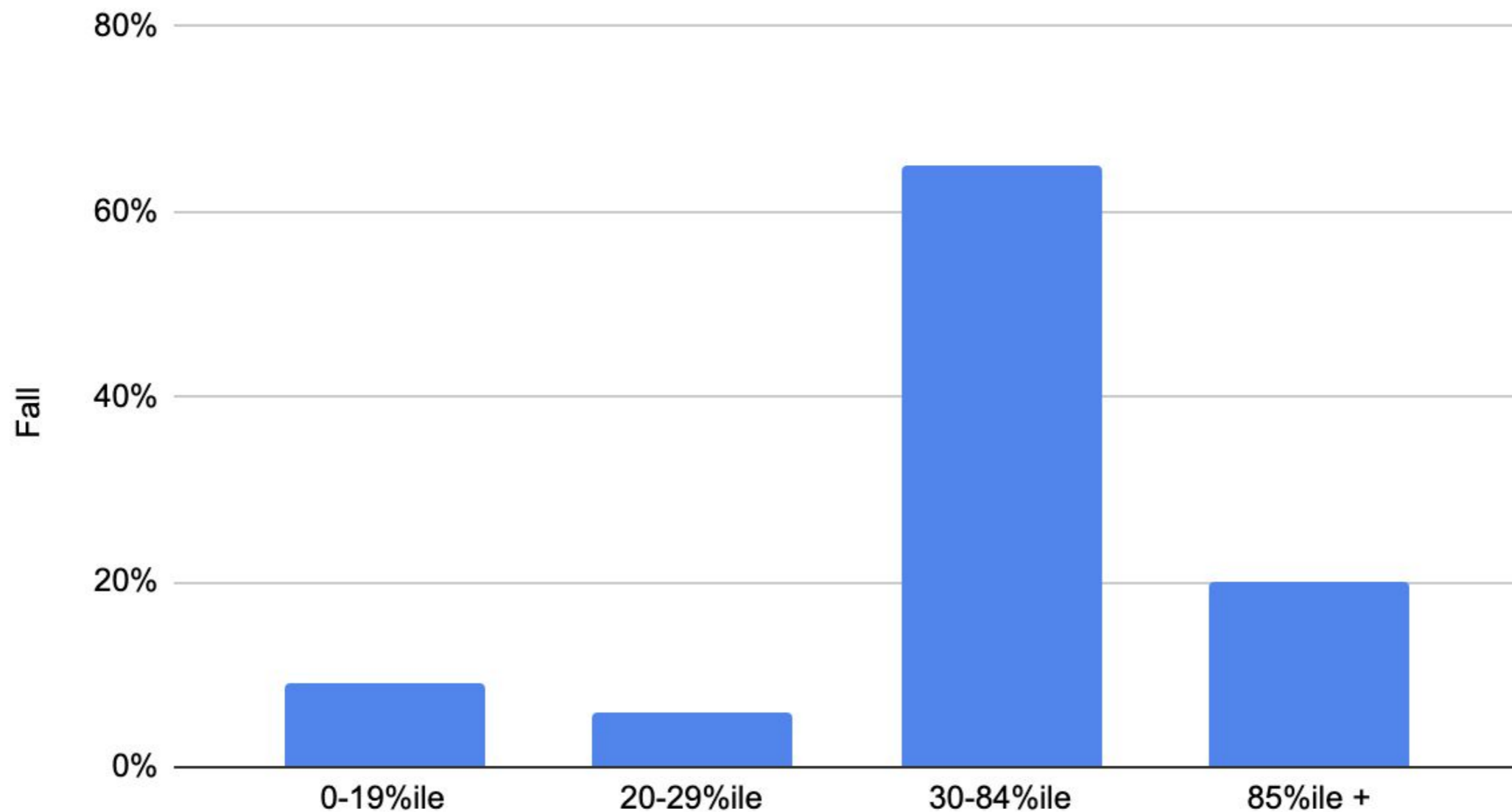
Fall and Winter

Fall Winter



# FAST Fall Assessment 2020 Reading 5th-6th Grade

Fall 2020

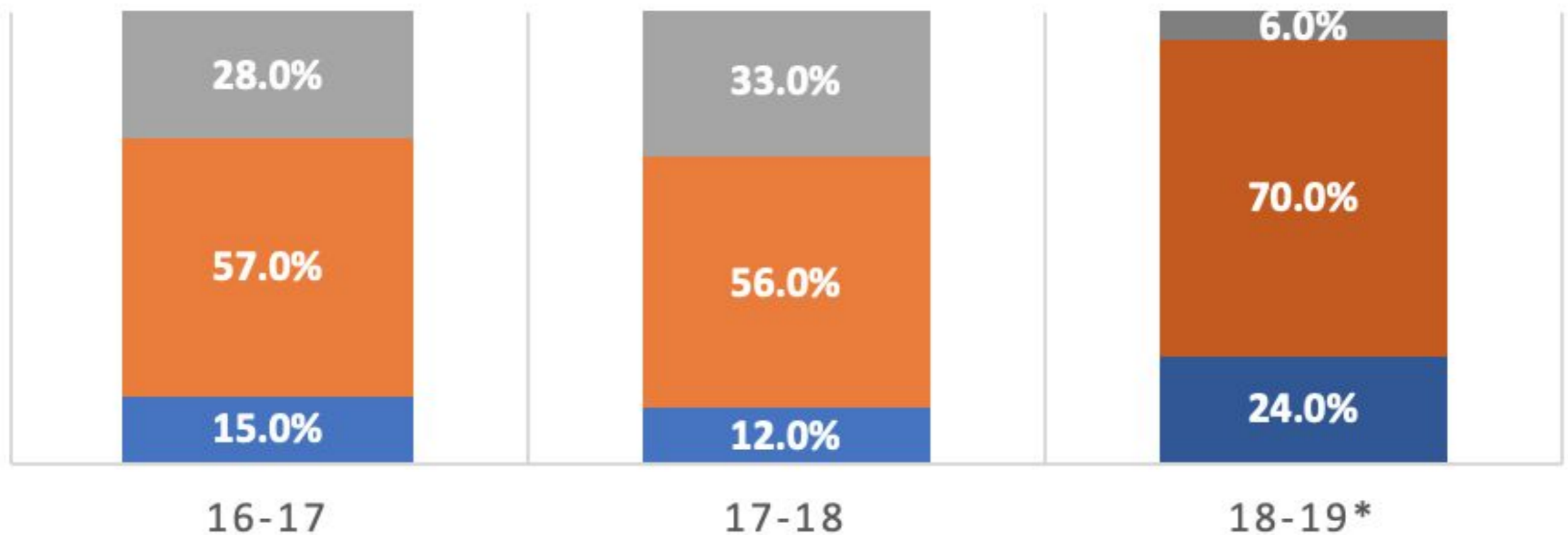


# IA Assessment/ISASP

## 3rd Grade Reading/ELA

### 3RD GRADE READING/ELA PROFICIENCY

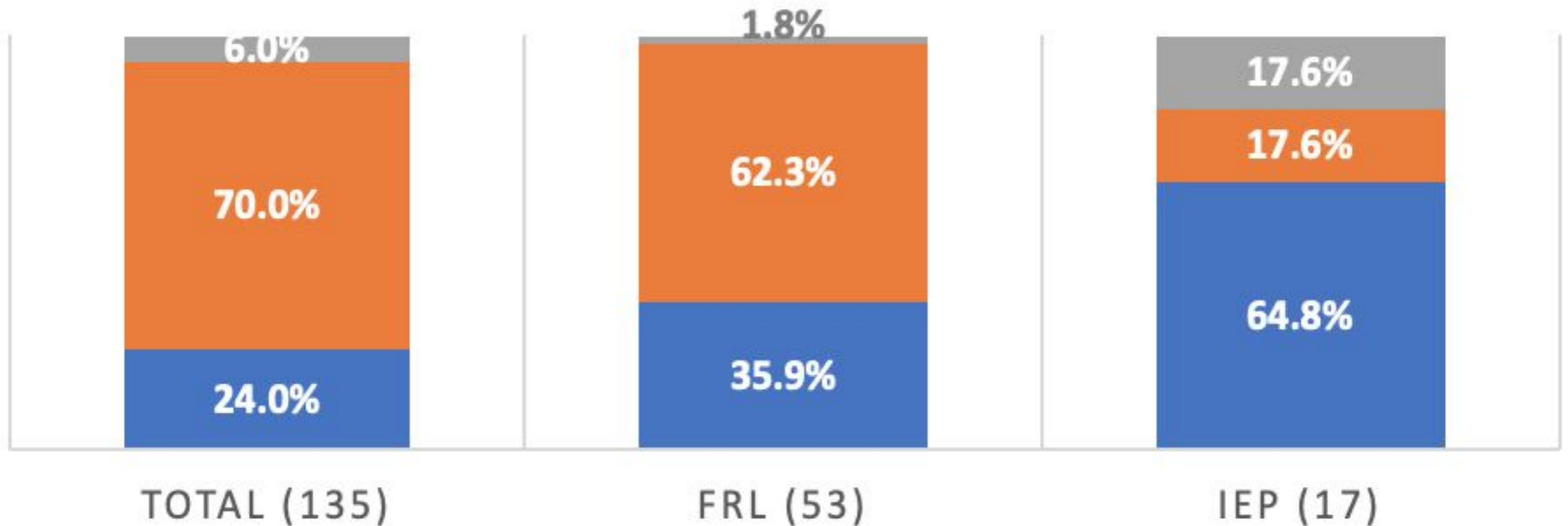
■ Not ■ Prof ■ Adv



# 3rd Grade Reading/ELA Subgroup Data

## 3RD GRADE READING/ELA SUBGROUPS 18-19

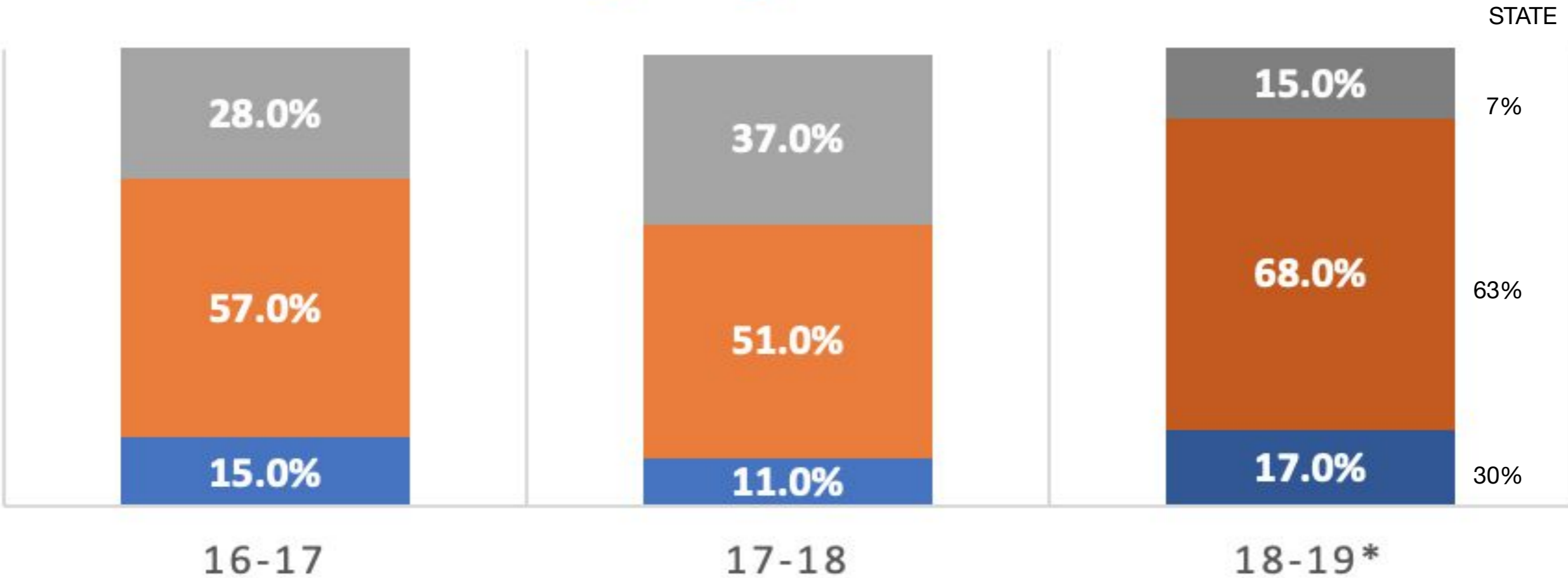
■ Not ■ Prof ■ Adv



# IA Assessment/ISASP 4th Grade Reading/ELA

## 4TH GRADE READING/ELA PROFICIENCY

■ Not ■ Prof ■ Adv

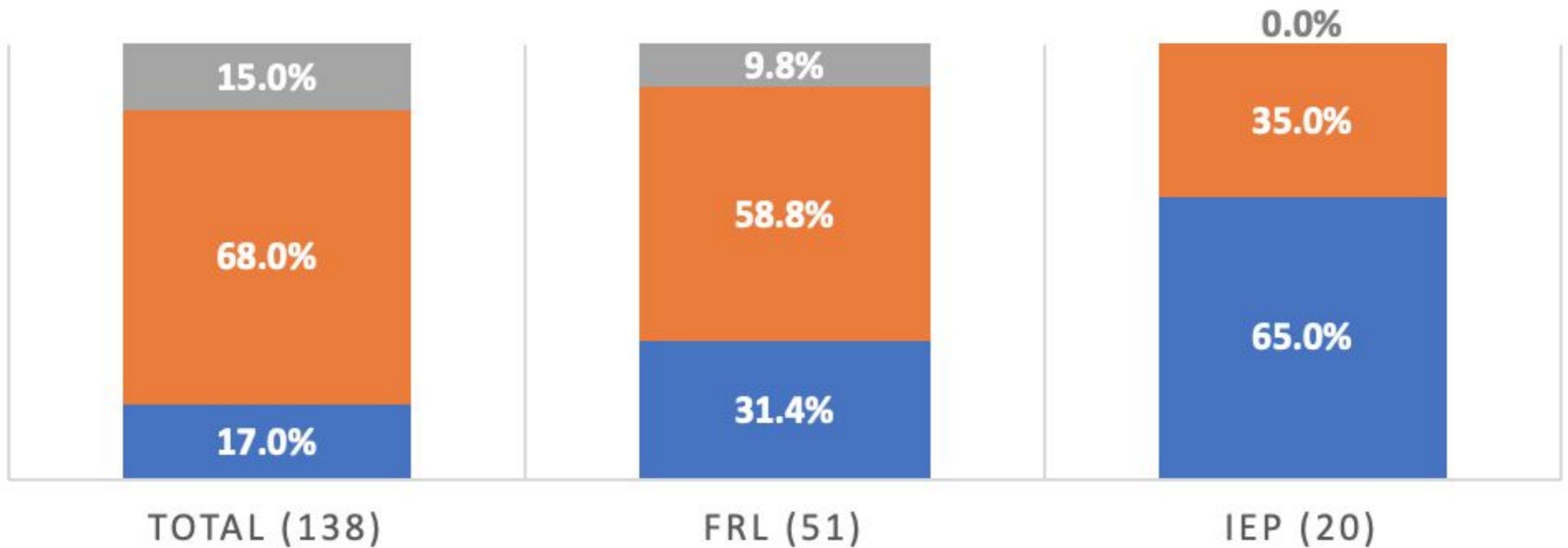




# 4th Grade Reading/ELA Subgroup Data

## 4TH GRADE READING/ELA SUBGROUPS 18-19

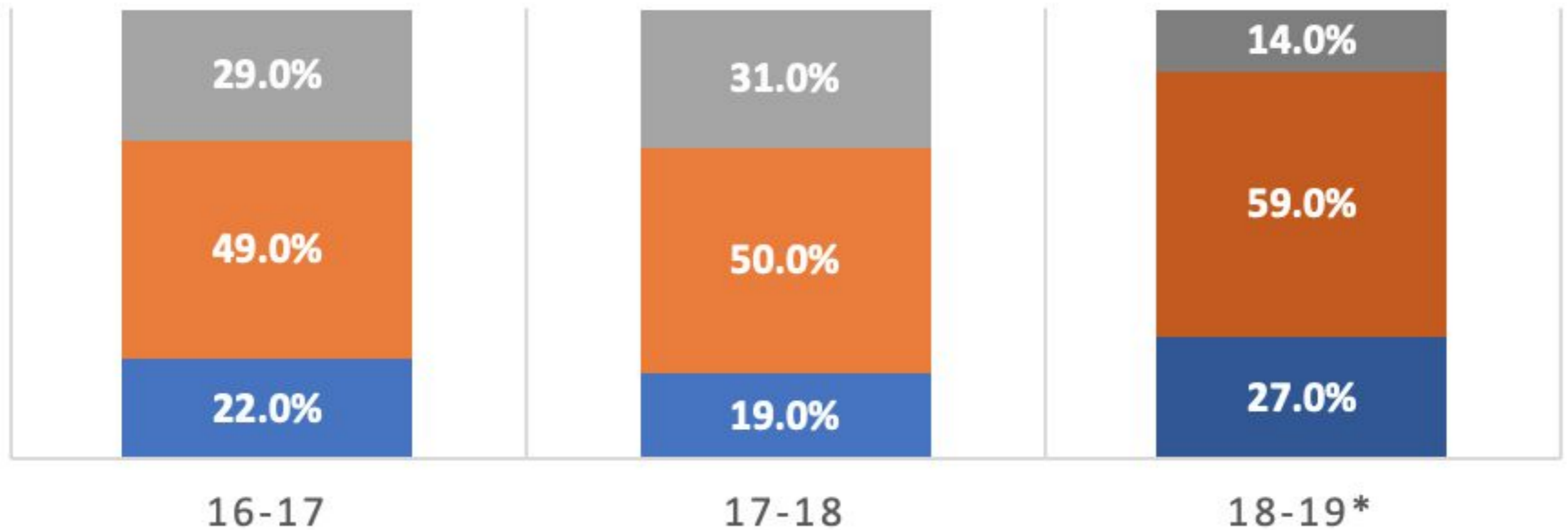
■ Not ■ Prof ■ Adv



# IA Assessment/ISASP 3rd Grade Math

## 3RD GRADE MATH PROFICIENCY

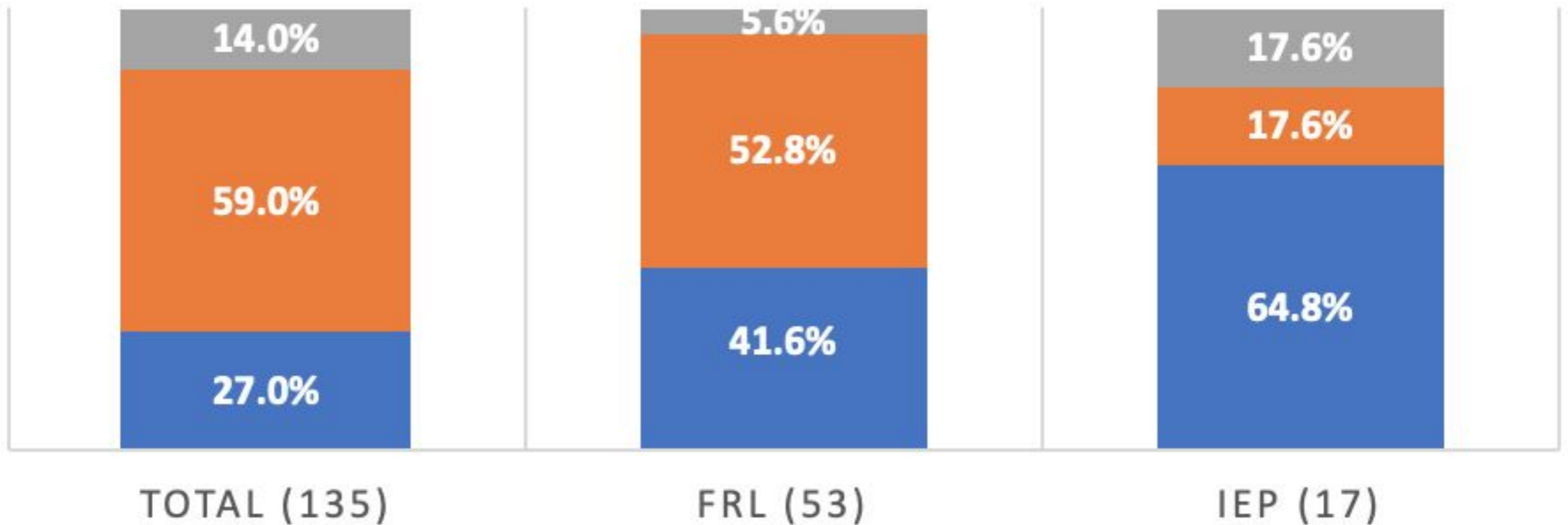
■ Not ■ Prof ■ Adv



# 3rd Grade Math Subgroup Data

## 3RD GRADE MATH SUBGROUPS 18-19

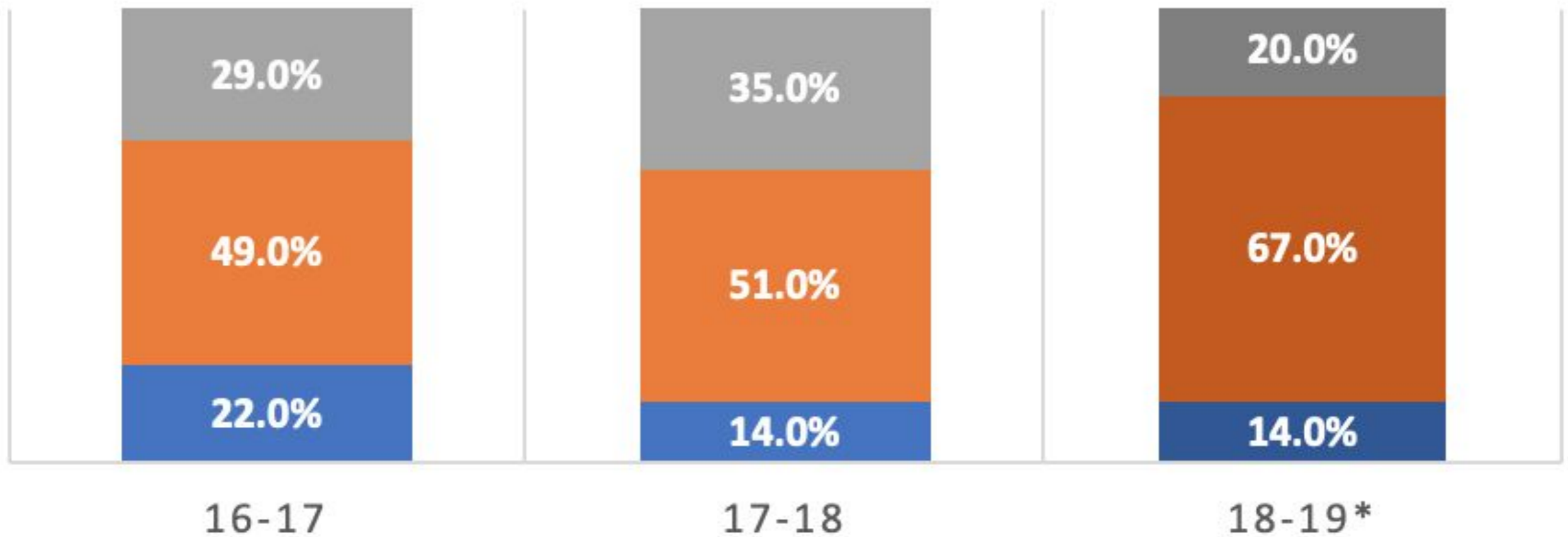
■ Not ■ Prof ■ Adv



# IA Assessment/ISASP 4th Grade Math

## 4TH GRADE MATH PROFICIENCY

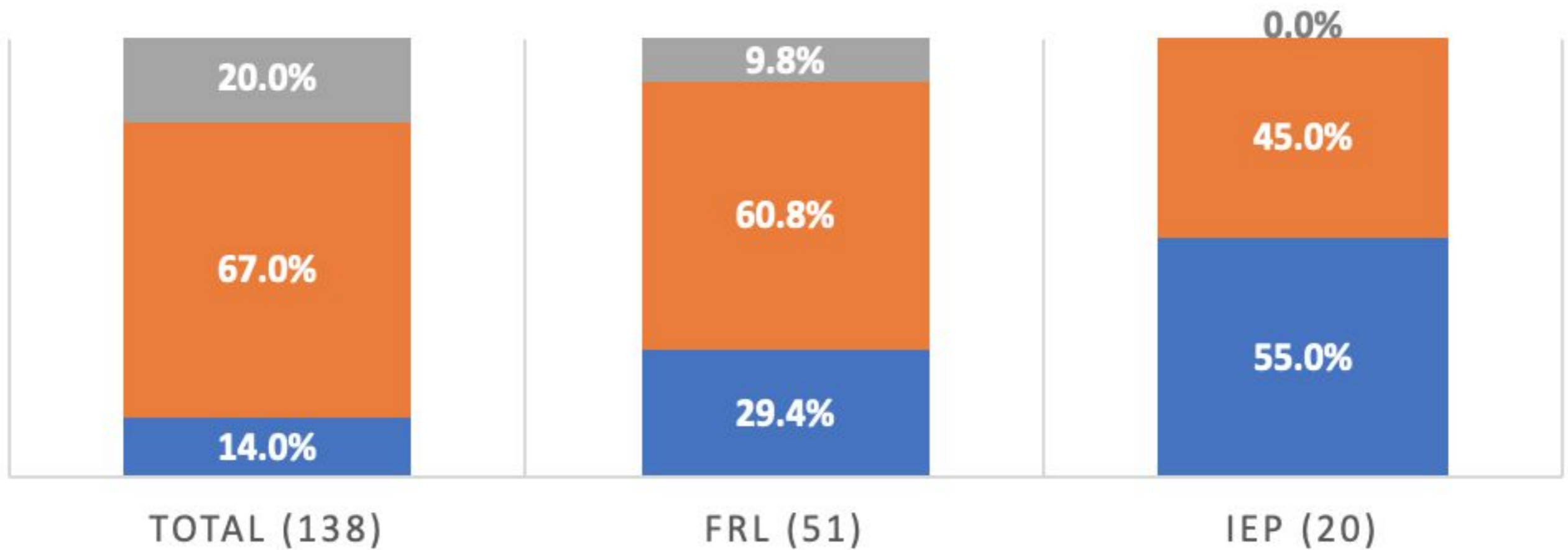
■ Not ■ Prof ■ Adv



# 4th Grade Math Subgroup Data

## 4TH GRADE MATH SUBGROUPS 18-19

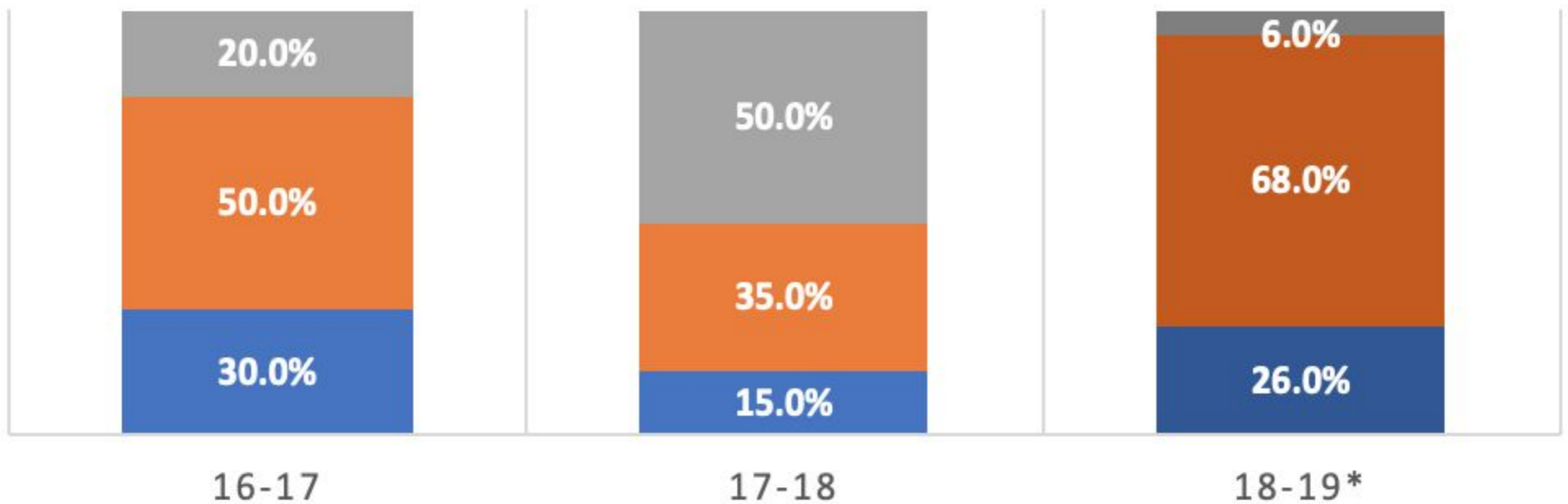
■ Not ■ Prof ■ Adv



# IA Assessment/ISASP 5th Grade Reading/ELA

## 5TH GRADE READING/ELA PROFICIENCY

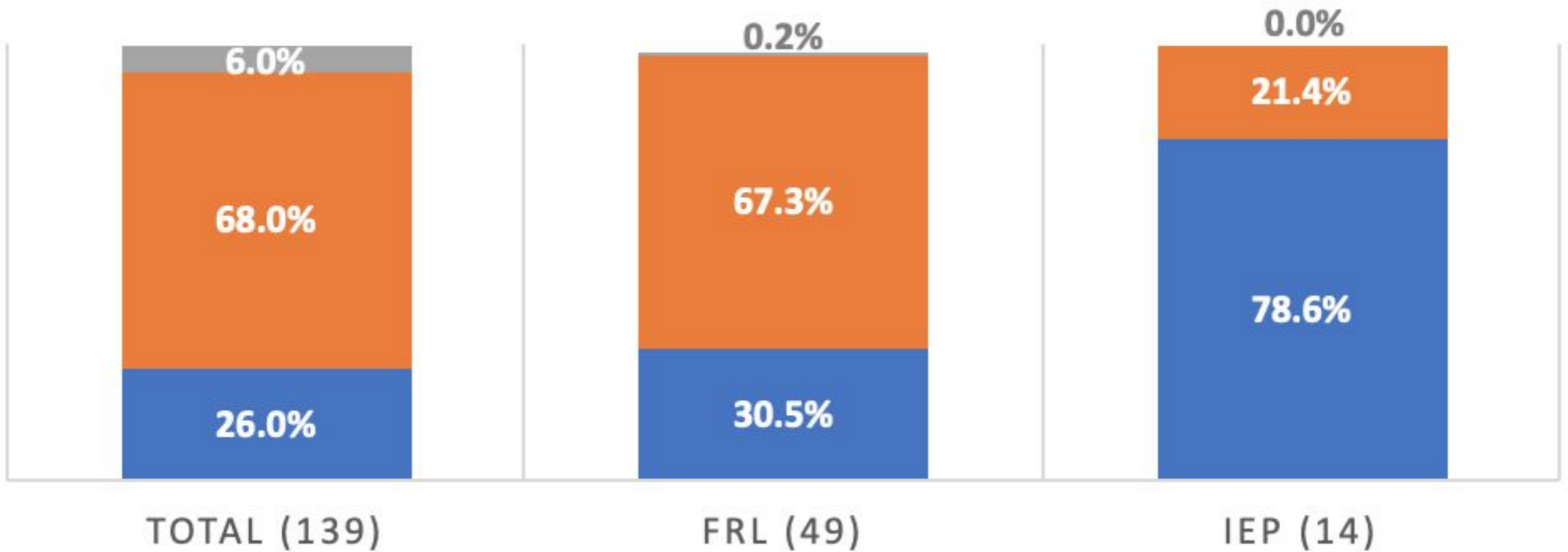
■ Not ■ Prof ■ Adv



# 5th Grade Reading/ELA Subgroup Data

## 5TH READING/ELA SUBGROUPS 18-19

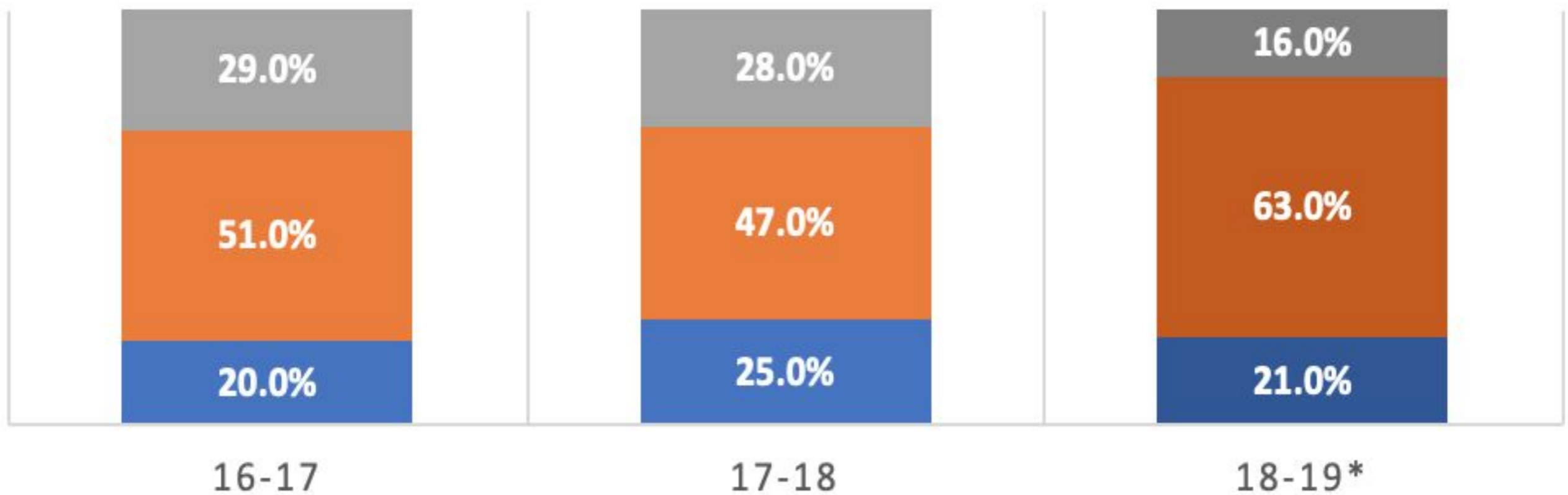
■ Not ■ Prof ■ Adv



# IA Assessment/ISASP 5th Grade Math

## 5TH GRADE MATH PROFICIENCY

■ Not ■ Prof ■ Adv

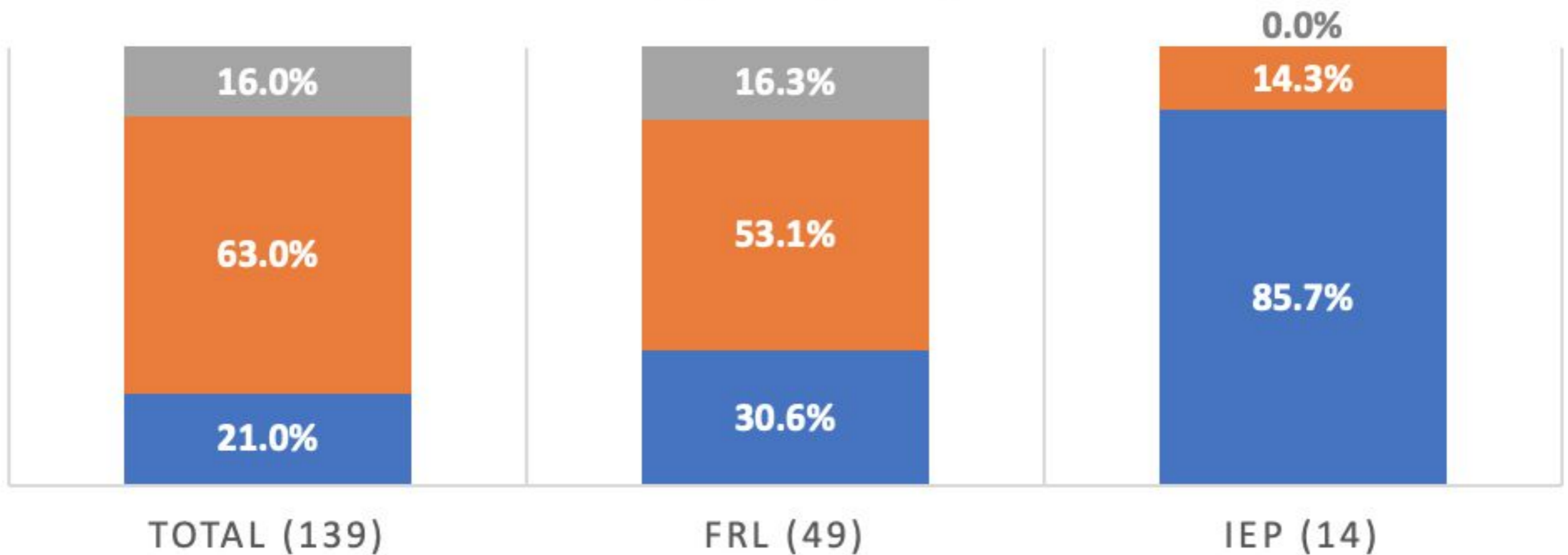




# 5th Grade Math Subgroup Data

## 5TH MATH SUBGROUPS 18-19

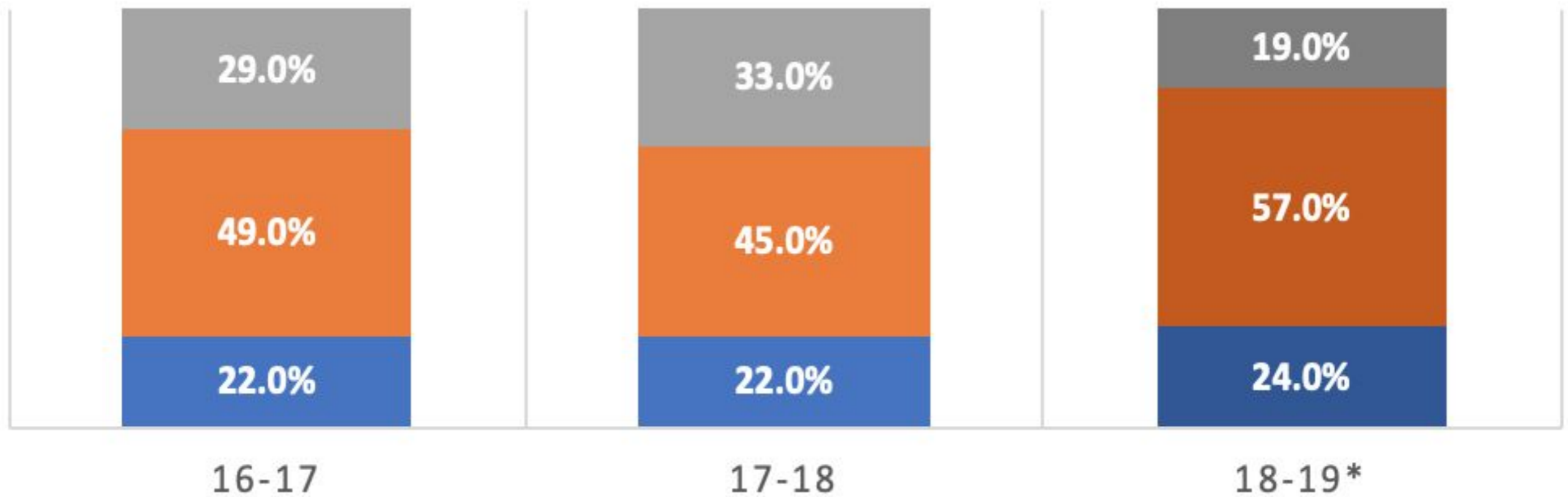
■ Not ■ Prof ■ Adv



# IA Assessment/ISASP 8th Grade Reading/ELA

## 8TH GRADE READING/ELA PROFICIENCY

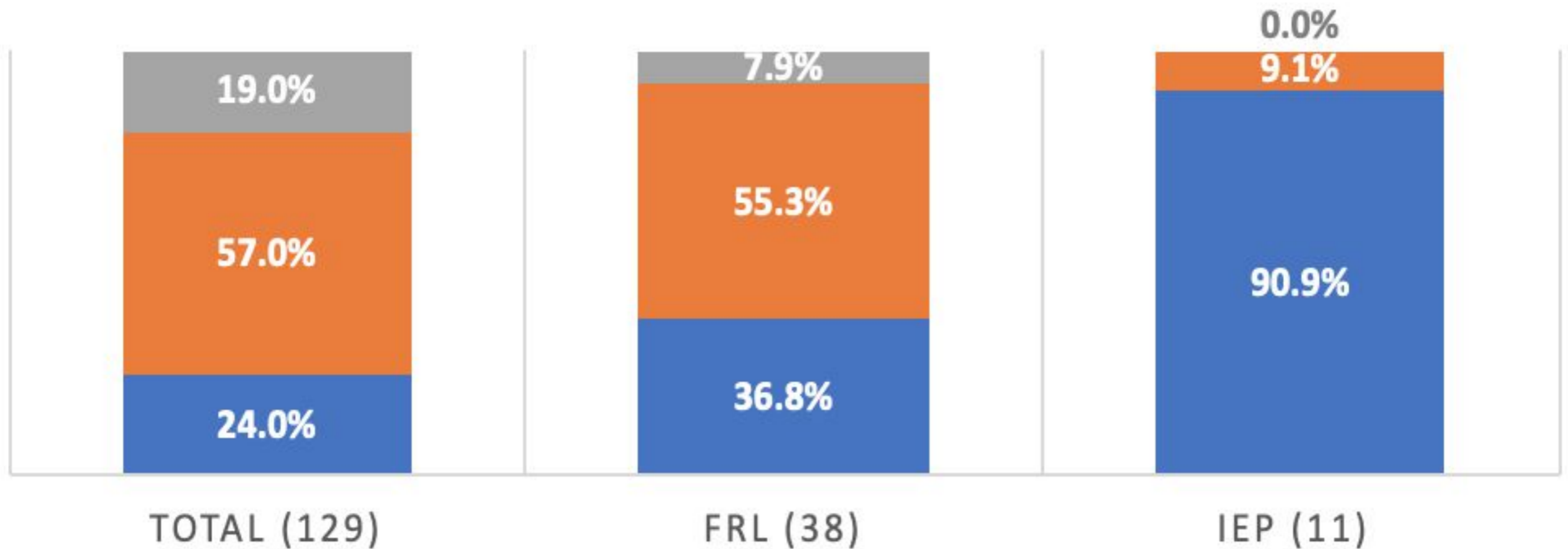
■ Not ■ Prof ■ Adv



# 8th Grade Reading/ELA Subgroup Data

## 8TH GRADE READING/ELA SUBGROUPS 18-19

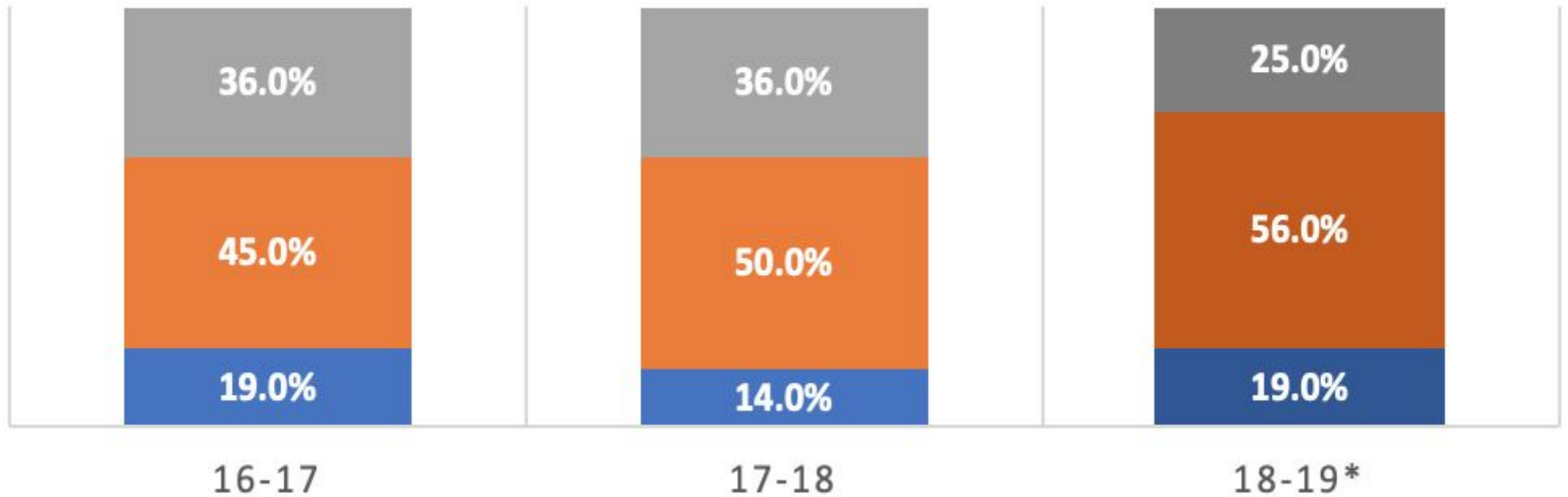
■ Not ■ Prof ■ Adv



# IA Assessment/ISASP 8th Grade Math

## 8TH GRADE MATH PROFICIENCY

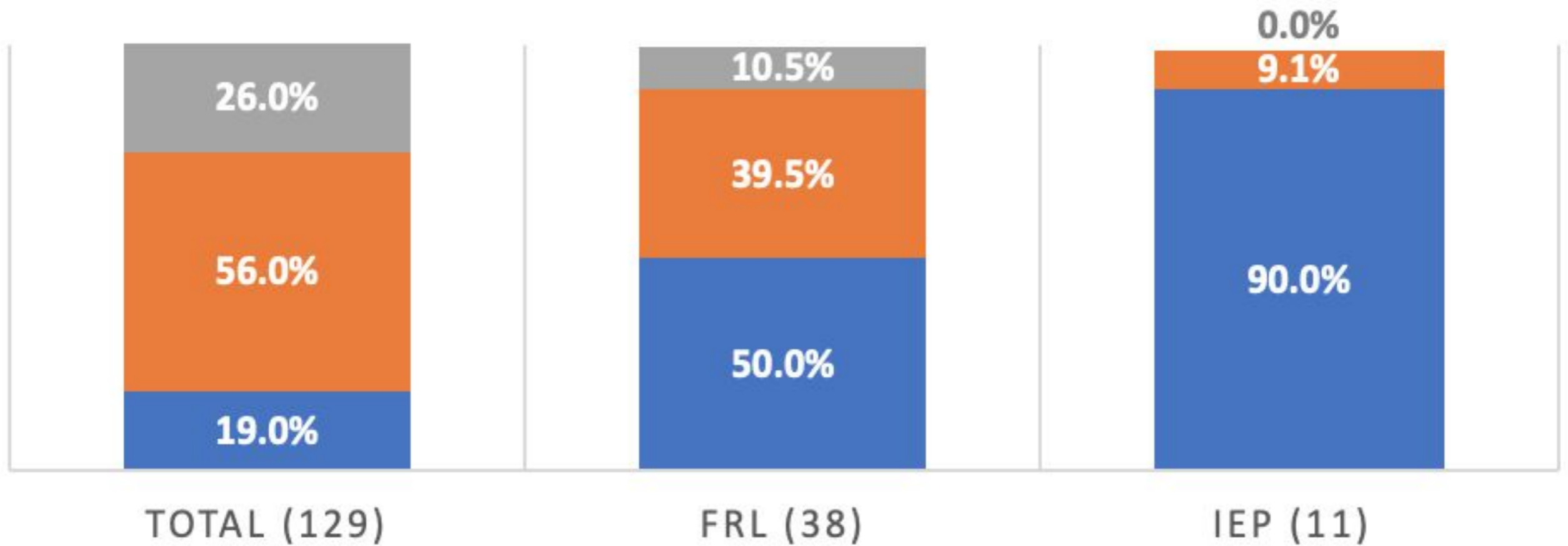
■ Not ■ Prof ■ Adv



# 8th Grade Math Subgroup Data

## 8TH GRADE MATH SUBGROUPS 18-19

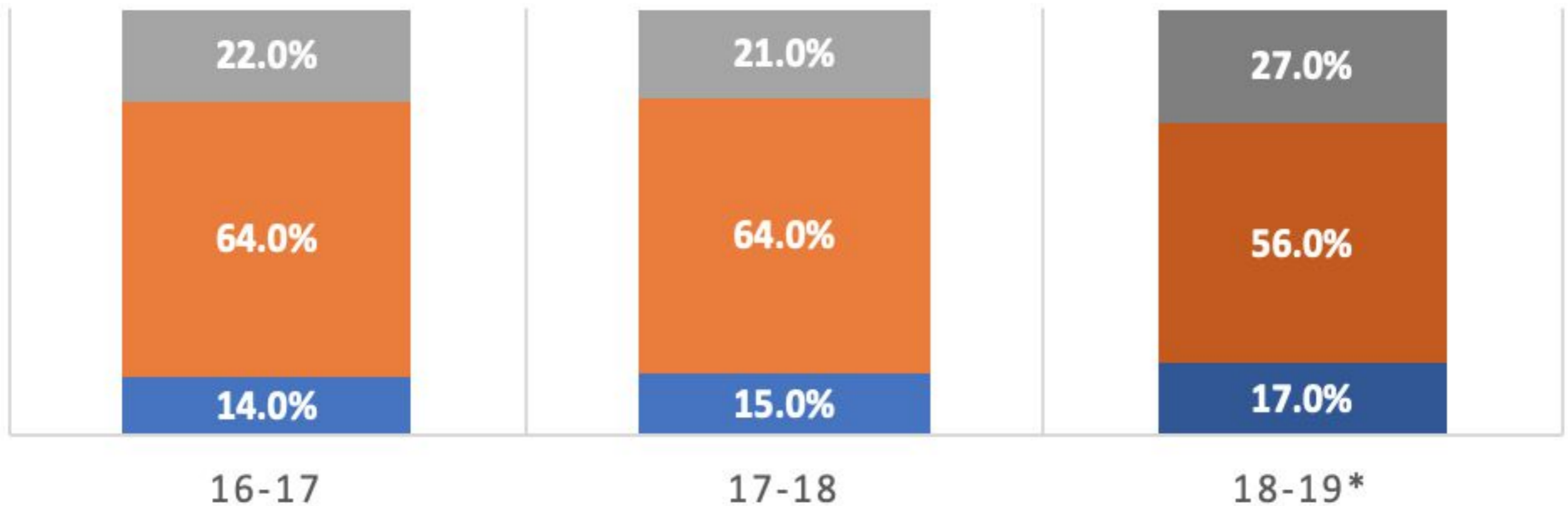
■ Not ■ Prof ■ Adv



# IA Assessment/ISASP 11th Grade Reading/ELA

## 11TH GRADE READING/ELA PROFICIENCY

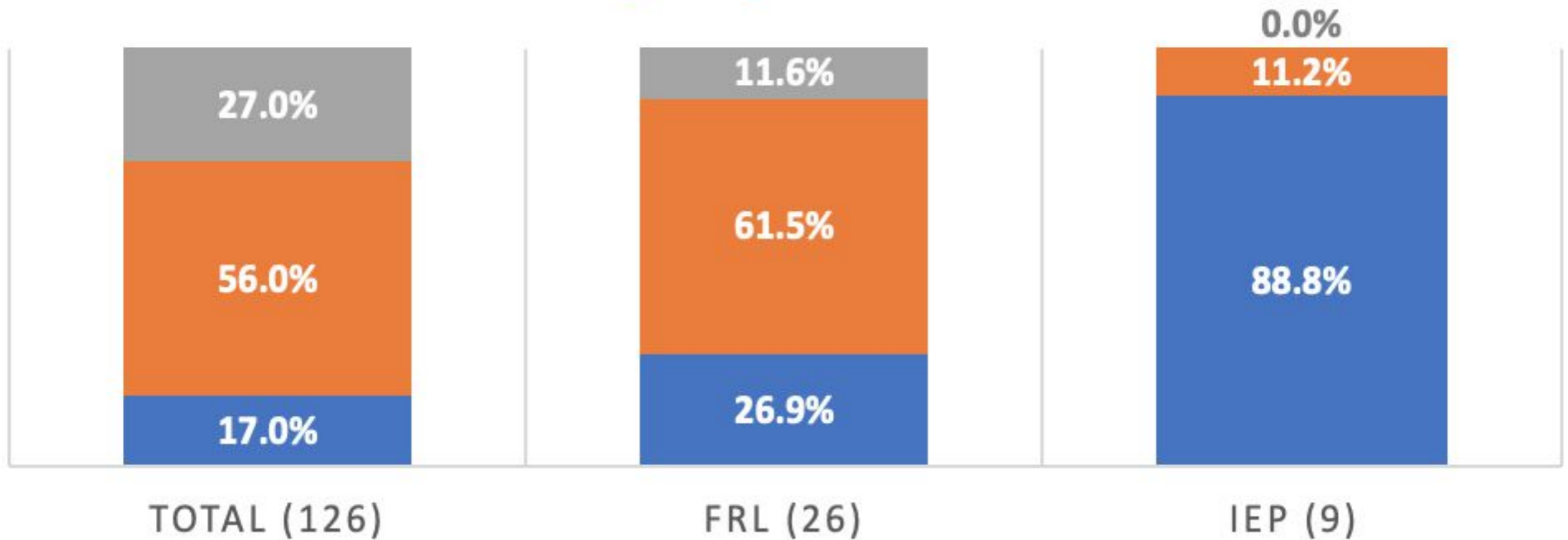
■ Not ■ Prof ■ Adv



# 11th Grade Reading/ELA Subgroup Data

## 11TH GRADE READING/ELA SUBGROUPS 18-19

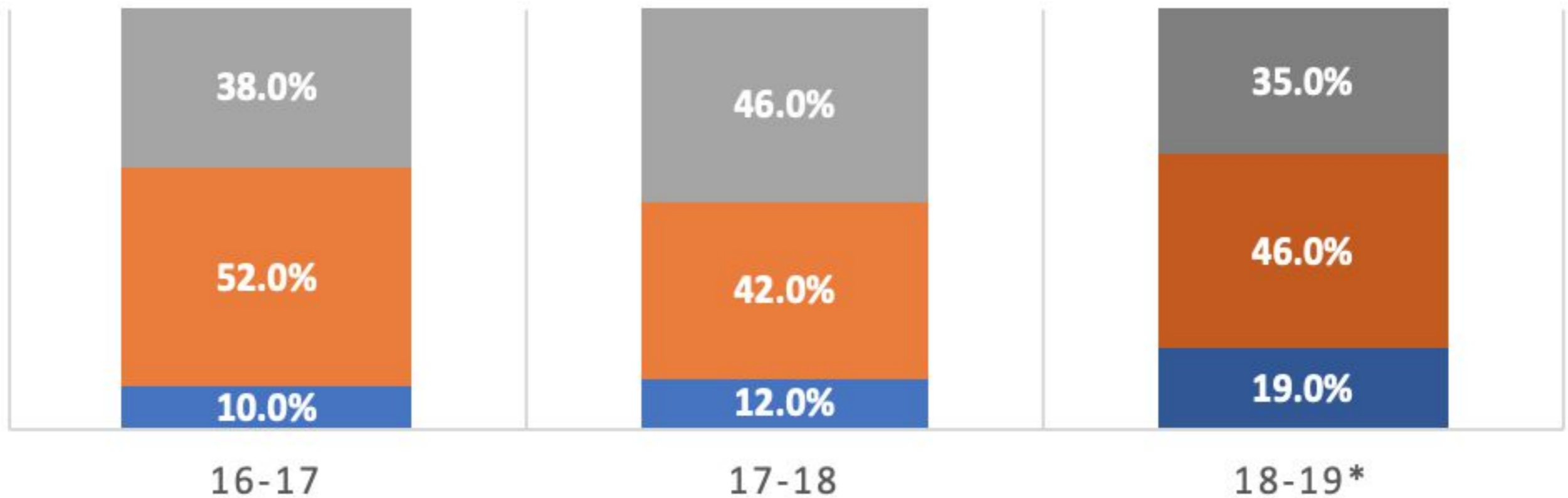
■ Not ■ Prof ■ Adv



# IA Assessment/ISASP 11th Math

## 11TH GRADE MATH PROFICIENCY

■ Not ■ Prof ■ Adv

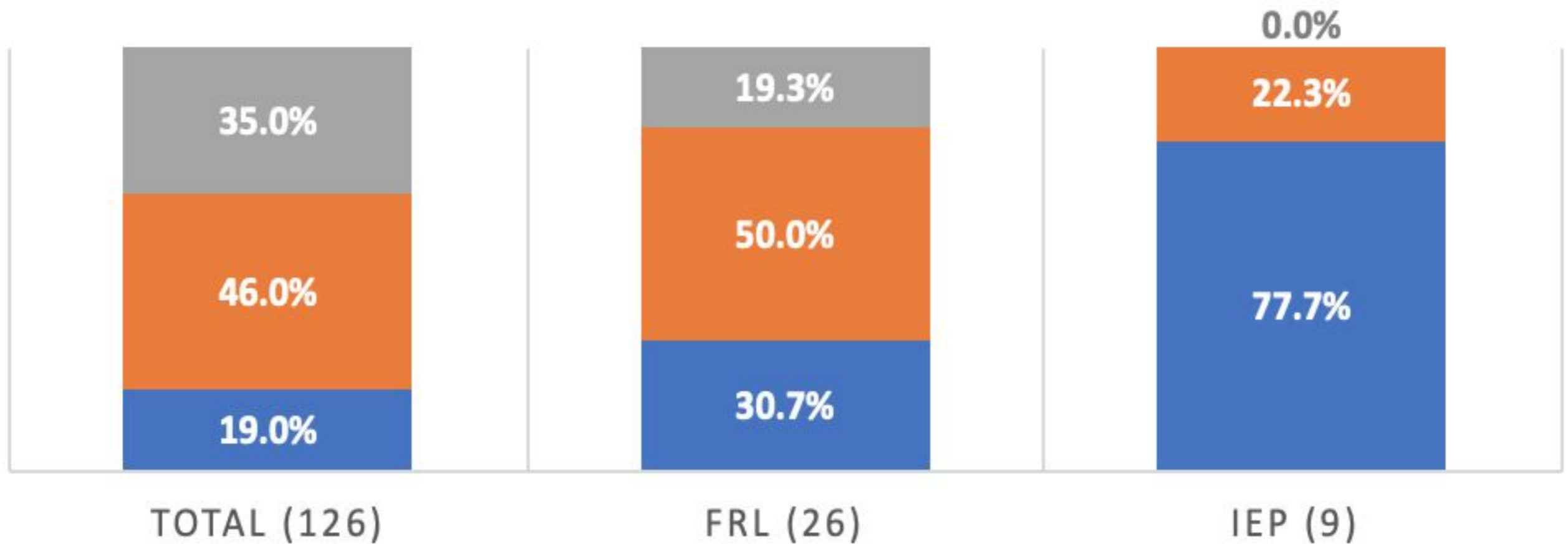




# 11th Grade Math Subgroup Data

## 11TH GRADE MATH SUBGROUPS 18-19

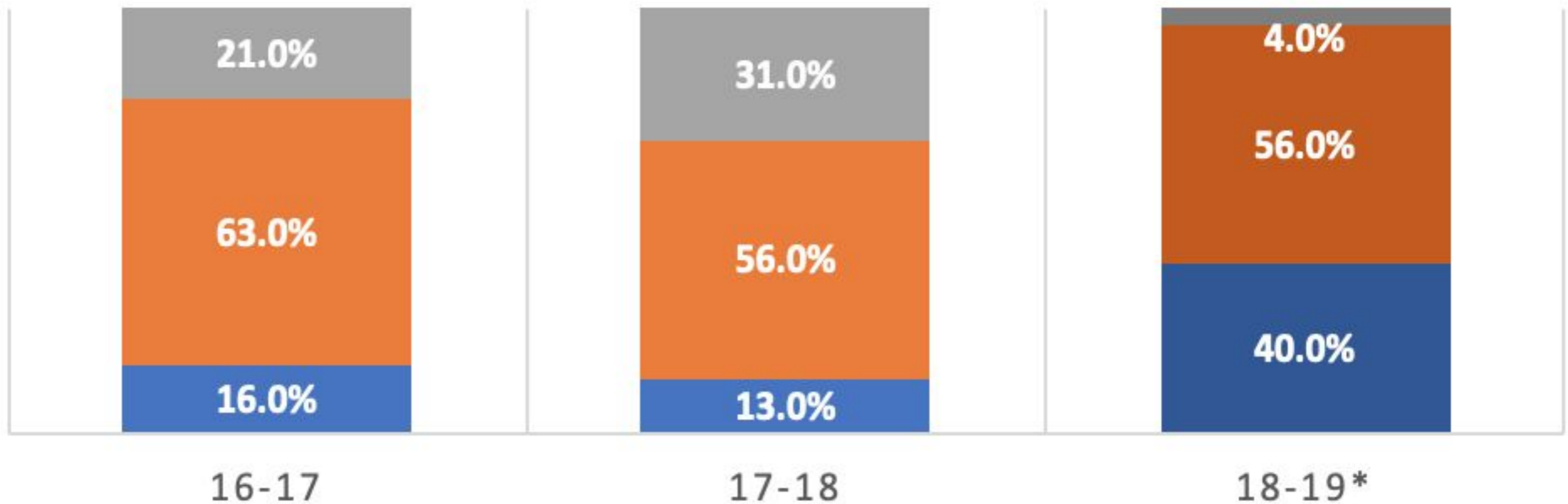
■ Not ■ Prof ■ Adv



# IA Assessment/ISASP 5th Grade Science

## 5TH GRADE SCIENCE PROFICIENCY

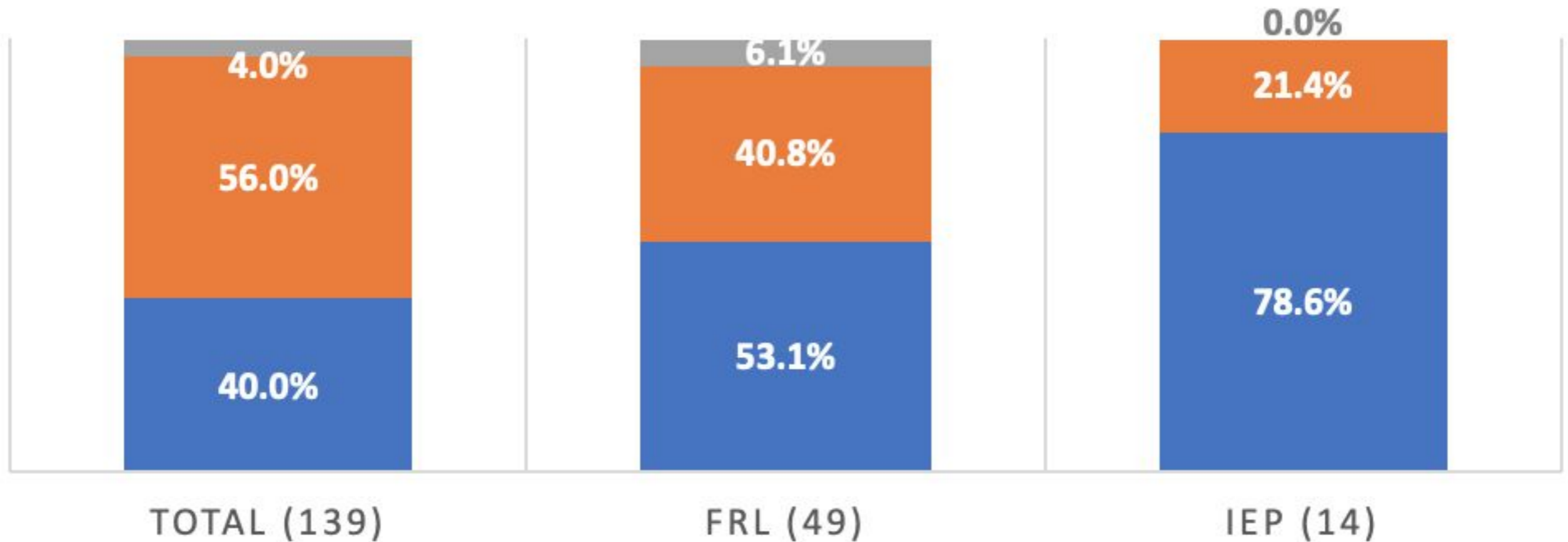
■ Not ■ Prof ■ Adv



# 5th Grade Science Subgroup Data

## 5TH GRADE SCIENCE SUBGROUPS 18-19

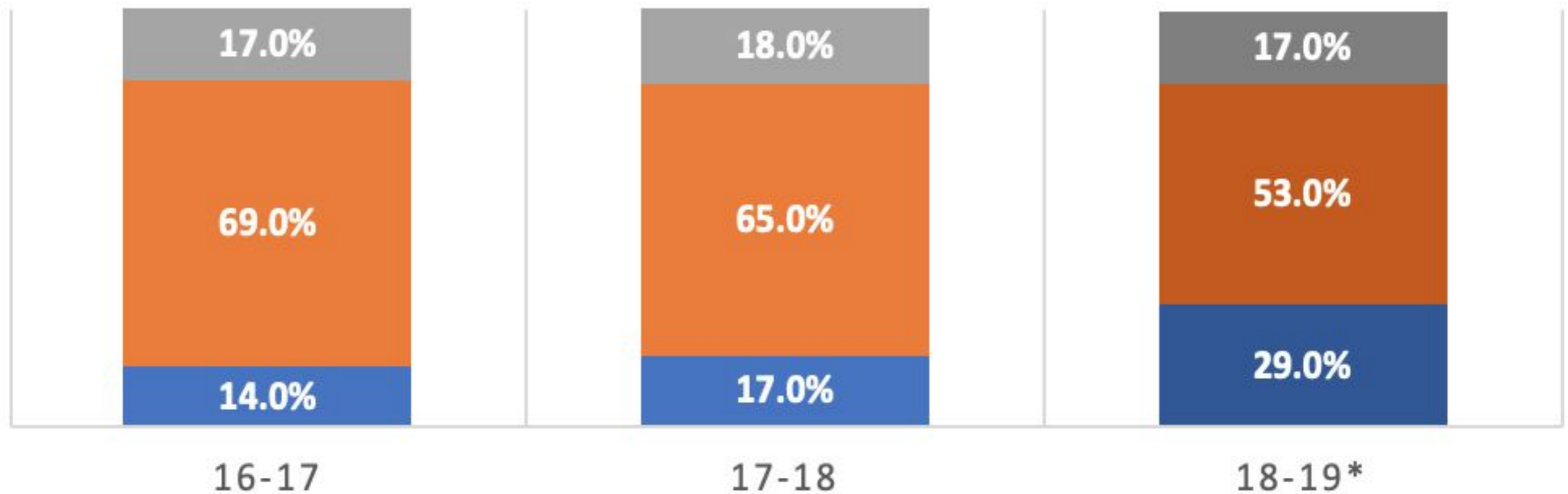
■ Not ■ Prof ■ Adv



# IA Assessment/ISASP 8th Grade Science

## 8TH GRADE SCIENCE PROFICIENCY

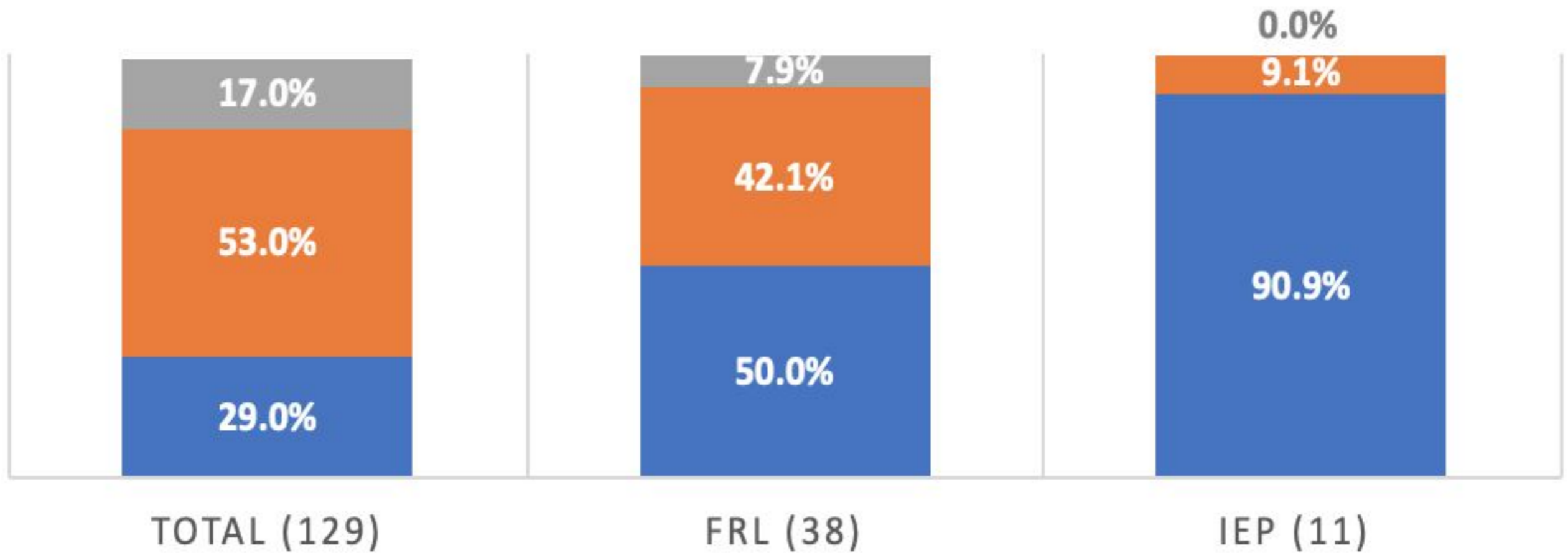
■ Not ■ Prof ■ Adv



# 8th Grade Science Subgroup Data

## 8TH GRADE SCIENCE SUBGROUPS 18-19

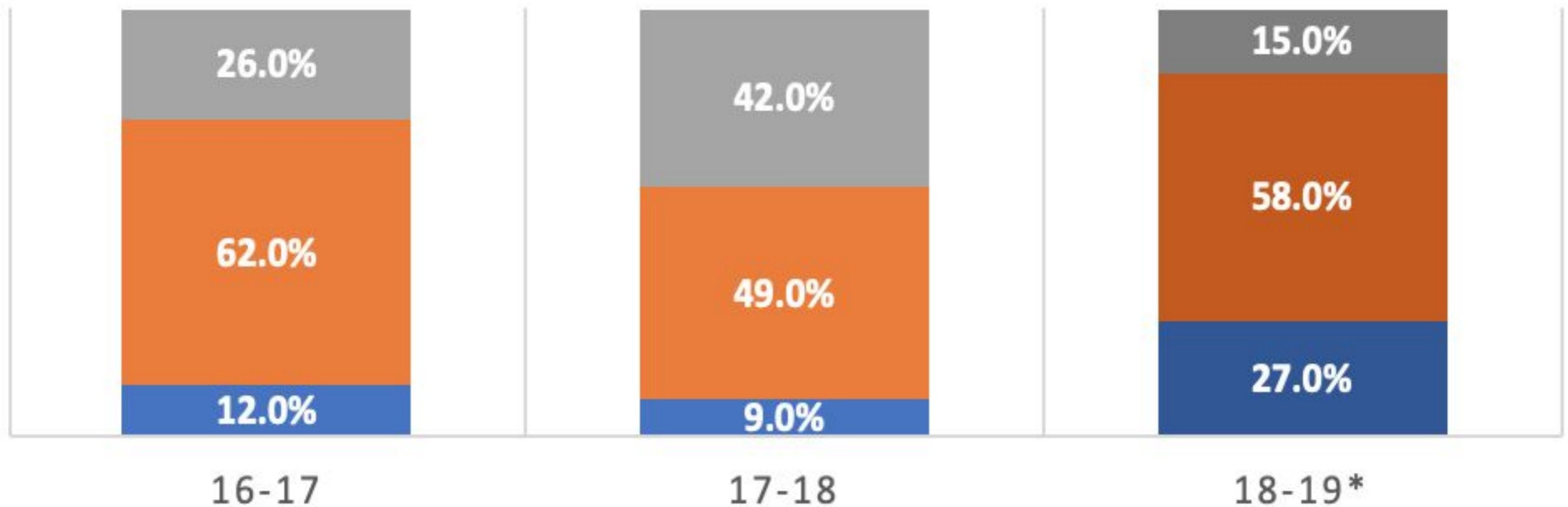
■ Not ■ Prof ■ Adv



# IA Assessment/ISASP 10th Grade Science

## 10TH GRADE SCIENCE PROFICIENCY

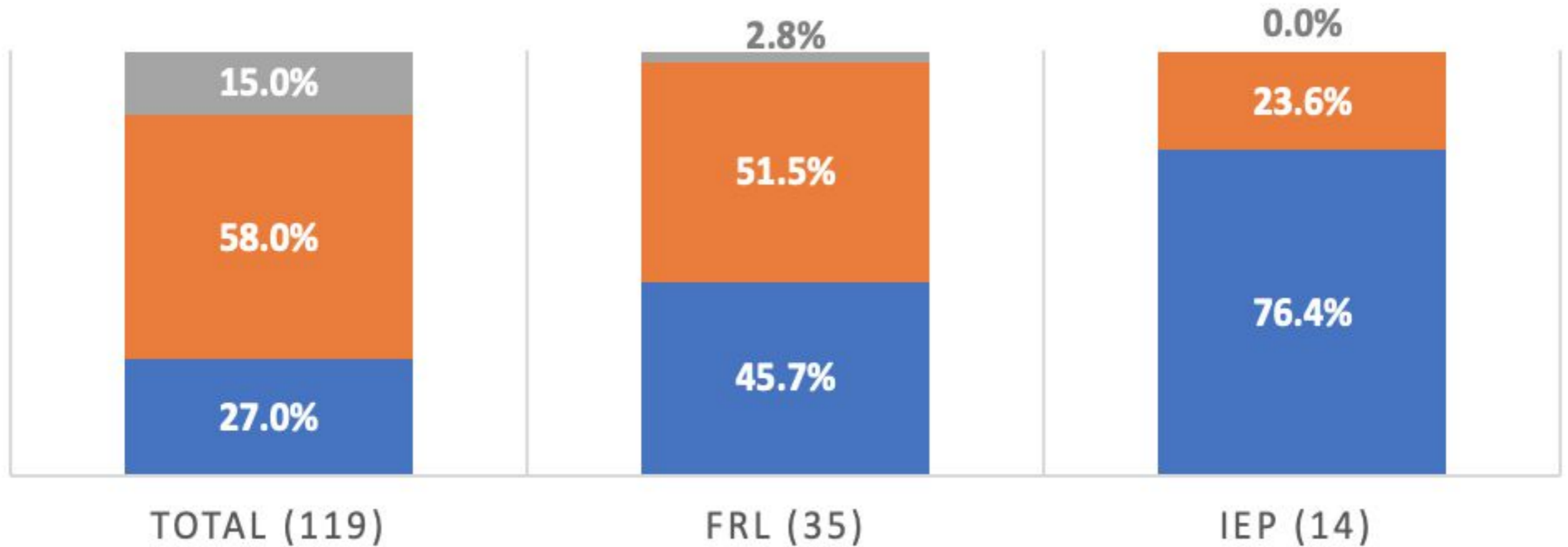
■ Not ■ Prof ■ Adv



# 10th Grade Science Subgroup Data

## 10TH GRADE SCIENCE SUBGROUPS 18-19

■ Not ■ Prof ■ Adv



# ACT Avg. Composite Trend

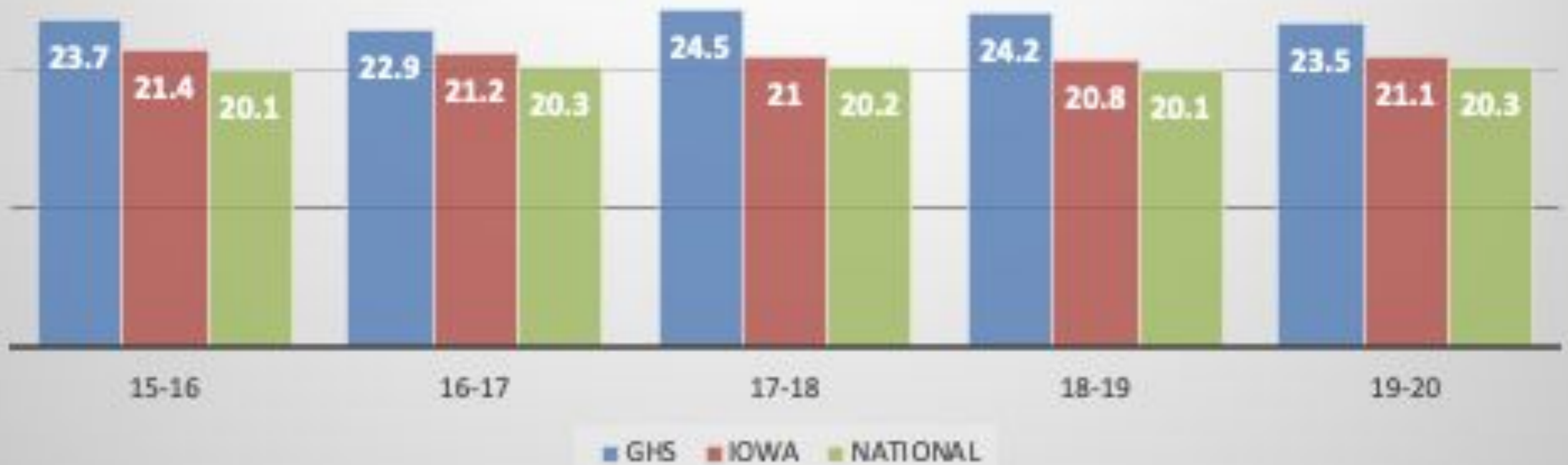
## Avg. ACT Composite Scores



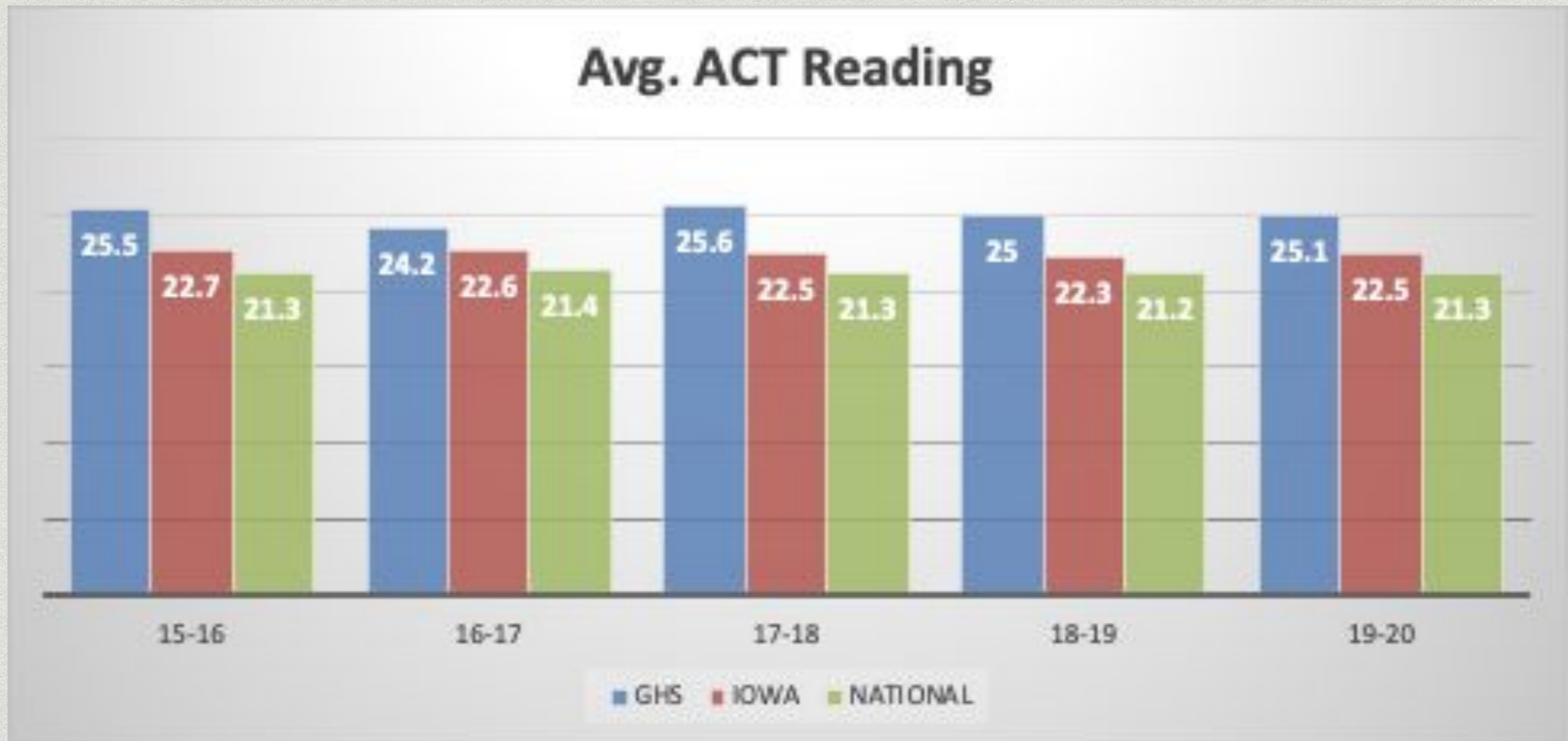


# ACT Avg. English Trends

**Avg. ACT English**

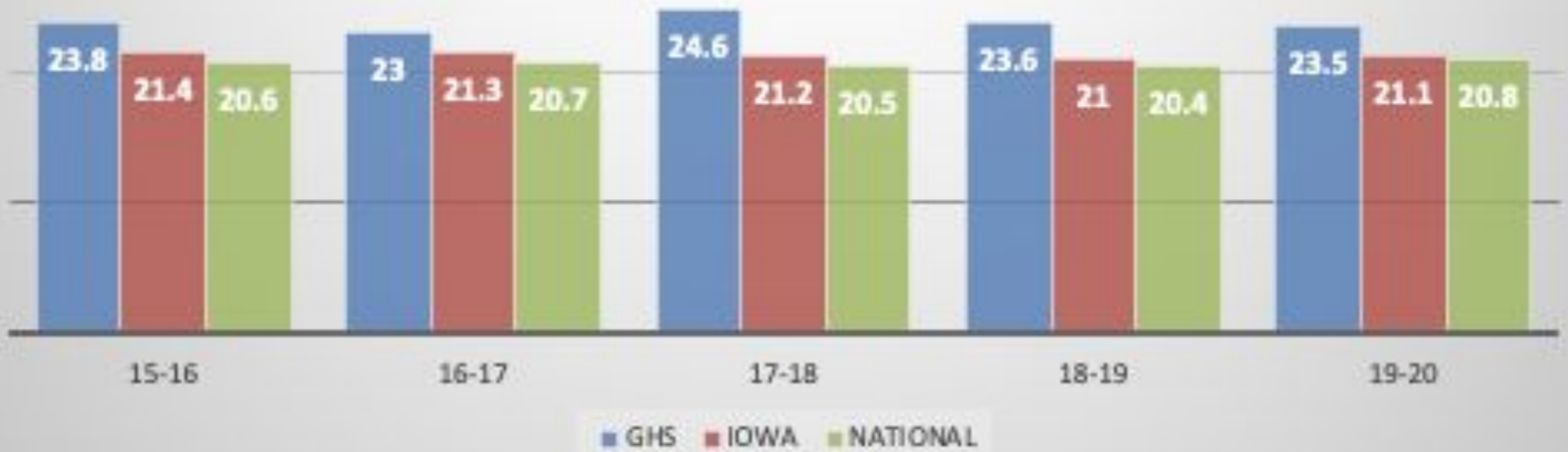


# ACT Avg. Reading Trends



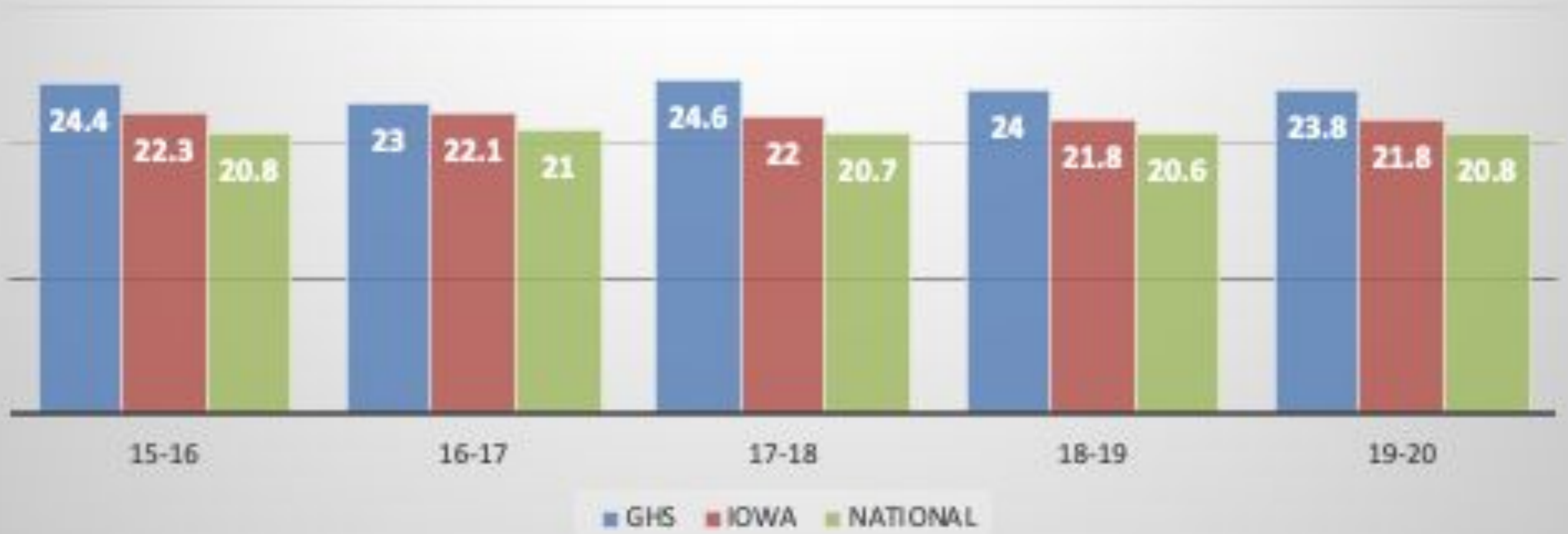
# ACT Avg. Math Trends

**Avg. ACT Math**



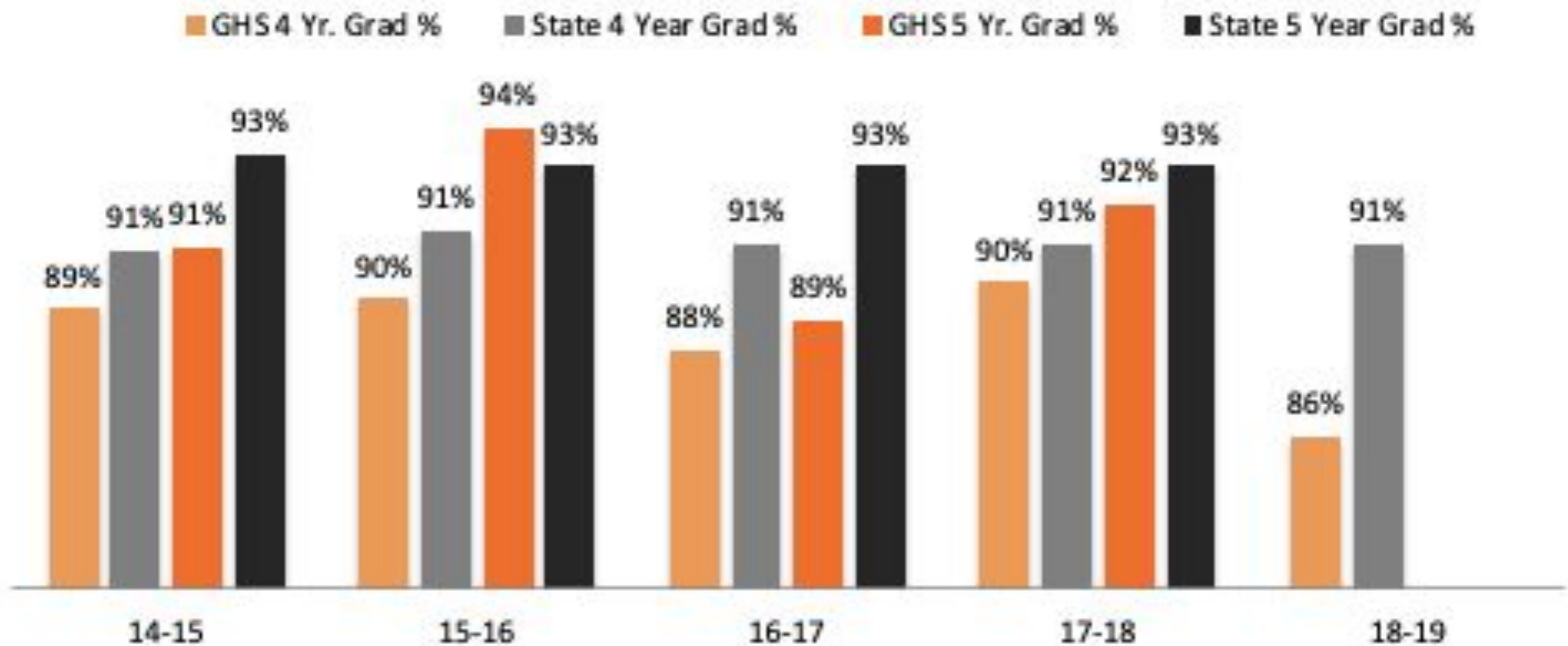
# ACT Avg. Science Trends

**Avg. ACT Science**

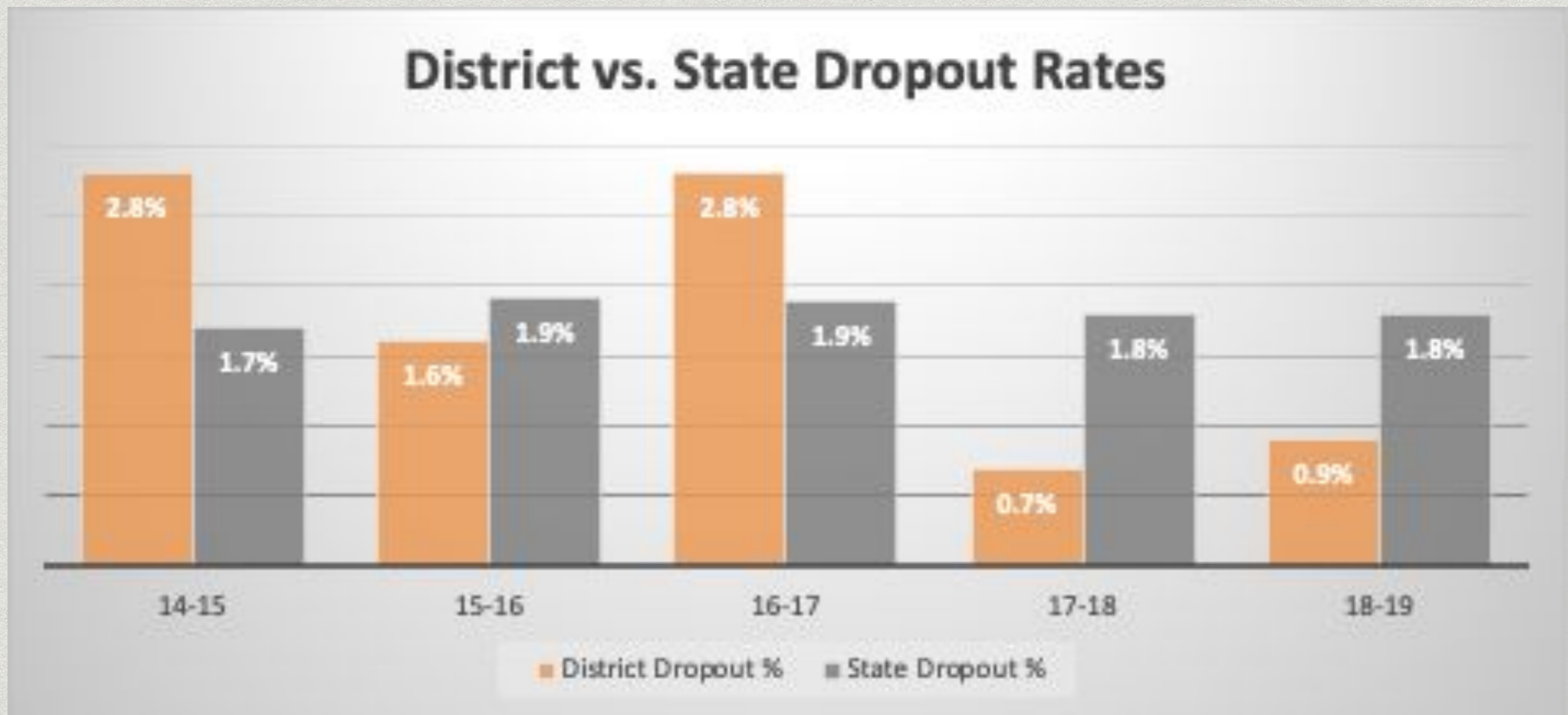


# Graduation Rates: Most recent as released by the Dept. of Ed.

## GHS vs. State Grad Rates (4 yr & 5 yr)



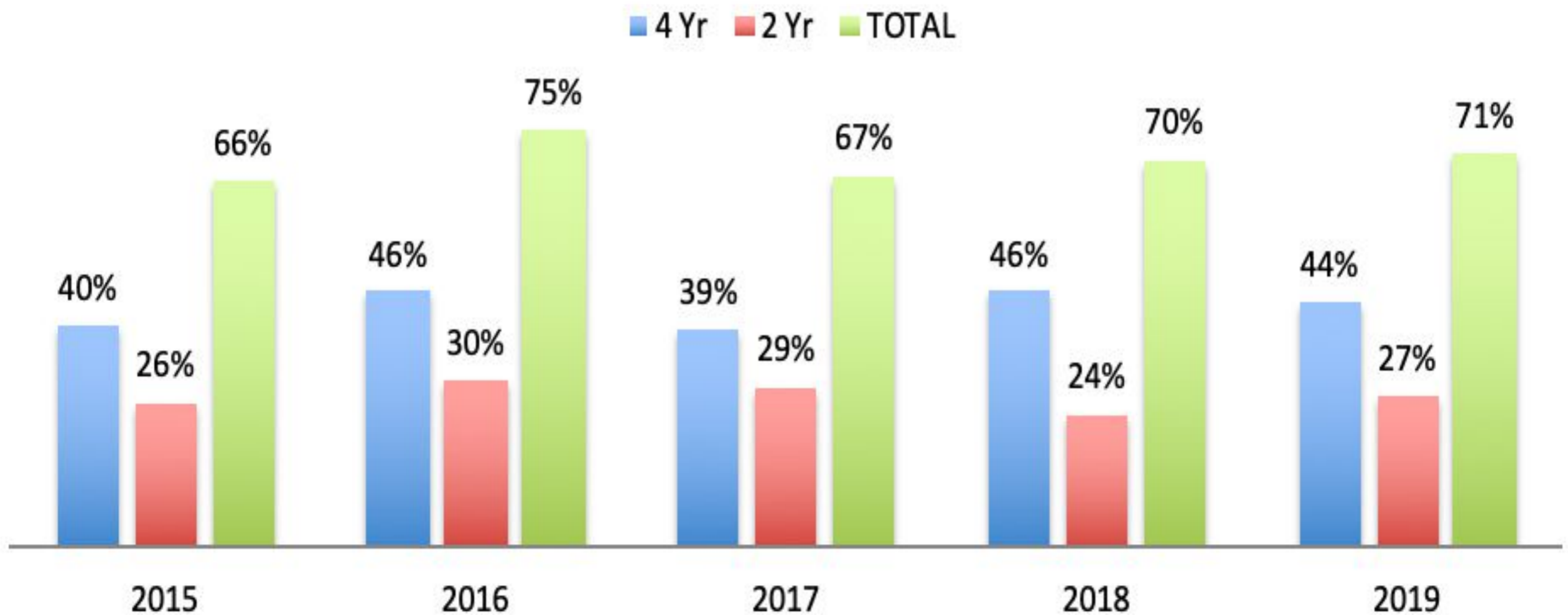
# Dropout Rates



# Post-Secondary Enrollment: By Institution Type

## College Enrollment by Institution (4 Year vs. 2 Year)

\* Enrollment in post-secondary 1 year after high school

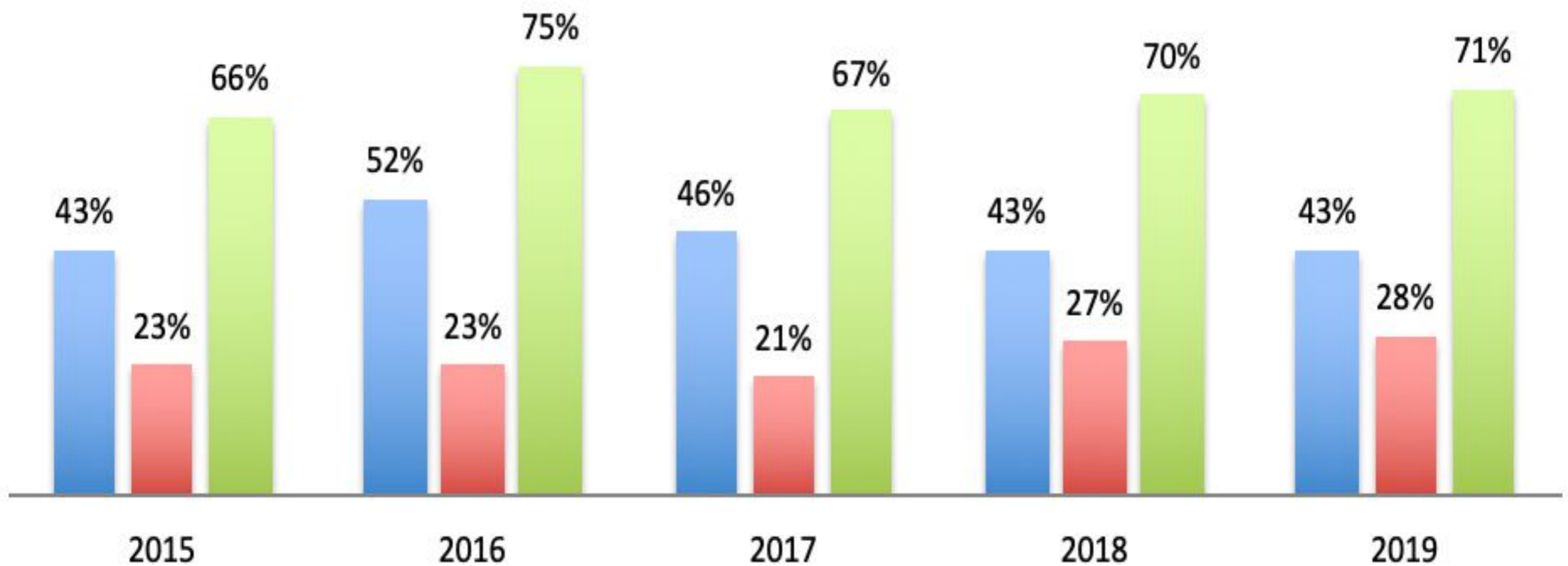


# Post-Secondary Enrollment: By Institution Type

## College Enrollment by Institution (Public vs. Private)

\* Enrollment in postsecondary 1 year after high school

Public Private TOTAL





# Celebrations

## **Elementary**

Reading / Writing Workshop/School Wide Resources fully implemented  
Mindfulness Activities / Yoga in Schools Program  
Relationship Focus  
5-2-1-0 School Designations  
PLTW Exemplary School Recognition  
Americorps Online Summer Programming  
Enrichment Summer Programming put on by GNCSD staff  
Virtual and In-Person Learning Opportunities  
National Board Process for Educators

## **Middle School**

Live zoom opportunities  
Academic Honors awards  
Weekly grade level Good News Call of the Week  
STRIVE postcards  
Big Brother/Big Sisters  
Zoom/socially distanced clubs  
Implementation of online learning and on-site learning

## **High School Extracurriculars**

- Former GHS FB Coach Jim Dunne inducted to Iowa High School Football Coaches Hall of Fame
- Football qualified for playoff quarterfinals
- Tiger Paws earned 3th, 4th & 5th at state competition- All soloist received division 1 ratings

## **High School Assessment & Curriculum Work**

- NCRC Assessment (National Career Readiness Certificate) given to all 11th graders this year
- Increased PSAT & PSAT10 testing for 9th & 10th graders
- Will use ACCUPLACER for non-ACT students in the spring of Junior Year for CC admission
- College & Career Readiness Credit Requirement in Development for 2021-22 & beyond
- Apprenticeship Programs in development for 2021-22

# Questions

# GRINNELL-NEWBURG SCHOOL DISTRICT



**STATE OF THE DISTRICT  
ADMINISTRATION PRESENTATION  
December 9, 2020**

# OUR VISION AND MISSION



## Mission:

The Grinnell-Newburg School District, in partnership with the entire community will empower every student to become a lifelong learner who is a responsible, productive, and engaged citizen within the global community.

## Vision:

Every student is achieving at his or her maximum potential in an engaging, inspiring, and challenging learning environment.



# District Goals 2018-2023

- Goal # 1 Embrace flexible and collaborative instructional offerings to foster high levels of student achievement and prepare students for their futures in all content areas, with special emphasis on improving literacy, math, science, and career and college readiness.
- Goal # 2 Create productive learning environments that utilize exemplary professional practices linked to creativity, collaboration, communication, and critical thinking activities.
- Goal # 3 Equip safe and secure an inclusive environment for our students, staff, community, and families.
- Goal #4 Engage families & community partners to support student intellectual, social & emotional learning.
- Goal # 5 Provide efficient, effective, and equitable use of resources to support District programs.

# District Profile

- K-12 School District
- Serve square miles: 220
- 5 schools:
  - 2 Primary (K-2 and PreK-2)
  - Grade level 3-4
  - Middle School
  - High School
- Total Number of Students: 1663
  - Includes FV 3 year olds, Pre-K, Open Enrolled In and dual enrolled students
  - VVC courses taken or signed up
- Average teachers years experience: 13.9
- Teacher Retention Rate (years of service): 10
- Teachers with Master's Degree: 60

National Board Certified Teachers: 4

Teachers Enrolled in NBTC: 11

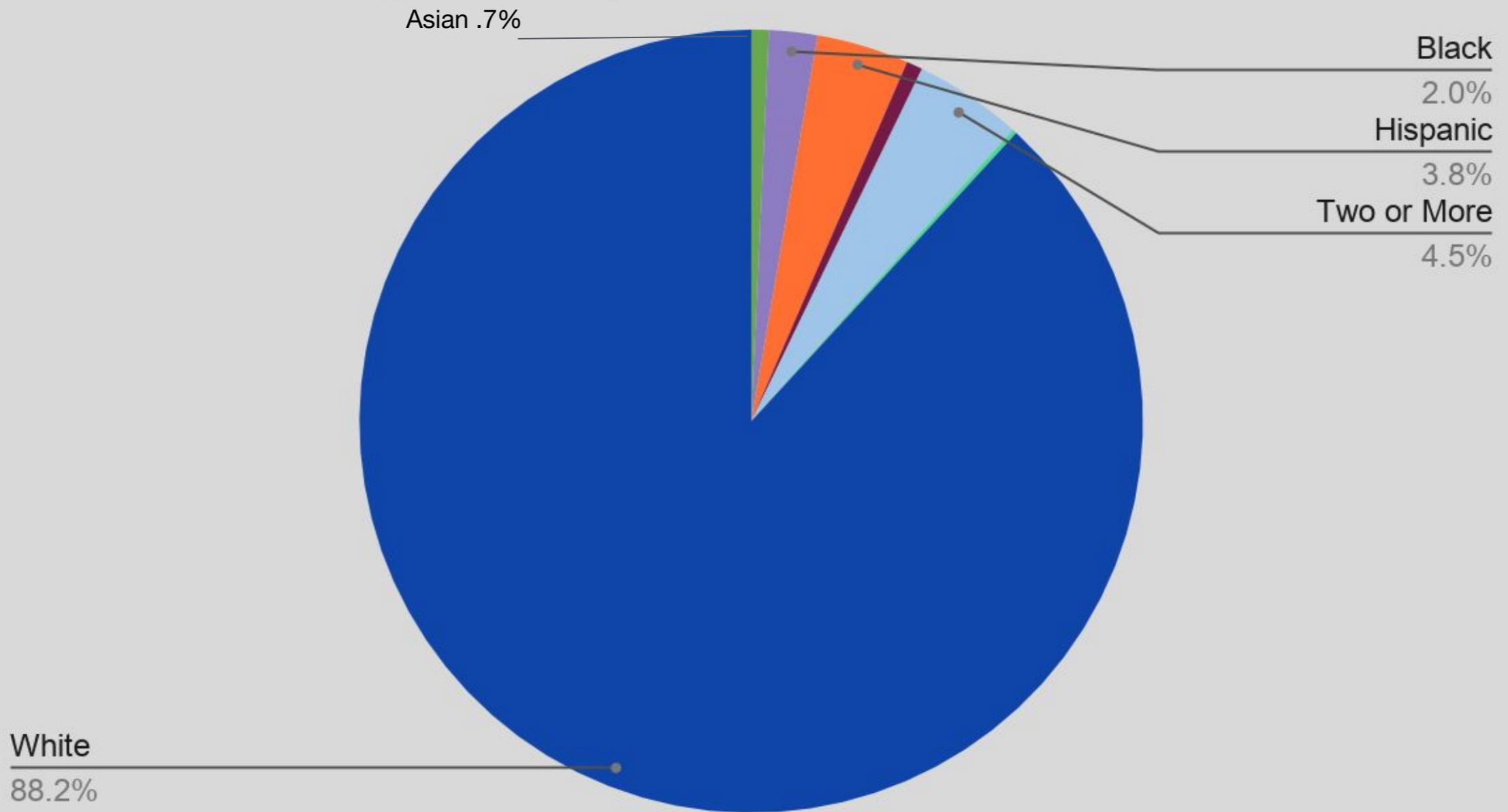
Total Staff: 305

- Certified (teachers/counselors/nurses): 144
- Non-certified (paras/admin. asst./other.): 90
- Bus Drivers/Cooks/Non Teacher Coaches: 55
- Department Heads, principals, Dean/AP: 14.5
- 



# Grinnell Newburg School District October 30, 2020 Ethnicity

Grinnell-Newburg Ethnicity October 2020



# Student Population

## As of

- **Special Education students served**
  - **215 Resident Students (246 weighted enrollment) 13%**

- **English Language Learners: 16 .01%**

- **Free and Reduced**

- **Free 398**
- **Reduced 54**
  - **District 27.8%**

- **Homeless: 11**

### **K-2:**

Enrichment: 39 Reading  
38 Math

Subjected accelerated:9 total students

### **Davis TAG:**

3rd Grade: 15 students

4th Grade: 22 students

Math Accelerated Students (Subject Acceleration and Telescoping): 11 students

### **GMS: TAG**

5th - 18 students

6th - 25 students

7th - 26 students

8th - 22 students

Math Subject Accelerated: 76

### **GHS: TAG/ELP:**

9th Grade - 19 Students

10th Grade - 20 Students

11th Grade - 15 Students

12th Grade - 15 Students



# Current Head Count 10-30-20

Grade	10/30/17	10/30/18	10/30/19	10/30/20
Pre-K	140	143	143	96
K	96	110	120	112
1	100	97	117	116
2	127	105	100	107
3	139	135	109	102
4	141	139	141	110
5	115	139	143	136
6	127	116	138	136
7	128	132	108	140
8	118	130	137	109
9	126	123	134	124
10	132	124	122	136

# Certified Enrollment Trends



- Data includes open enrolled out students and partial students for: dual enrolled and 4 year preschool
- Does not include open enrolled in students or 3 or 5 year preschool students

# Staffing 2020

\*Includes all staff included in Master Contract

Certified High School Teachers- 42 (includes Consortium and Counselors, does not include nurse)

High School Paras - 15 (only includes paras included in the master contract)

Certified Middle School Teachers-41 (includes BI, Counselors & Social Worker, does not include nurse)

Middle School Paras - 17

Certified Davis Elementary Teachers- 21 (includes Counselor)

Davis Elementary Paras 10

Certified Bailey Park Elementary Teachers- 20 (include Counselor)

Bailey Park Elementary Paras - 7

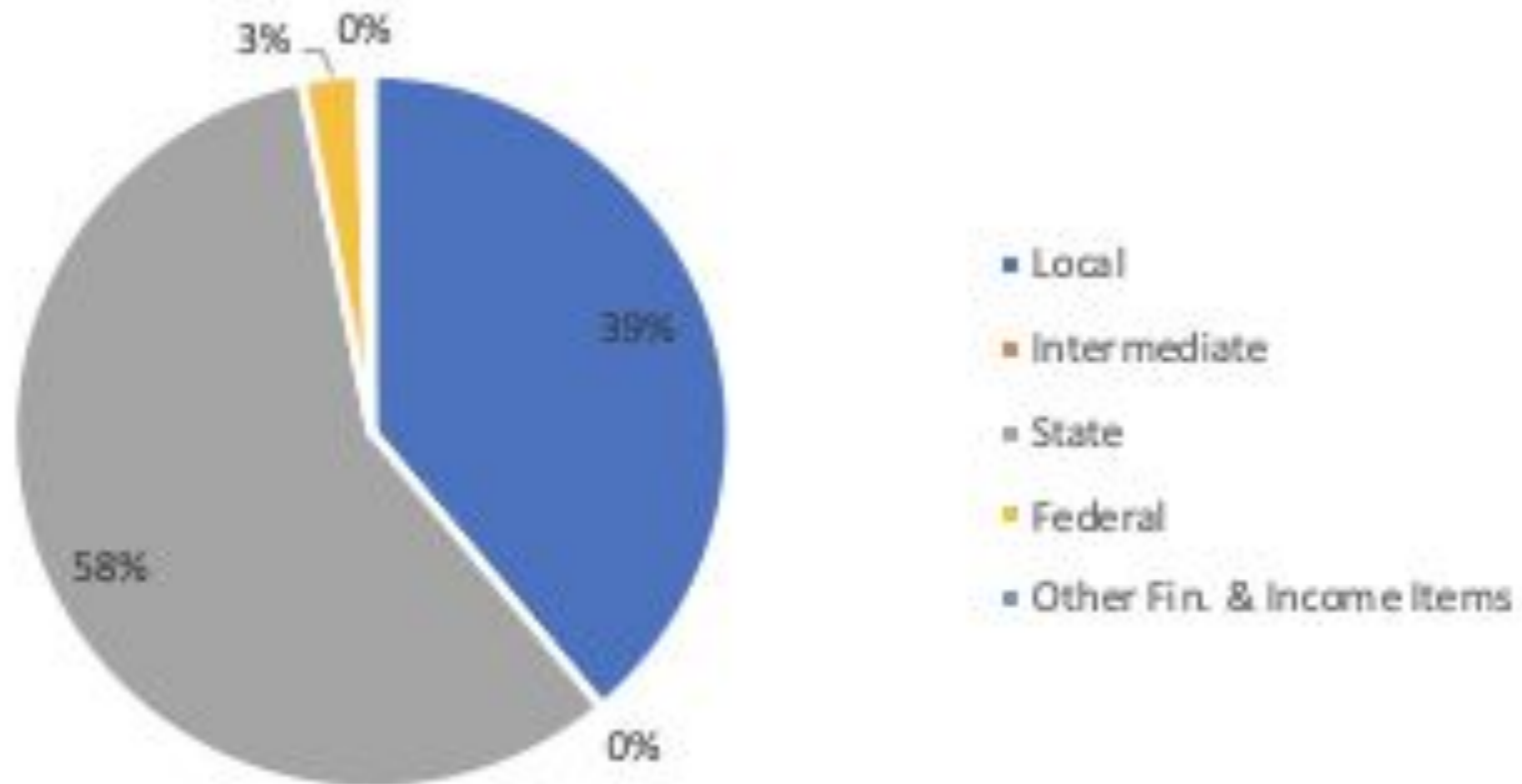
Certified Fairview Elementary Teachers- 20 (includes PK staff, includes Social Workers)

Fairview Elementary Paras - 14

(includes PK staff)

# District Finances-Revenues

FY20 Revenues



# District Finances-Expenditures

FY20 Expenditures



# Financial State of the District

<b>Grinnell-Newburg</b>						
<b>General Fund - Historical Summary</b>						
<b>REVENUE</b>	<b>ACTUAL REVENUE / EXPENDITURES</b>					
	<b>FY - 2015</b>	<b>FY - 2016</b>	<b>FY - 2017</b>	<b>FY - 2018</b>	<b>FY - 2019</b>	<b>FY - 2020</b>
Local	\$6,491,301	\$6,738,280	\$7,277,613	\$7,952,244	\$7,798,147	\$7,457,524
Intermediate	\$0	\$0	\$0	\$0	\$0	\$0
State	\$9,377,873	\$9,515,873	\$10,449,151	\$10,491,141	\$10,561,914	\$11,102,345
Federal	\$571,360	\$522,189	\$497,626	\$568,934	\$746,208	\$507,318
Other Fin. & Income Items	\$28,664	\$43,685	\$16,508	\$90,197	\$146,903	\$90,138
<b>TOTAL REVENUE</b>	<b>\$16,469,198</b>	<b>\$16,820,027</b>	<b>\$18,240,898</b>	<b>\$19,102,515</b>	<b>\$19,253,172</b>	<b>\$19,157,324</b>
<b>EXPENDITURES</b>	<b>ACTUAL REVENUE / EXPENDITURES</b>					
	<b>FY - 2015</b>	<b>FY - 2016</b>	<b>FY - 2017</b>	<b>FY - 2018</b>	<b>FY - 2019</b>	<b>FY - 2020</b>
Salaries	\$10,581,800	\$11,051,731	\$11,483,177	\$11,535,044	\$11,875,449	\$12,086,900
Employee Benefits	\$3,192,897	\$3,392,363	\$3,539,655	\$3,628,191	\$3,853,206	\$3,832,045
Purchased Services	\$1,194,567	\$1,345,391	\$1,495,528	\$1,500,548	\$1,451,547	\$1,370,170
Supplies	\$1,105,174	\$1,086,223	\$1,048,561	\$1,240,389	\$1,170,519	\$970,817
Property	\$51,796	\$103,733	\$202,151	\$290,736	\$151,761	\$95,014
Miscellaneous Objects	\$27,055	\$31,525	\$23,920	\$40,510	\$36,478	\$41,250
Other Items	\$1,043,916	\$711,305	\$708,394	\$739,766	\$879,846	\$868,132
<b>TOTAL EXPENDITURES</b>	<b>\$17,197,205</b>	<b>\$17,722,272</b>	<b>\$18,501,388</b>	<b>\$18,975,183</b>	<b>\$19,418,805</b>	<b>\$19,264,329</b>
<b>SURPLUS / DEFICIT</b>	<b>(\$728,007)</b>	<b>(\$902,245)</b>	<b>(\$260,490)</b>	<b>\$127,332</b>	<b>(\$165,633)</b>	<b>(\$107,005)</b>
<b>BEGINNING FUND BALANCE</b>	<b>\$4,725,474</b>	<b>\$3,997,468</b>	<b>\$3,095,223</b>	<b>\$2,845,517</b>	<b>\$2,972,849</b>	<b>\$2,807,216</b>
<b>YEAR-END FUND BALANCE</b>	<b>\$3,997,468</b>	<b>\$3,095,223</b>	<b>\$2,845,517</b>	<b>\$2,972,849</b>	<b>\$2,807,216</b>	<b>\$2,700,211</b>
<b>FUND BALANCE AS % OF EXPENDITURES</b>	<b>23.2%</b>	<b>17.5%</b>	<b>15.4%</b>	<b>15.7%</b>	<b>14.5%</b>	<b>14.0%</b>
<b>FUND BALANCE AS # OF MONTHS OF EXPEND.</b>	<b>2.79</b>	<b>2.10</b>	<b>1.85</b>	<b>1.88</b>	<b>1.73</b>	<b>1.68</b>

# Technology

## Preschool-12 Devices

### *Elementary and Middle School Devices:*

January 2020: Grades Preschool-8: 1:1 iPads

(classroom charging carts available for elementary levels)

Grades K-2 Promethean Boards

Grades 3-4 Mix of older and newer Epson Projectors with Apple TVs

### *High School Devices:*

Grades 9-12: 1:1 MacBook Airs

Grades 5-12: Mix of older and newer Epson projectors with Apple TVs

### *District:*

MacBook Air 13" computers: K-12 Teachers

iPads with keyboard cases for K-12 Teachers

MacBook Pro 13" computers: Admin

iPads with keyboard cases: Para Educators

### **Network:**

Cisco ASA 5545 Firewall

Ruckus Cloud wireless system

New POE Cisco network switches

TLS fiber between school buildings and District Office

Fiber from UPN to high school

### **Services:**

JAMF Mac Management Server

Apple Classroom - iPad management and engagement tool

iBoss Web Filtering Appliance

Gaggle Google Filtering system

Infinite Campus

TIPWebIT and GetHelp for Inventory Management and Help Desk

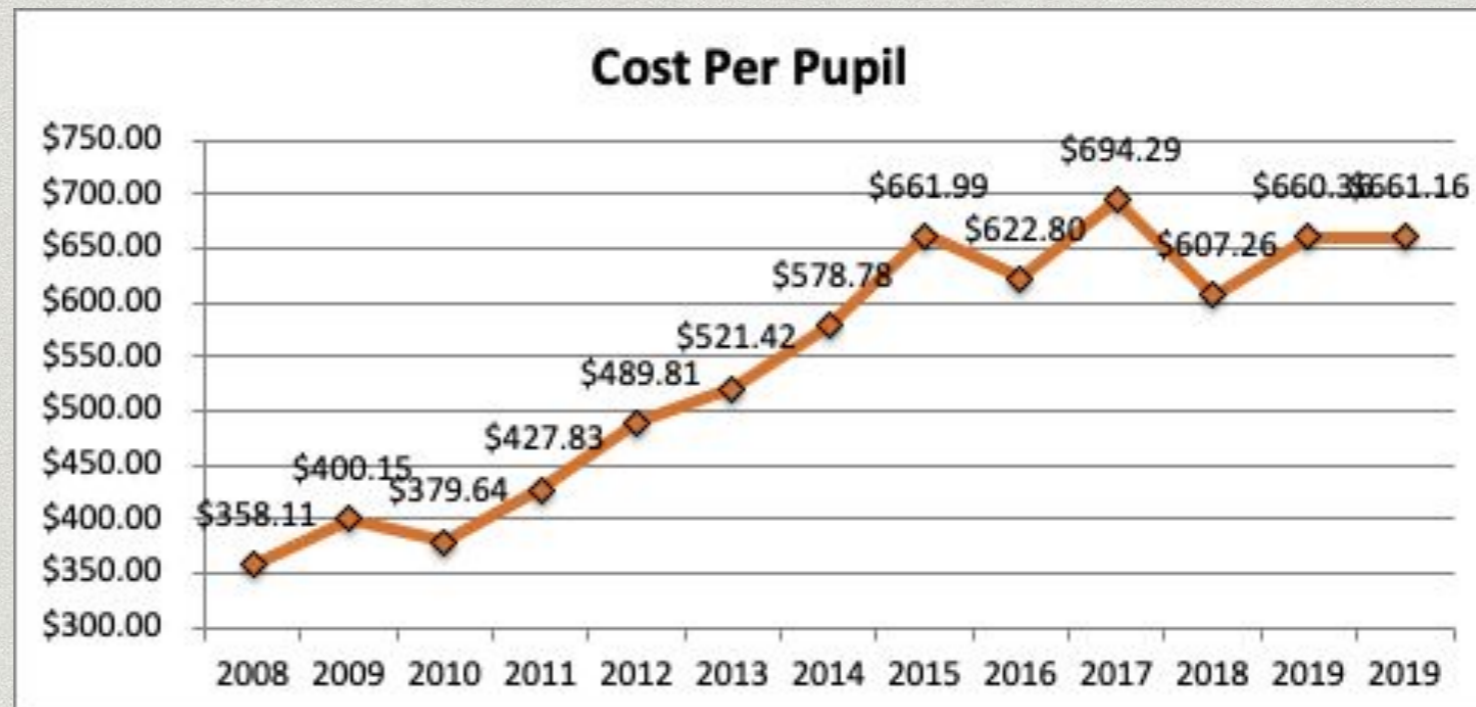
Classlink for Single Sign On

Zoom for virtual meetings



# Transportation

- Number of Buses: 19
  - Leased: 12
  - Activity buses: 7
- Other Vehicles: 14
  - Maintenance: 5
  - Truck/Mail: 2
  - Suburbans/vans: 7
  - Trailers: 4
- Est. Annual Mileage: 170,000-200,000 (126,820 in 19-20)
- Est. Annual Operating Costs: \$450,000-\$525,000 (\$519,360 in 19-20)





# Facilities Activities

## Projects 2020:

COVID Mitigation

Kriegel Gym bleachers

Middle School Bleachers

Athletic Bleachers completed (BB, SB Football)

Asbestos removal at GHS and Fairview

Sidewalks Fairview, Bailey Park,

Circle drive replacement Fairview

Camera Installation at all buildings

Graduation

Water main GHS and Davis

Completed the Middle School Carpet and Flooring

Moved District Office Space

Derecho Storm Repairs as approved by the Board Highlights

Football Lights

Softball Lights

Fences

Track repairs

Baseball/Softball Infields

High School Roof and units

Tree removal

Davis Siding

Windows

# Nutrition Program

- **5 serving/preparation kitchens (one in each building). Both breakfast and lunch served daily.**
  - Students have several lunch entree choices (a normal year):
    - Elementary: 2 daily entree choices and fruit and vegetable bar.
    - Middle School: Approx. 5 daily entree choices and fruit and vegetable bar.
    - High School: Approx. 7 daily entree choices and fruit and vegetable bar.
- **Average of 757 reimbursable lunches served/day (down due to hybrid at HS)**
- **Average of 203 reimbursable breakfasts served/day**
- **Average of 326 summer program lunches served/day (March 2020-July 2020)**
- **October 2020 Lunch Participation Percentage by School**
  - Bailey Park- **72%**
  - Fairview (w/o preschool)- **68%**
  - Davis- **68%**
  - Middle School- **62%**
  - High School- **24% (hybrid)**
- **Breakfast and Lunch Prices**
  - Elementary Breakfast: \$1.65
  - Elementary Lunch: \$3.05
  - Middle/High School Breakfast: \$1.80
  - Middle/High School Lunch: \$3.20
  - Reduced Price Breakfast: \$0.30
  - Reduced Price Lunch: \$0.40

# Teaching and Learning Activities/Trainings

- Return to Learn Plan
- Virtual Learning/Blended Learning Models and Frameworks
- Diversity and Cultural Awareness Training
- Building Relationships with all Stakeholders
- Workshop model
- PLTW Lead Teachers
- SEL New Standards Review(Social and Emotional Learning)
- Yoga in School Lead Educator Trainings
- CPI (Crisis Prevention Intervention Training)
- Global Compliance: Harassment, blood borne pathogen, ethics, bullying
- Assessment overview
- ISTE
- Safety and Security
- Danielson Teacher Evaluation

# Curriculum/Programming 2020-21

- Focus on Curriculum Frameworks--- Summer of 2021
- Diversity and Cultural Awareness Training
  - Cracking the Code training--- Fall 2020 with Leslie Bleichner
  - CultureAll continuation in 2021
  - DEI work with with REDI Committees
  - Pilot group working at GHS working on curriculum audit
- Social Emotional Learning Focus
  - Please Pass the Love
- Virtual Learning and Blended Learning Models
  - Work with Mr. Gruman
- Instructional Coaching Activities
  - HS and MS: Coaching cycles with individual teachers; Planning and delivering professional development on Disciplinary Literacy; Working with Science Teachers on NGSS roll-out
- Spring Development of Mathematics Resource Adoption (start at GHS and work our way down)
- Exploration of Middle School Spanish
- Fostering Positive Relationships and Priorities

# K-4 Elementary Goals

Reading Goal: 85% of all student will demonstrate proficiency in the area of reading as indicated on the Iowa statewide reading assessment.

## Action Plan:

- Implement reading and writing workshop model in grades K-2.
- Continue and refine our use of formative assessments, especially in the areas of reading
- Implement research-based instructional strategies into the classroom that center around the workshop model (Guided Reading, 1:1 conferring, mini-lessons)
- Small group targeted instruction (Intervention and Enrichment time)
- Evaluate intervention strategies closely to adjust instruction as needed
- Unse multiple assessment to help guide instruction tailored to student needs (district universal assessment, reading level, classroom assessments)

Math Goal: 85% of all students will demonstrate proficiency in the area of math as indicated on the district universal assessment MAP (Measure of Academic Progress).

## Action Plan:

- Continue and refine our use of formative assessments
- Implement research-based instructional strategies into the classroom (Small group instruction based on assessment data, math station based on Iowa Core Skills with differetiated pacing)
- Explore and implement a math workshop approach to provide targeted instruction at the level of the student needs
- Utilize MAP growth data to help guide instruction tailored to student needs
- Explore and implement a math workshop approach to provide targeted instruction at the level of the student needs.

# K-4 Elementary Goals

**Science Goal: 100% of teachers will develop and implement common assessments in all science units taught.**

Action plan:

- Utilize district resources to assist with implementation
- Align Science standards to units and lessons
- Teachers will integrate Reading standards into at least two science units

**Culture/Climate Goal: Improvement in survey data related to relationships between students, staff, and the overall perception of the student experience from K-4.**

Action Plan:

- Students will be given a survey in May 2020. This survey will be the same survey that was given to students in May 2019.
- Relationships will be emphasized through the 4 Priorities established by the district's Relationships first committee.
- Monthly professional development trainings will include 1 hour focused on topics related to relationships that incorporate REDI activities
- Development of Champion Groups/Tiger Time/Advisory Time
- Promote and continue to utilize token economy system (Positive Behavior)
- Set up an action plan for meaningful instruction for students who need additional support

# GMS

**Reading: By May 2021, 93% of students at Grinnell Middle School will meet their projected growth or score proficient on the NWEA Measures of Academic Progress (MAP) reading assessments.**

Action Plan:

- To meet this goal, all GMS teachers will participate in Disciplinary Literacy professional development throughout the school year and implement the new reading and writing strategies in their classrooms. The GMS English/Language Arts teachers will implement the workshop model to teach the Iowa Core Literacy Standards at their grade levels and other GMS instructors will include the Iowa Core Literacy Standards for content areas along with their discipline standards in their units of study. Literacy What I Need teachers will facilitate a variety of activities to enhance reading skills during supplemental learning time. All instructors will plan units that include the 4Cs (Collaboration, Communication, Creativity, Critical thinking) and infuse quality technology with a focus on literacy. **Aligns with 2018 - 23 District Goals: 1, 2, 5**

**Math: By May 2021, 88% of students at GMS will meet their projected growth or score proficient on the NWEA Measures of Academic Progress (MAP) mathematics assessments.**

Action Plan:

- To meet this goal, the GMS math instructors will teach students the Iowa Core Mathematics Standards at their instructional levels. The instructors will plan units that include the 4 Cs (Collaboration, Communication, Creativity, Critical thinking) and infuse quality technology. Mathematics What I Need teachers will facilitate a variety of activities to enhance math skills during supplemental learning time. Math instructors at GMS will be learning from ASCD research curriculum organization around professional development and incorporating new methodologies in the classroom. **Aligns with 2018 - 23 District Goals: 1, 2, 5**

# GMS

**Science: By May 2021, 88% of students at GMS will meet their projected growth or score proficient on the NWEA Measures of Academic Progress (MAP) science assessments.**

Action Plan:

- To meet this goal, the GMS science teachers will cover the Iowa Core Science Standards at their grade levels following the 3-dimensions of NGSS teaching. The instructors will develop lessons with high student engagement. They will facilitate inquiry/problem-based learning. Teacher instruction and student learning will be enhanced with technology. **Aligns with 2018 - 23 District Goals: 1, 2, 5**

**Culture & Climate: Throughout the 2020-2021 school year, the Grinnell Middle School staff will engage families and community partners to support student intellectual, social and emotional learning.**

Action Plan:

- GMS is continuing to implement our STRIVE for Excellence academic/behavioral/social-emotional initiative. This initiative is to be proactive in our approach to creating a more positive culture and climate for all students and staff.
- To meet this goal, the GMS staff will engage families through many activities including: student-involved parent-teacher conferences, strive student of the week, consistent social media updates, positive postcards, emails, phone calls, staff work language survey, live zoom sessions, virtual calm rooms, staff zoom hours
- To meet this goal, the GMS staff will engage support from a variety of community partners including: Grinnell Mutual (Partner in Education), Big Brothers/Big Sisters, public safety officials, community outreach specialists, REDI Committee, offering socially distanced/zoom clubs and activities.  
**Aligns with 2018 - 23 District Goals: 3, 4**



# GHS

**1. 80% of students tested in disciplinary literacy skills in all content areas will show mastery of skills on teacher-created classroom assessments. (Aligns with District long-range Goal #1)**

- To meet this goal, content area teachers will use pre & post assessments or existing summative assessments to measure essential disciplinary literacy skills and continue to implement disciplinary literacy strategies from professional development within their classrooms.

**2. GHS staff will utilize exemplary professional practices to increase the frequency of cognitively complex tasks involving disciplinary literacy activities. (Aligns with District long-range Goal #2)**

- To meet this goal, all GHS classroom instructors will work collaboratively with their PLC's, Instructional Coach, and administrators to increase the frequency of cognitively complex tasks. All classroom instructors will participate in an instructional coaching cycle and will implement inquiry activities aligned with strategies from professional development sessions.

**3. Throughout the 2020-2021 school year, the GHS staff will engage families and community partners to support student intellectual, social and emotional learning. (Aligns with District long-range Goal #3)**

- a. Pilot PLC groups will start to analyze their curriculum (intended & enacted) to identify areas where opportunities for enhanced diversity concepts to be effectively integrated into the curriculum. Selected PLC groups will use the "Culturally Responsive Scorecard/Rubric" to complete this work and make recommendations for curriculum changes to be implemented during the 2021-22 school year.

# Connecting Students

## Elementary

- Summer Program, Music Speaks, Focus Days, Girls' Math Club, Outdoor learning opportunities with Giving Gardens, LINK afterschool program

## Middle School

- 7 Sports (Including Fitness)
- Clubs & Other Organizations: Drama Club, Art Club, Spring Play, Jazz Band, Honor Choir, Student Council, Band, Choir, Cheerleading, Debate, Nature Club, D & D Club,

## High School

- 19 Varsity Sports (lower levels offered as well)
- Fine Arts Opportunities: Curtain Club, Thespians, Band, Choir, Fall Play/Spring Musical, Jazz Band, Large Group Speech, Individual Speech, Model UN, Debate
- Clubs & Other Organizations: Fellowship of Christian Athletes, Diversity Alliance, Art Club, Students Against Sexual Assault, Robotics Club, FFA, FCCLA, Student Council, MVP Training (spring 2021) & full implementation 2021-22

# Assessments

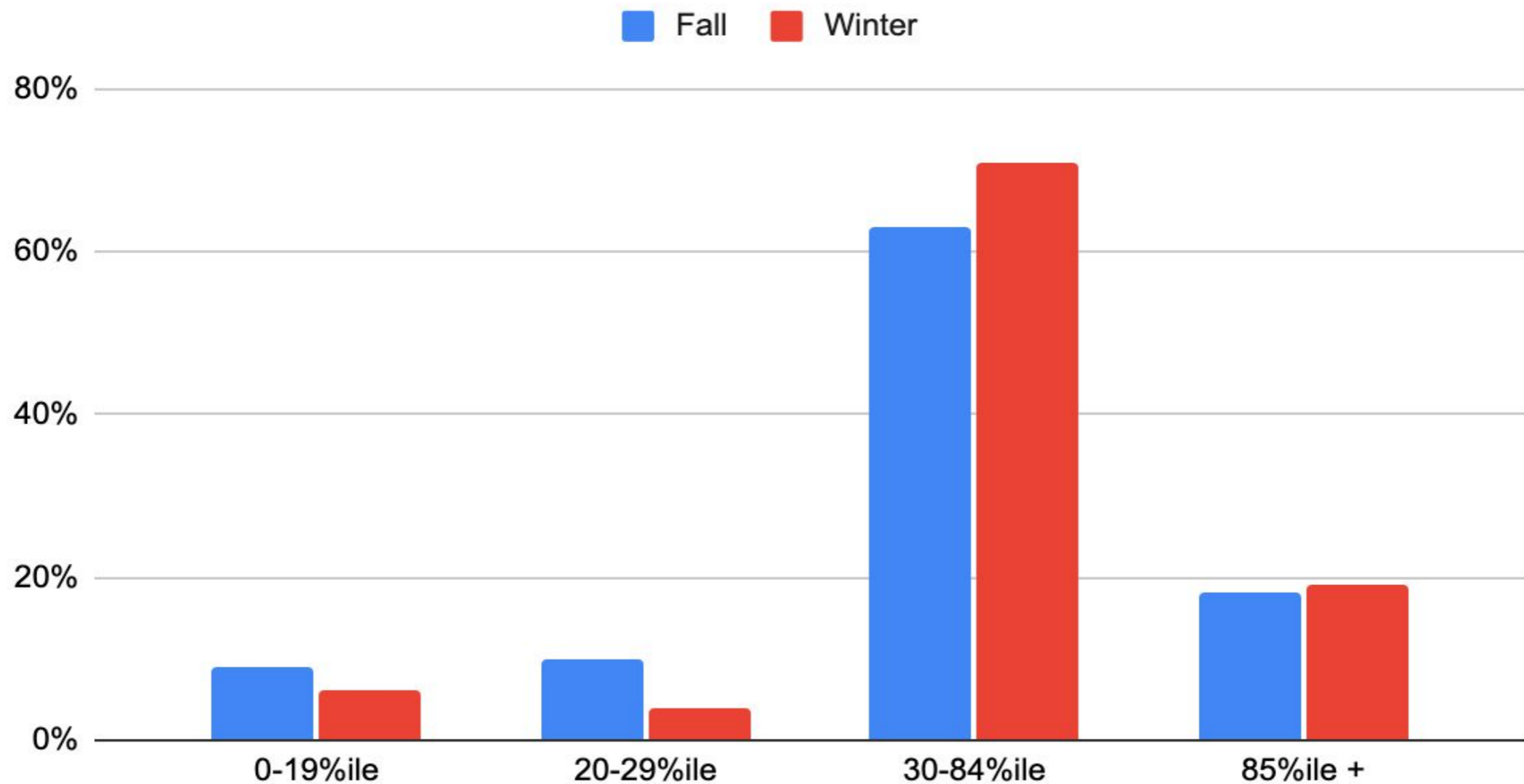


- ISASP: Delayed
- District Assessments
- FAST Data
- Districtwide Common Assessments
- ACT

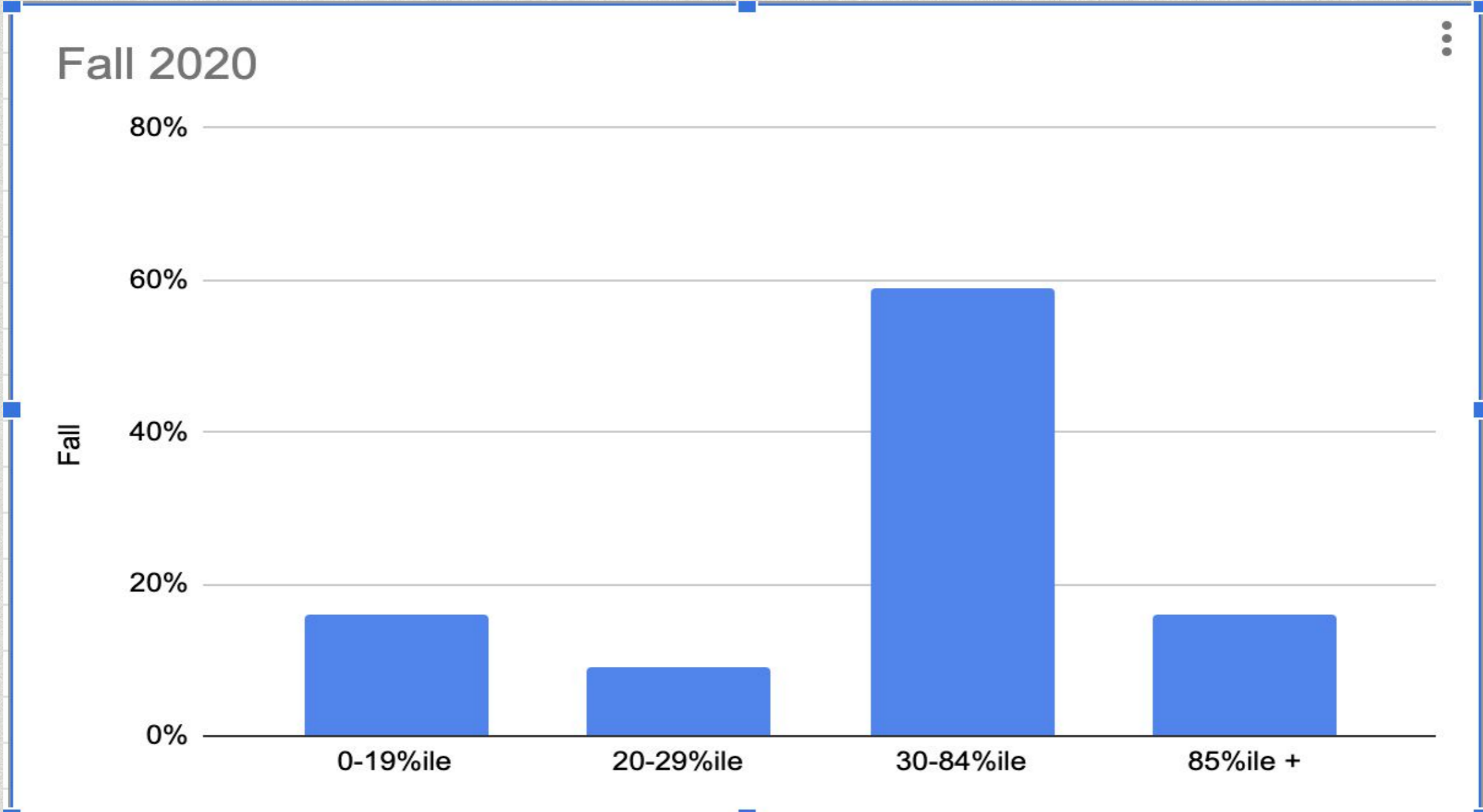
# FAST Assessment 19-20

## Reading K-4 Grade

Fall and Winter



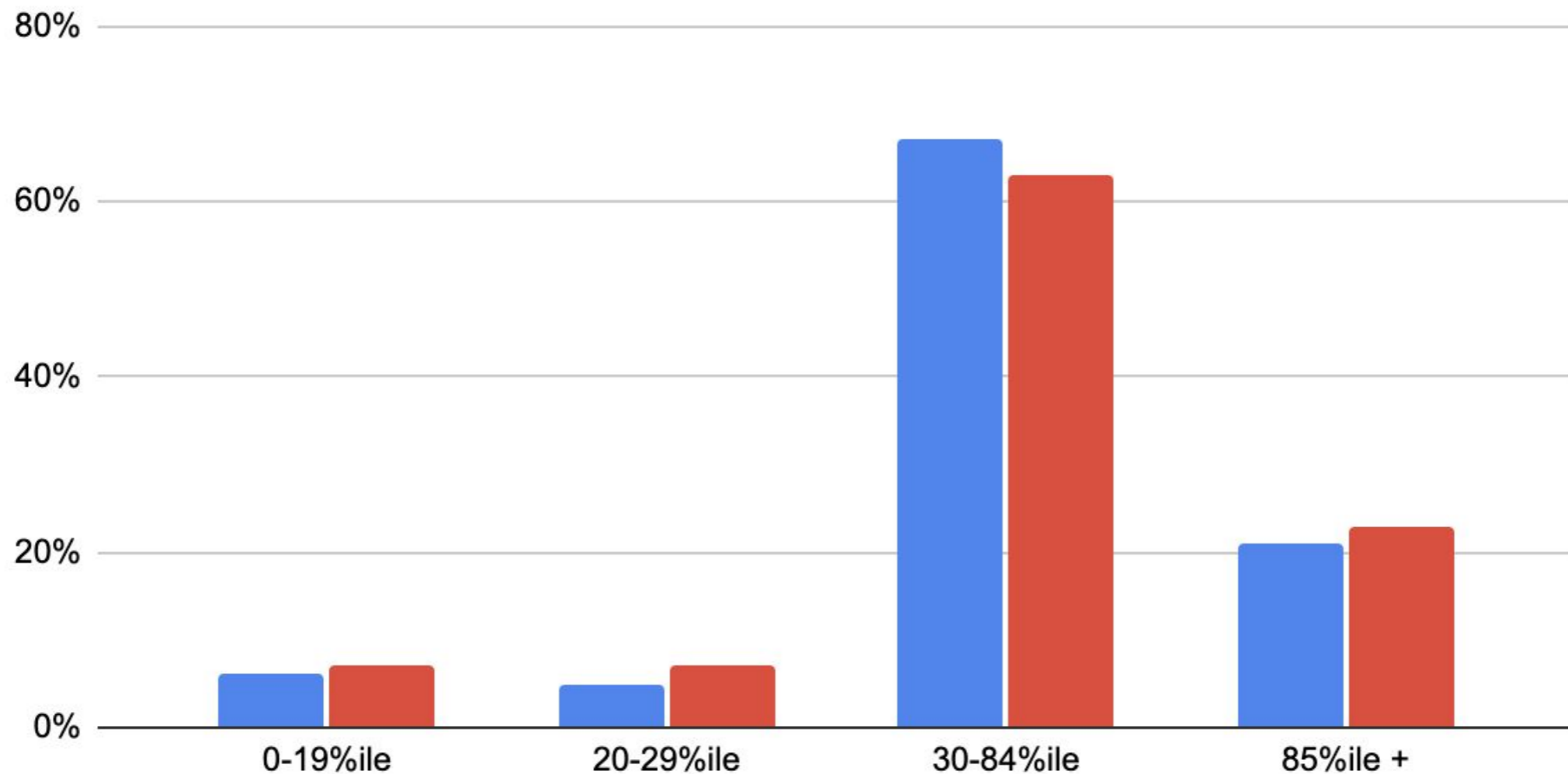
# FAST Assessment 20-21 Reading K-4 Grade



# FAST Assessment 19-20 Reading 5th-6th Grade

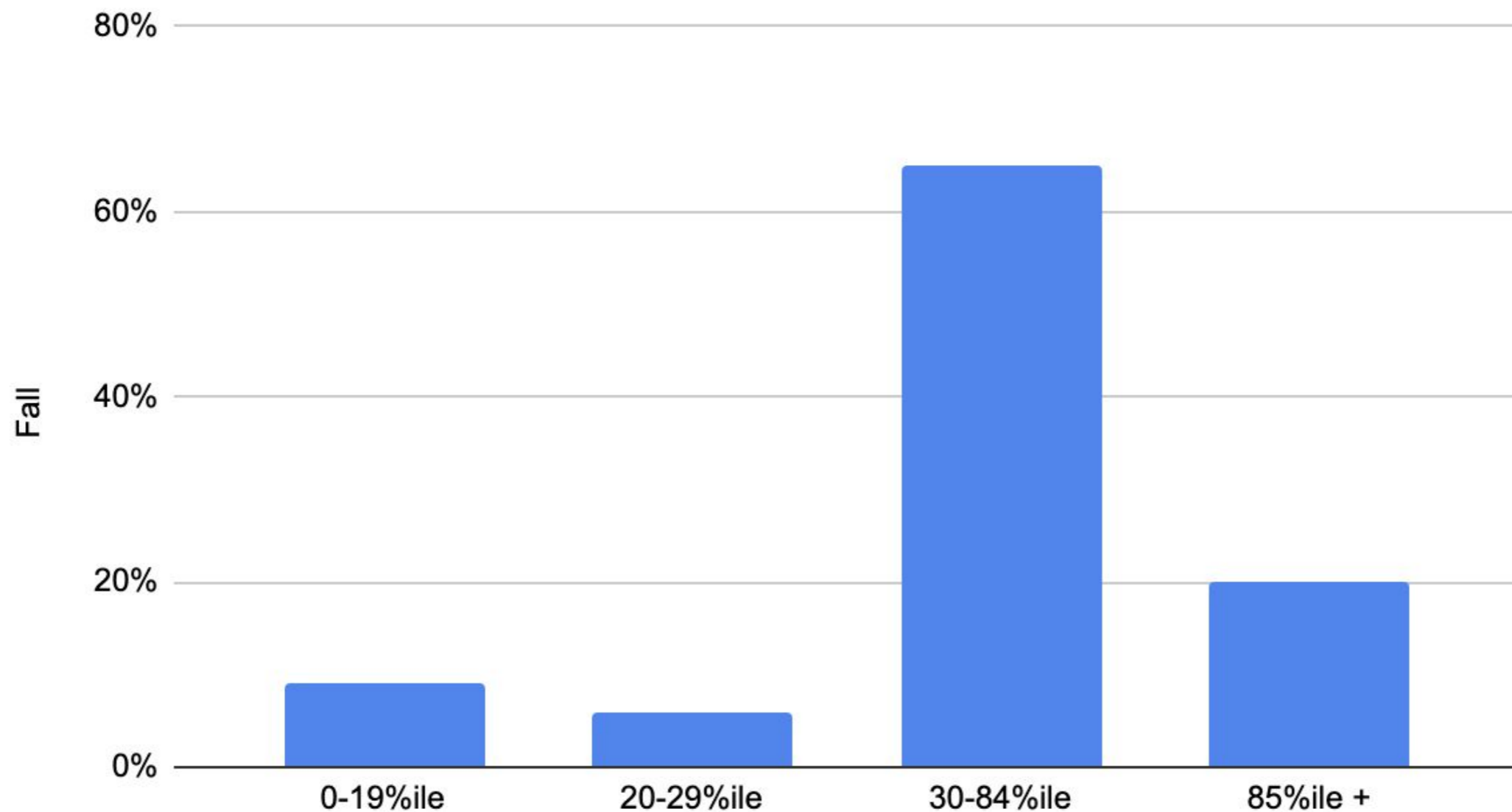
Fall and Winter

Fall Winter



# FAST Fall Assessment 2020 Reading 5th-6th Grade

Fall 2020

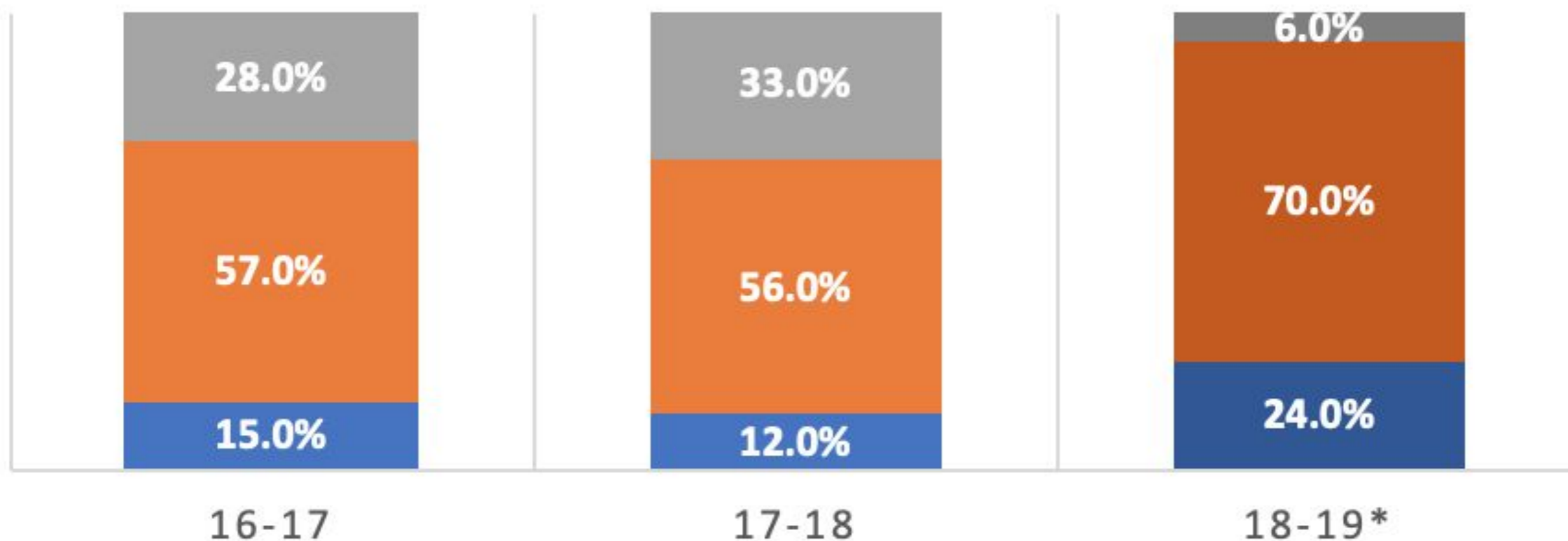


# IA Assessment/ISASP

## 3rd Grade Reading/ELA

### 3RD GRADE READING/ELA PROFICIENCY

■ Not ■ Prof ■ Adv

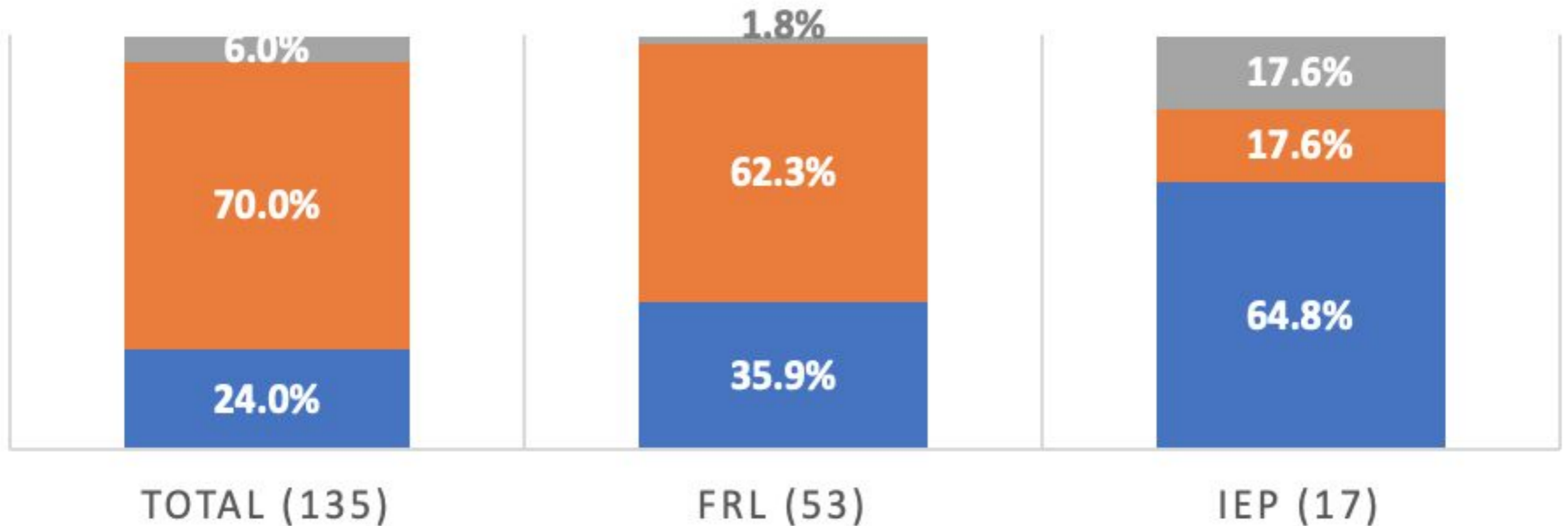




# 3rd Grade Reading/ELA Subgroup Data

## 3RD GRADE READING/ELA SUBGROUPS 18-19

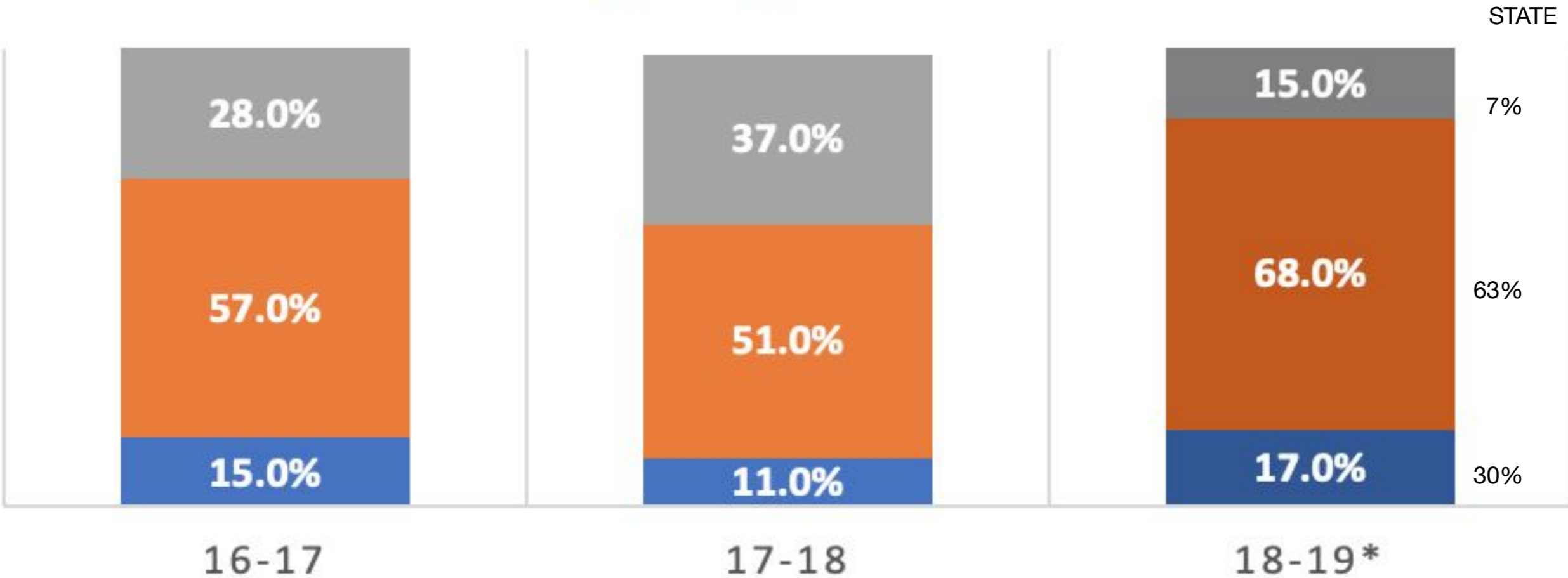
■ Not ■ Prof ■ Adv



# IA Assessment/ISASP 4th Grade Reading/ELA

## 4TH GRADE READING/ELA PROFICIENCY

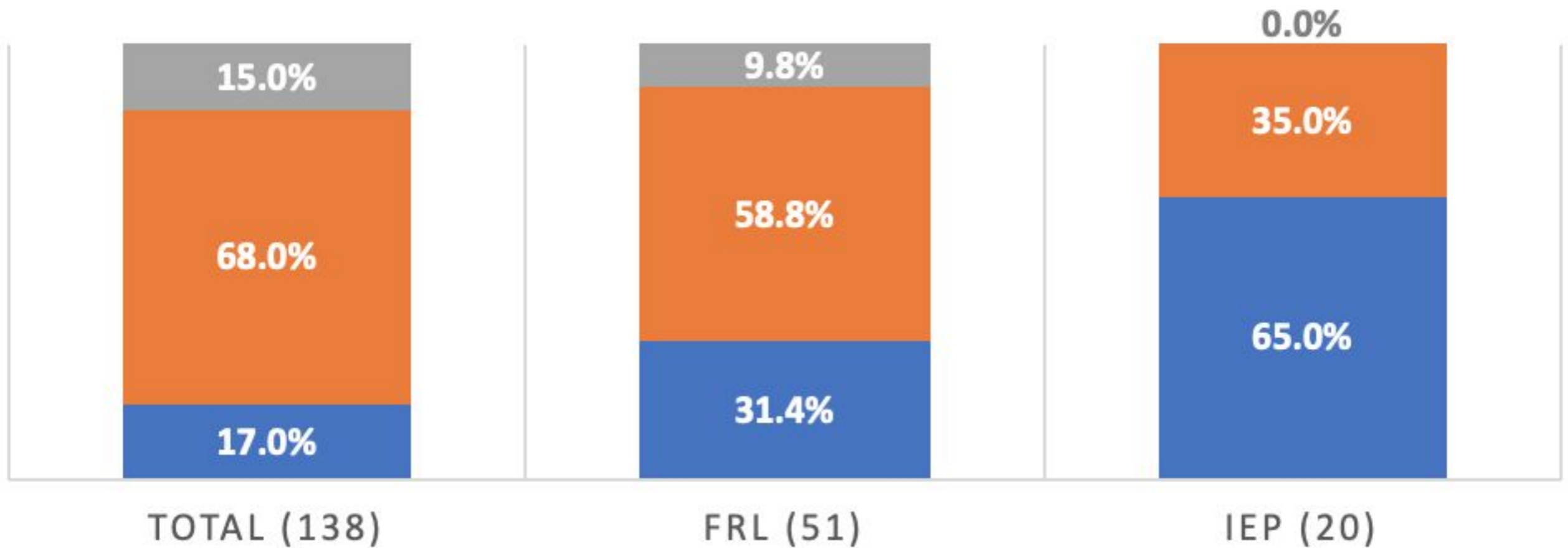
■ Not ■ Prof ■ Adv



# 4th Grade Reading/ELA Subgroup Data

## 4TH GRADE READING/ELA SUBGROUPS 18-19

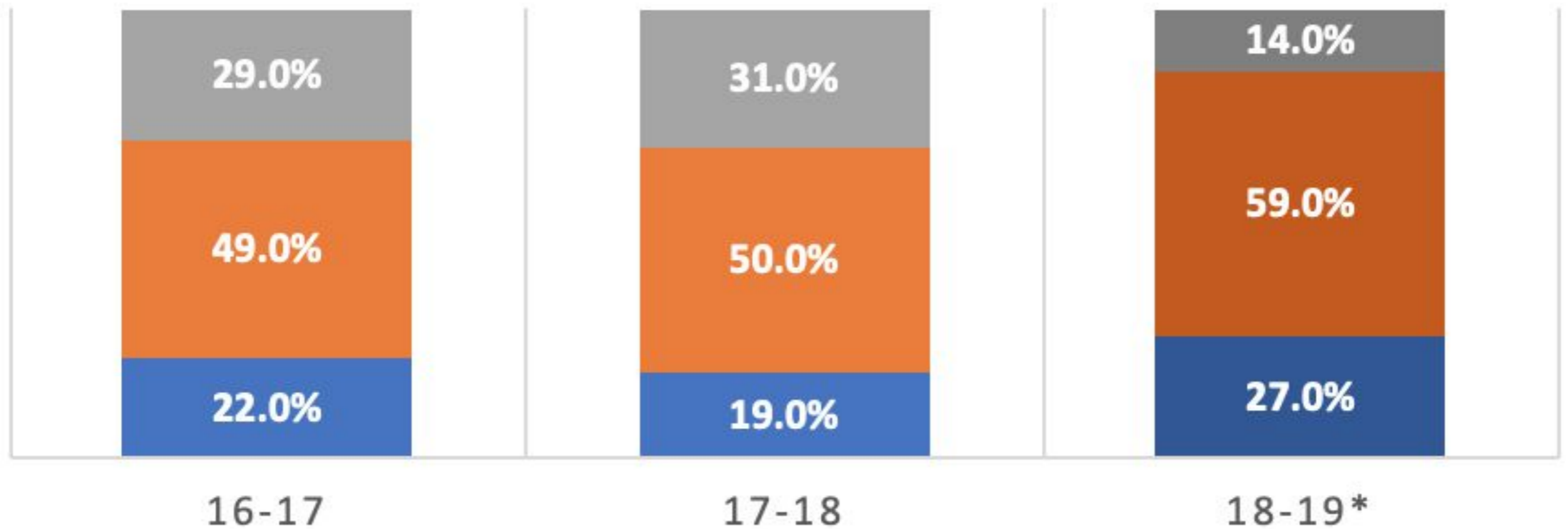
■ Not ■ Prof ■ Adv



# IA Assessment/ISASP 3rd Grade Math

## 3RD GRADE MATH PROFICIENCY

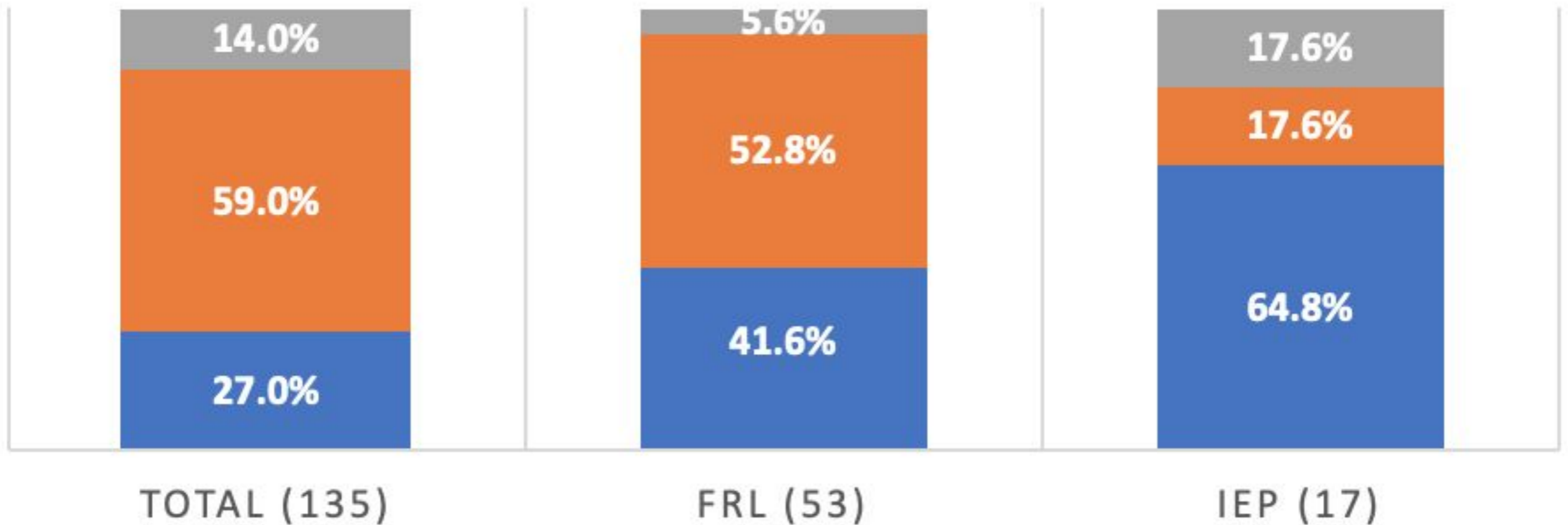
■ Not ■ Prof ■ Adv



# 3rd Grade Math Subgroup Data

## 3RD GRADE MATH SUBGROUPS 18-19

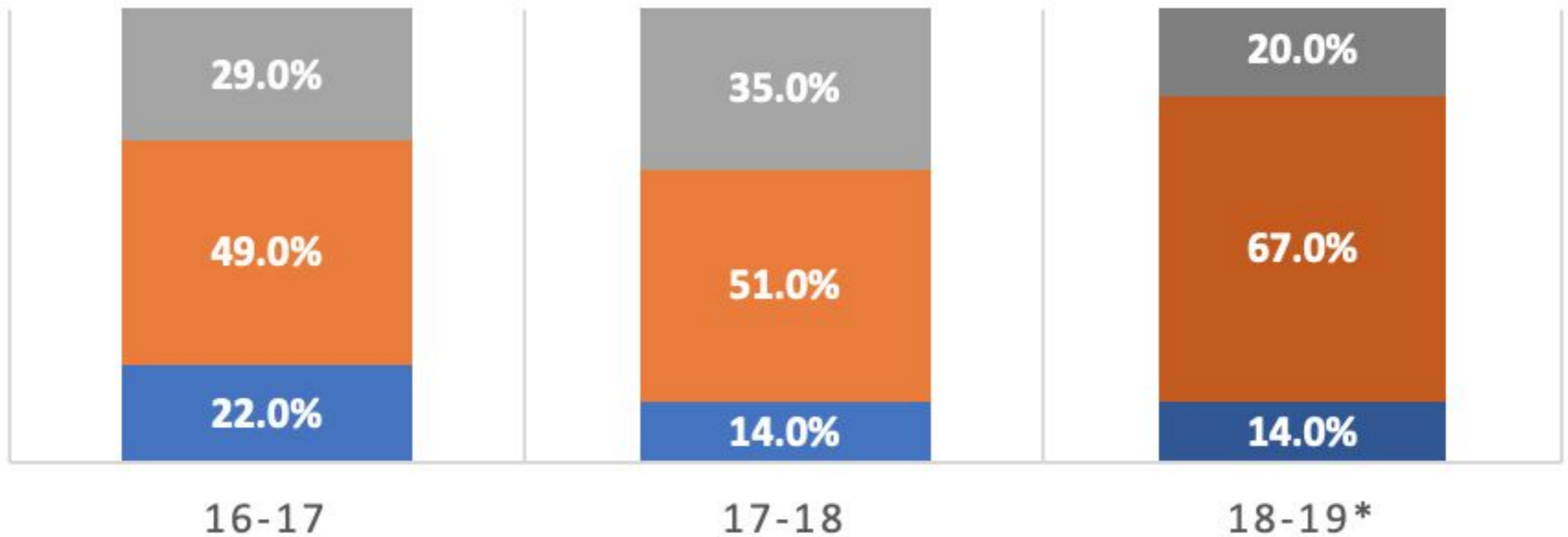
■ Not ■ Prof ■ Adv



# IA Assessment/ISASP 4th Grade Math

## 4TH GRADE MATH PROFICIENCY

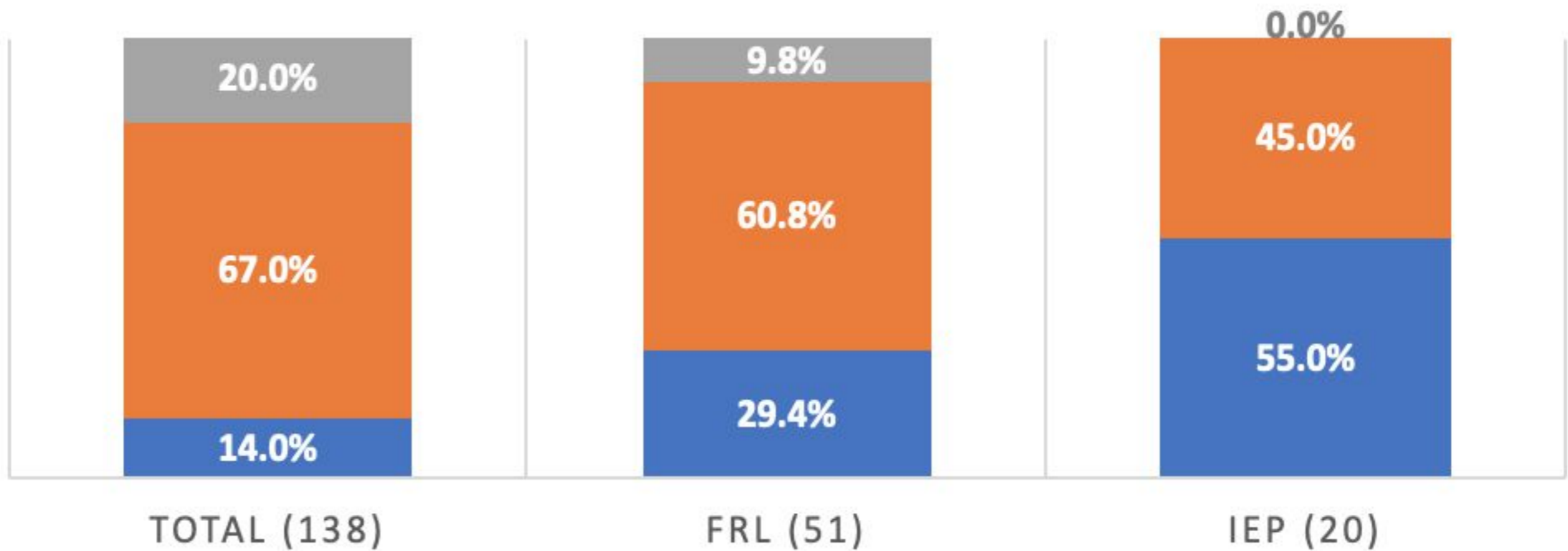
■ Not ■ Prof ■ Adv



# 4th Grade Math Subgroup Data

## 4TH GRADE MATH SUBGROUPS 18-19

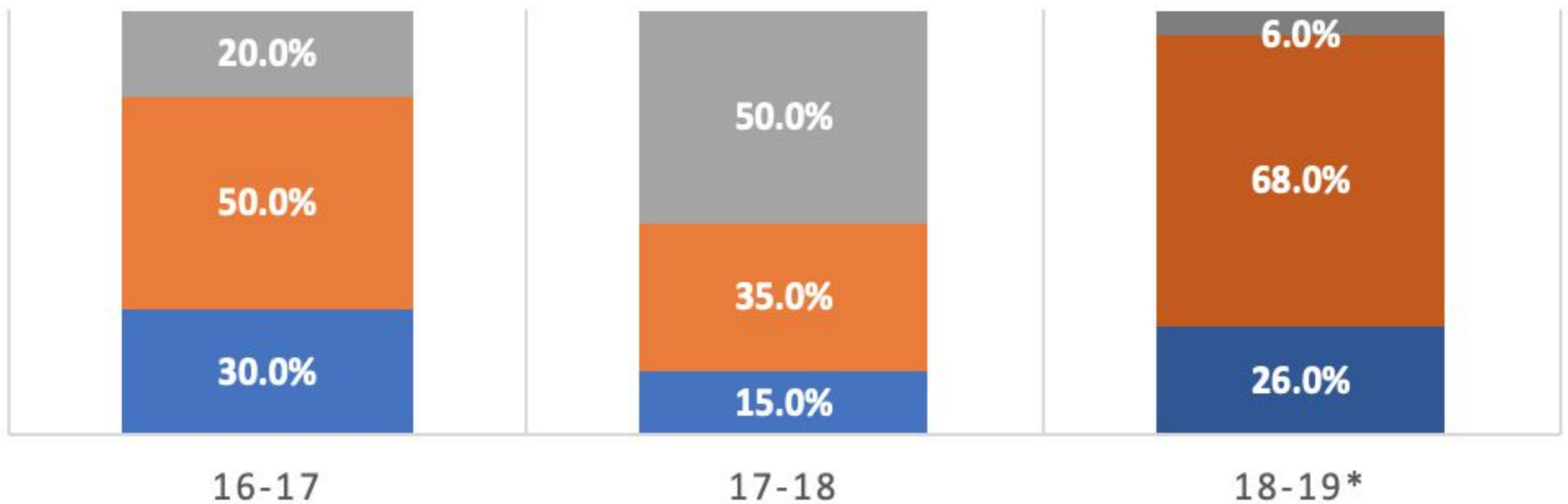
■ Not ■ Prof ■ Adv



# IA Assessment/ISASP 5th Grade Reading/ELA

## 5TH GRADE READING/ELA PROFICIENCY

■ Not ■ Prof ■ Adv

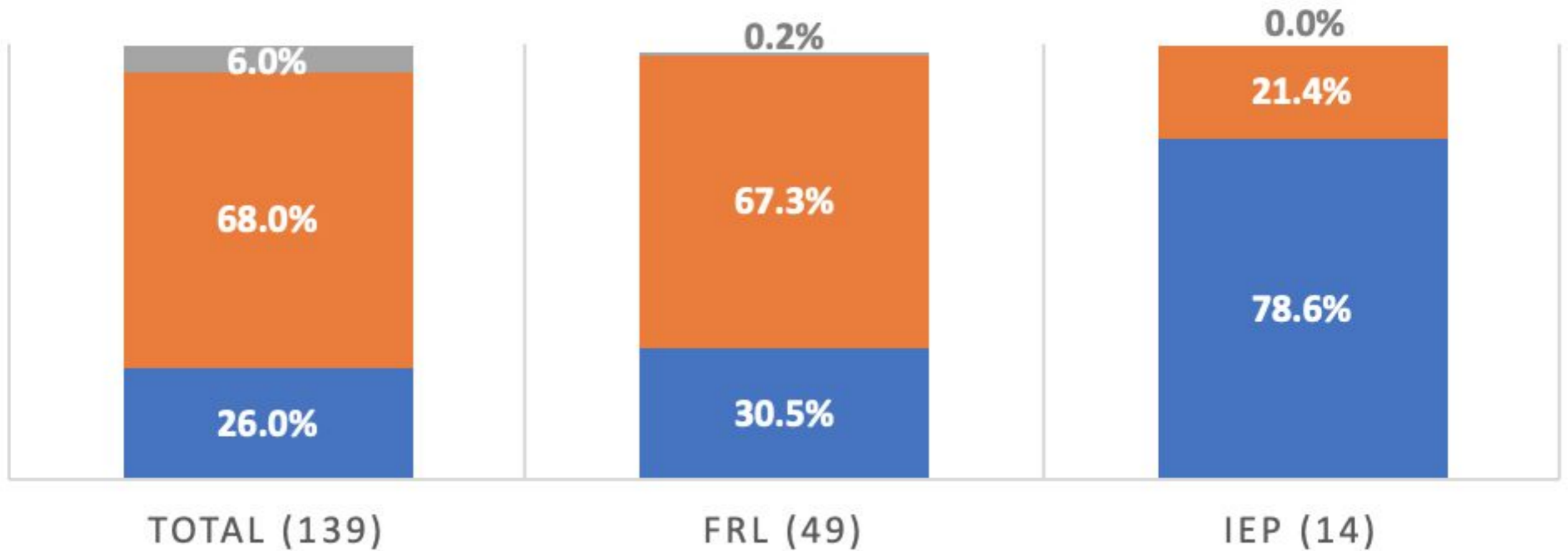




# 5th Grade Reading/ELA Subgroup Data

## 5TH READING/ELA SUBGROUPS 18-19

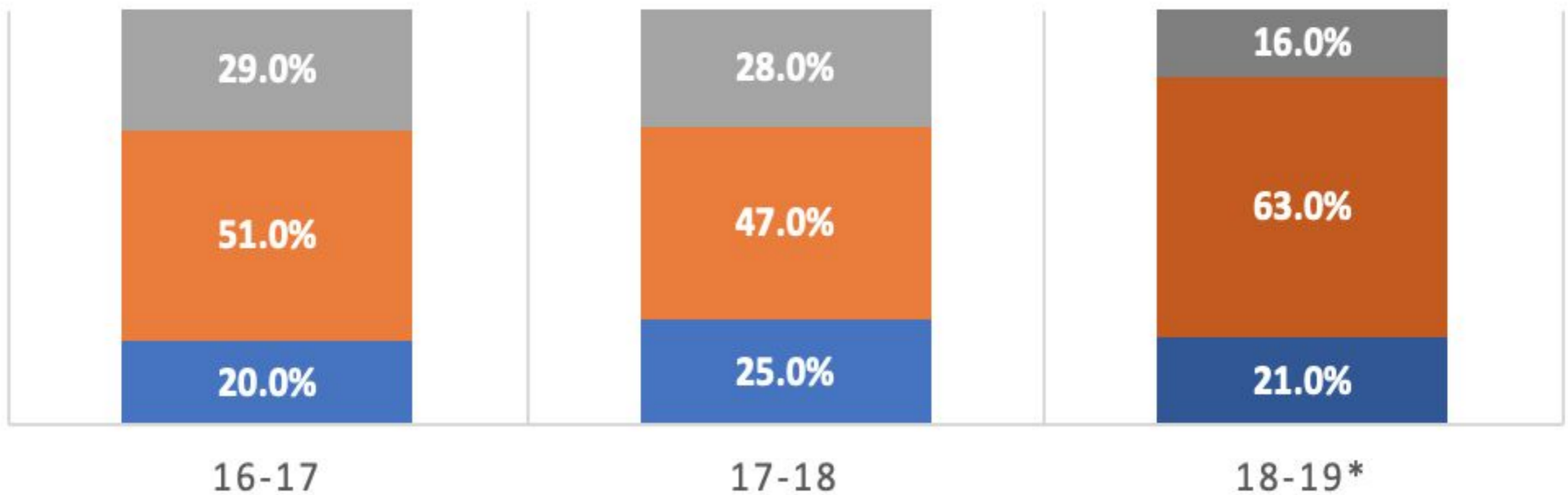
■ Not ■ Prof ■ Adv



# IA Assessment/ISASP 5th Grade Math

## 5TH GRADE MATH PROFICIENCY

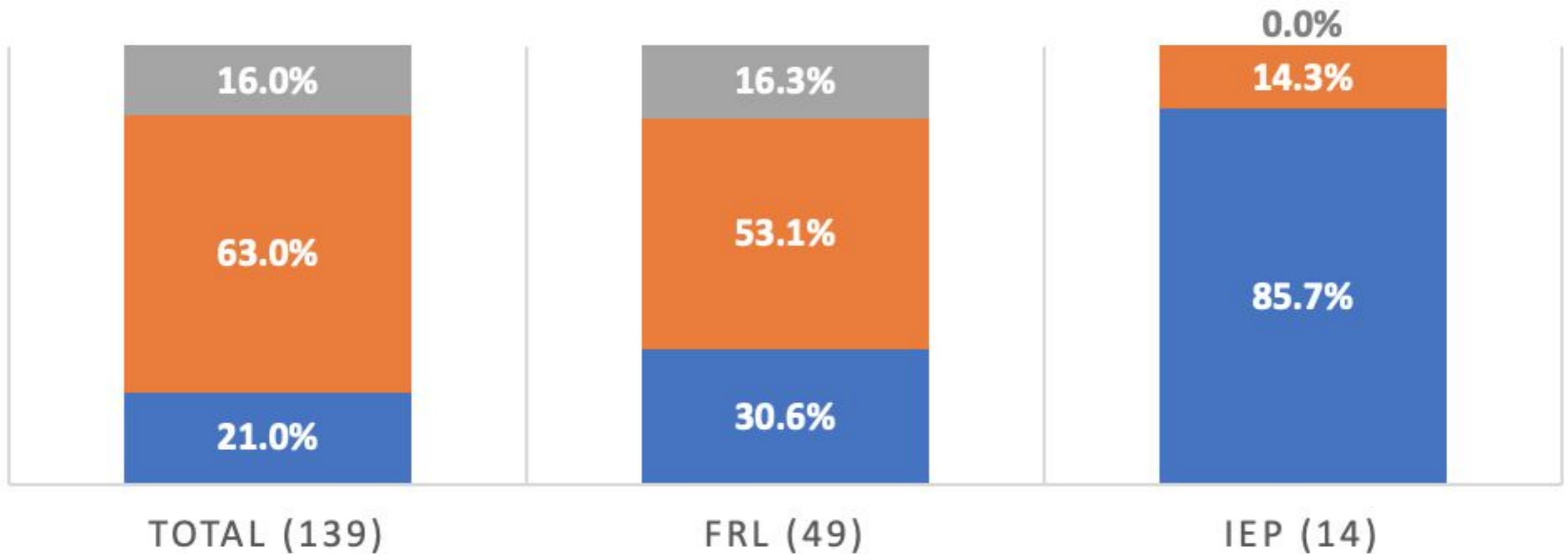
■ Not ■ Prof ■ Adv



# 5th Grade Math Subgroup Data

## 5TH MATH SUBGROUPS 18-19

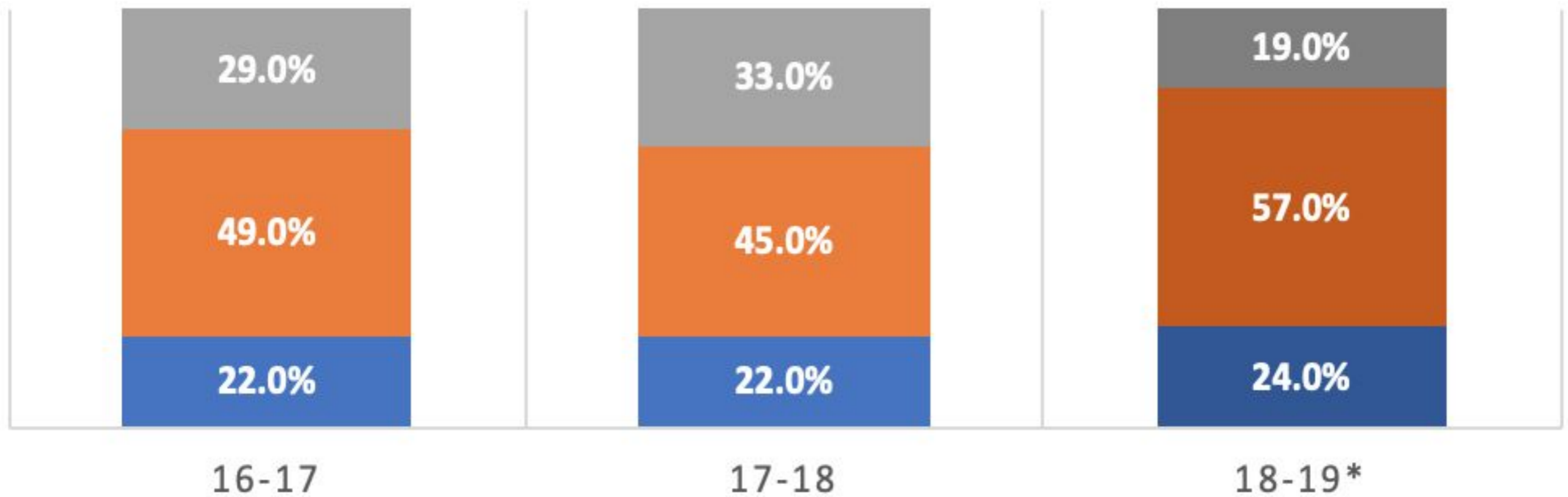
■ Not ■ Prof ■ Adv



# IA Assessment/ISASP 8th Grade Reading/ELA

## 8TH GRADE READING/ELA PROFICIENCY

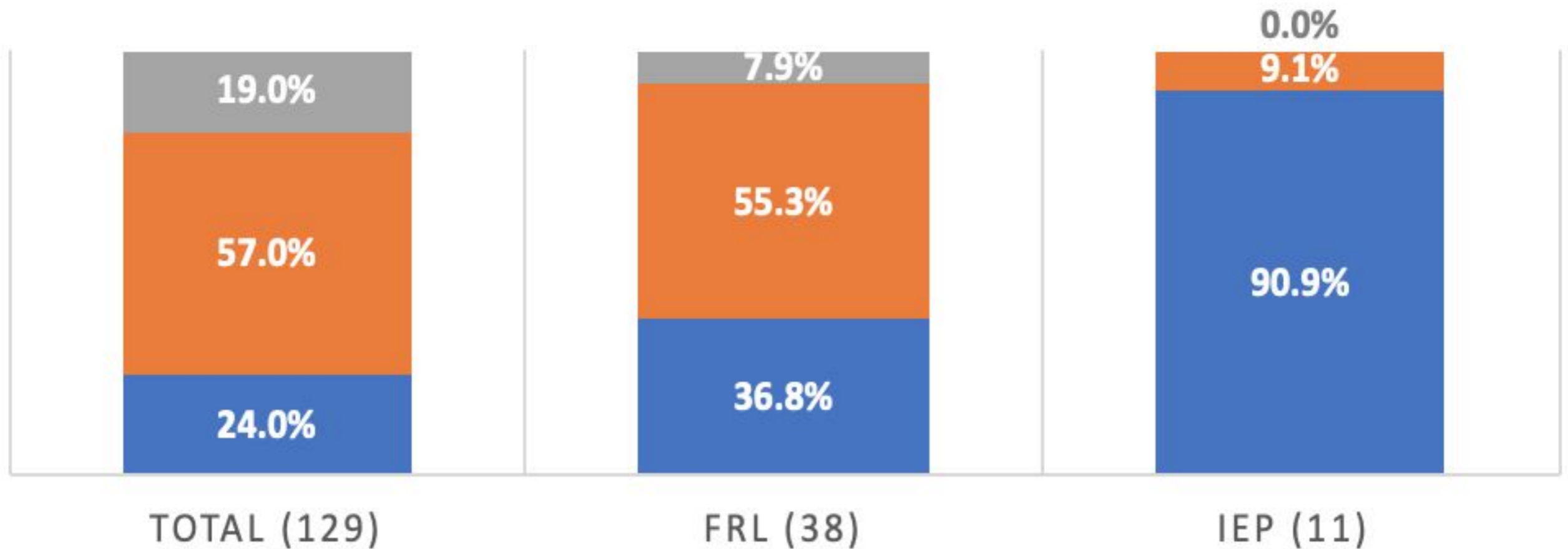
■ Not ■ Prof ■ Adv



# 8th Grade Reading/ELA Subgroup Data

## 8TH GRADE READING/ELA SUBGROUPS 18-19

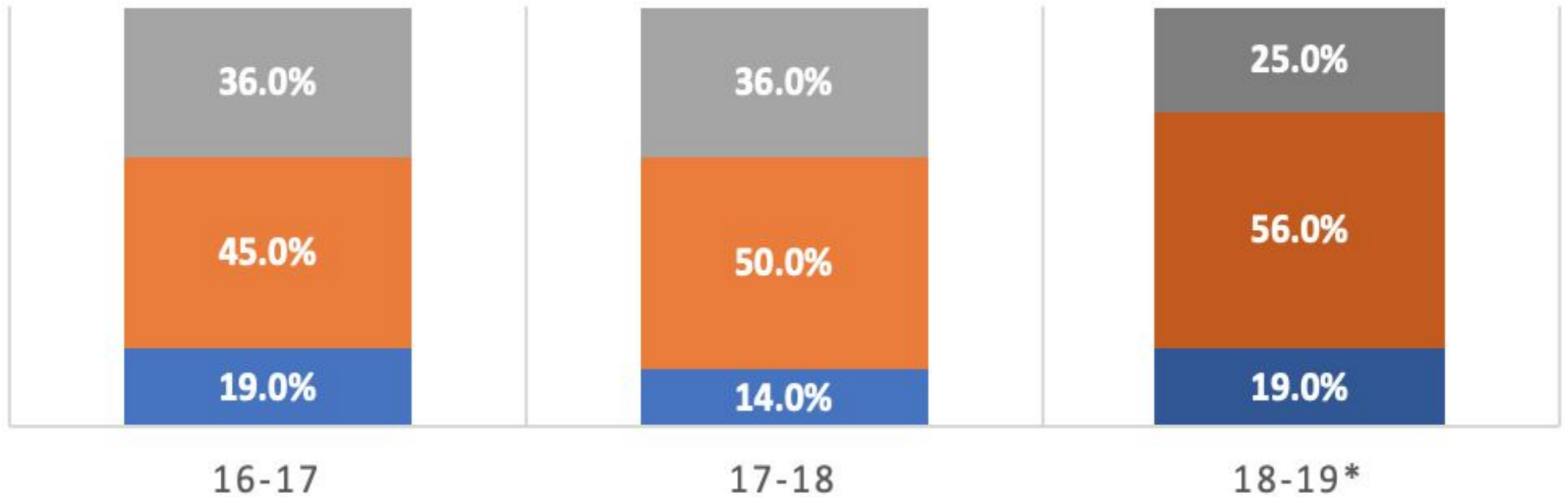
■ Not ■ Prof ■ Adv



# IA Assessment/ISASP 8th Grade Math

## 8TH GRADE MATH PROFICIENCY

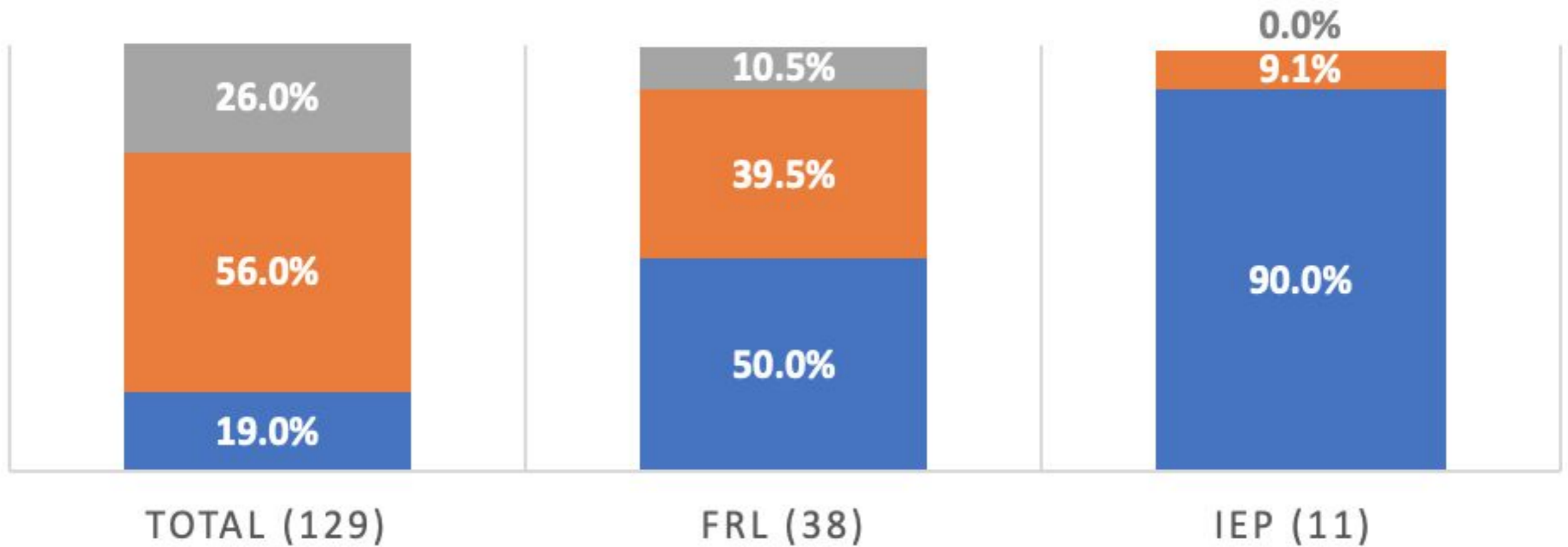
■ Not ■ Prof ■ Adv



# 8th Grade Math Subgroup Data

## 8TH GRADE MATH SUBGROUPS 18-19

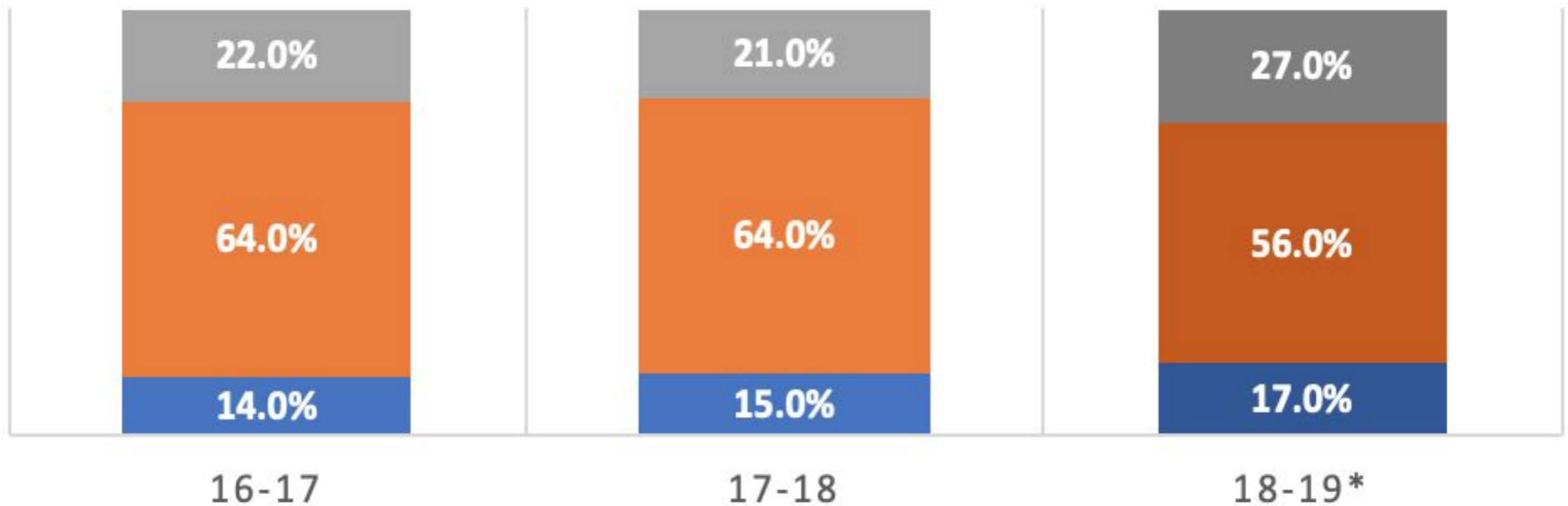
■ Not ■ Prof ■ Adv



# IA Assessment/ISASP 11th Grade Reading/ELA

## 11TH GRADE READING/ELA PROFICIENCY

■ Not ■ Prof ■ Adv

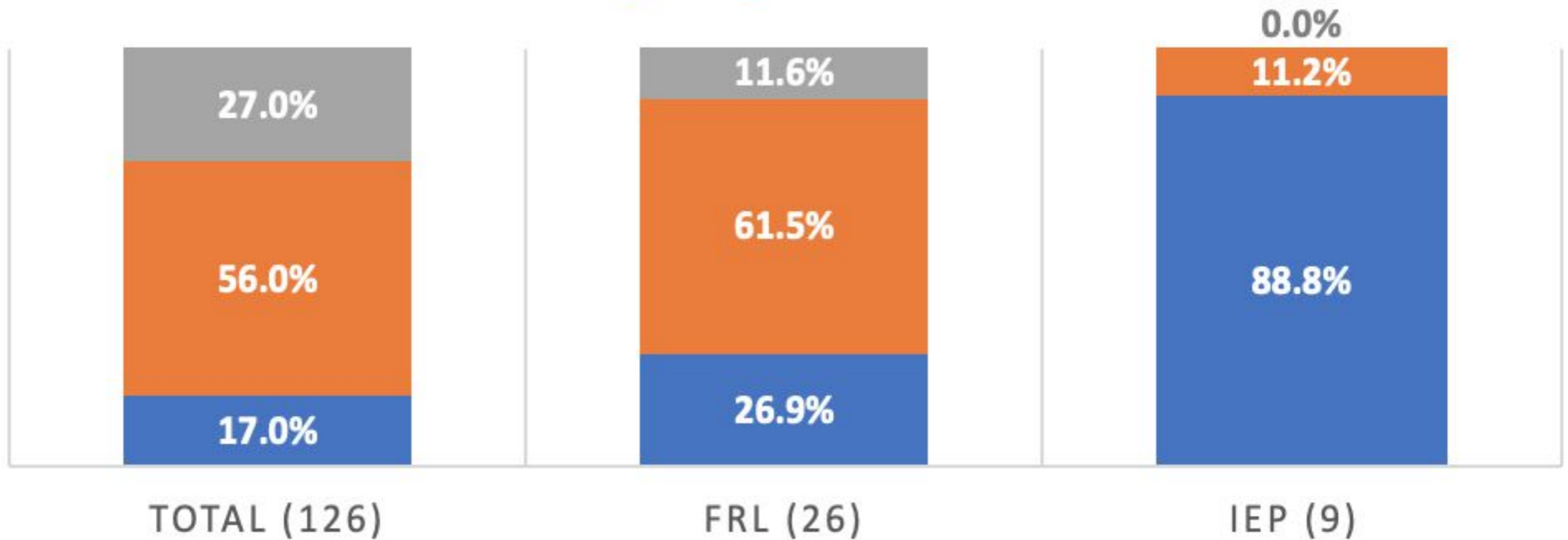




# 11th Grade Reading/ELA Subgroup Data

## 11TH GRADE READING/ELA SUBGROUPS 18-19

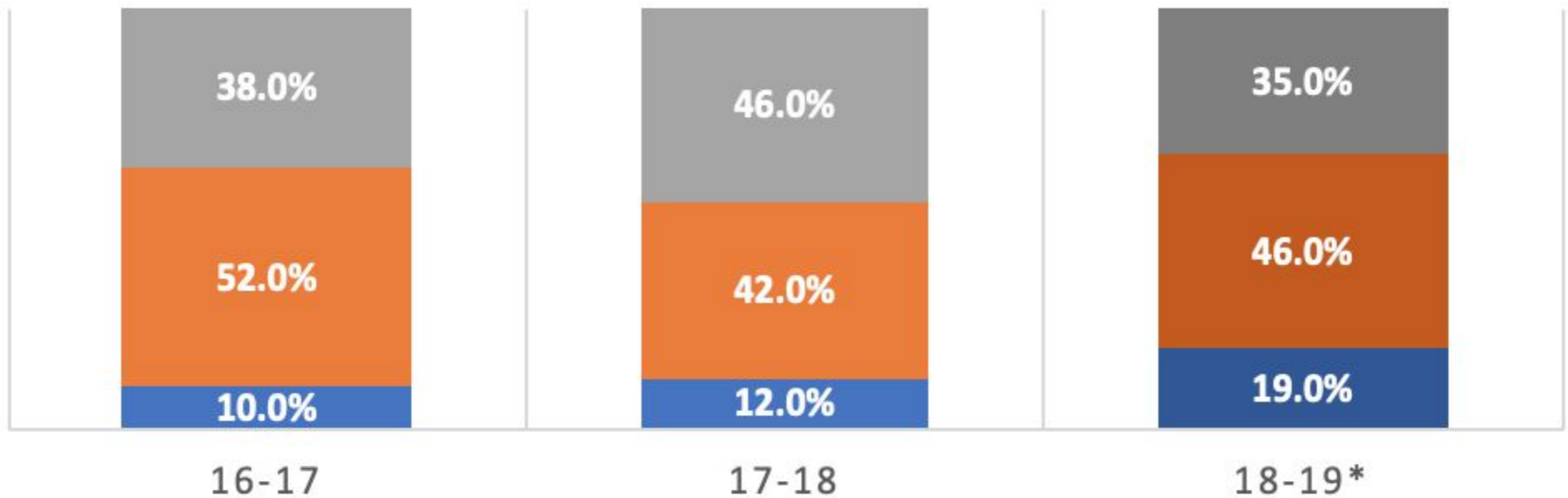
■ Not ■ Prof ■ Adv



# IA Assessment/ISASP 11th Math

## 11TH GRADE MATH PROFICIENCY

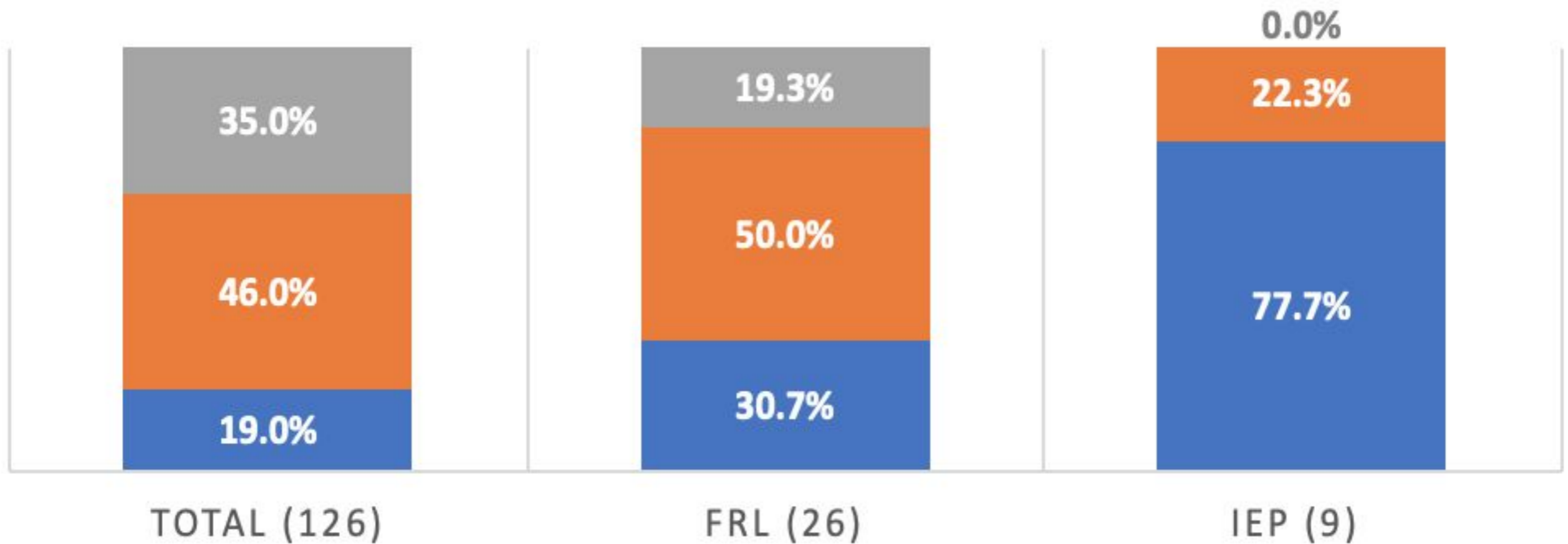
■ Not ■ Prof ■ Adv



# 11th Grade Math Subgroup Data

## 11TH GRADE MATH SUBGROUPS 18-19

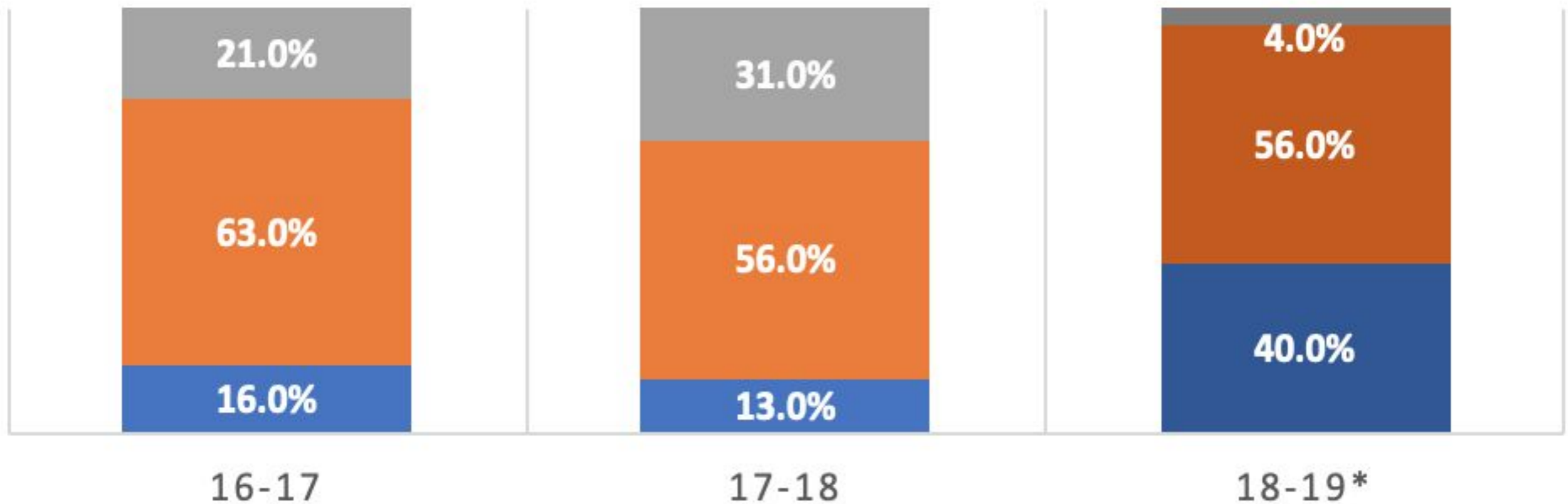
■ Not ■ Prof ■ Adv



# IA Assessment/ISASP 5th Grade Science

## 5TH GRADE SCIENCE PROFICIENCY

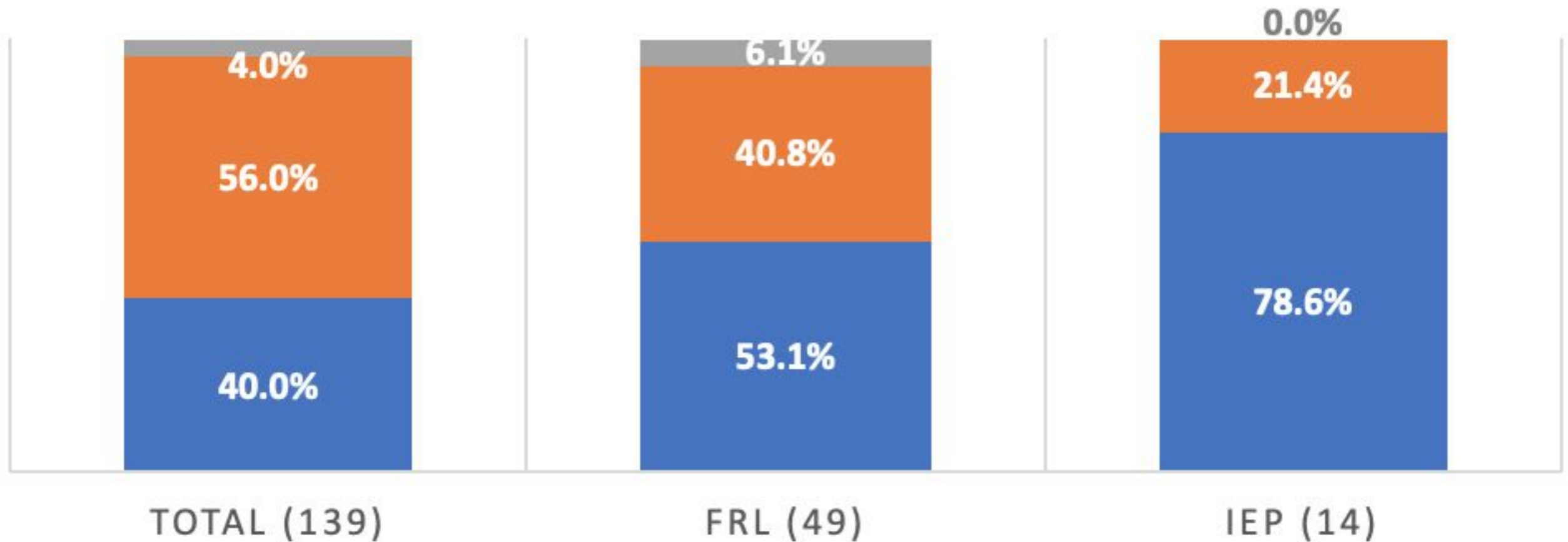
■ Not ■ Prof ■ Adv



# 5th Grade Science Subgroup Data

## 5TH GRADE SCIENCE SUBGROUPS 18-19

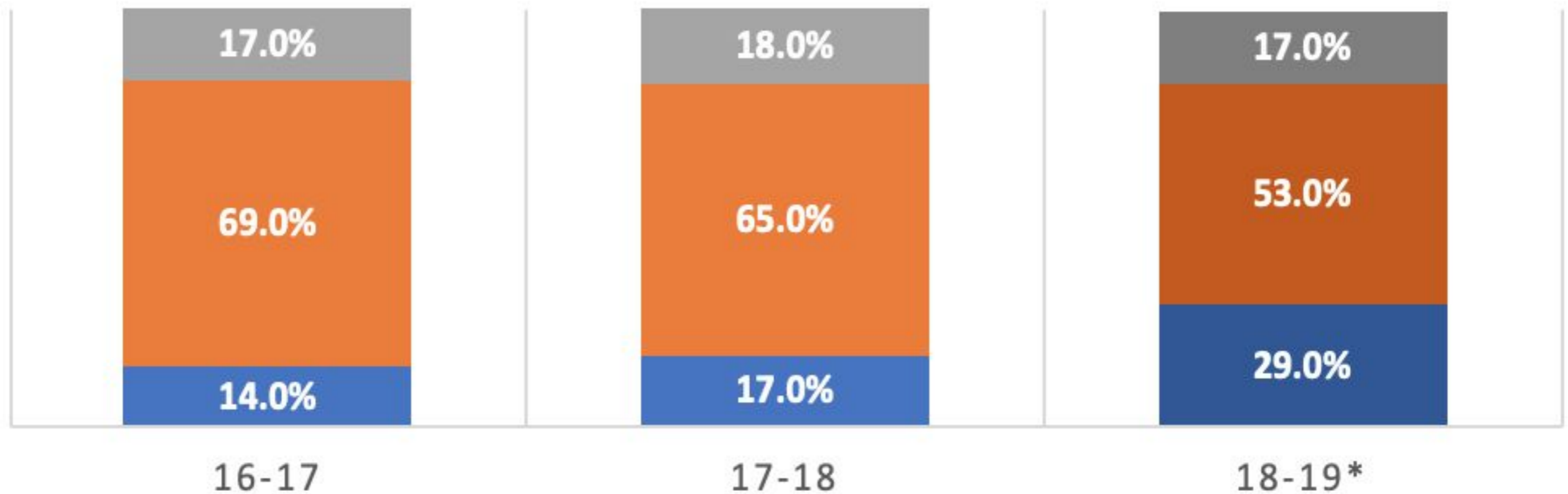
■ Not ■ Prof ■ Adv



# IA Assessment/ISASP 8th Grade Science

## 8TH GRADE SCIENCE PROFICIENCY

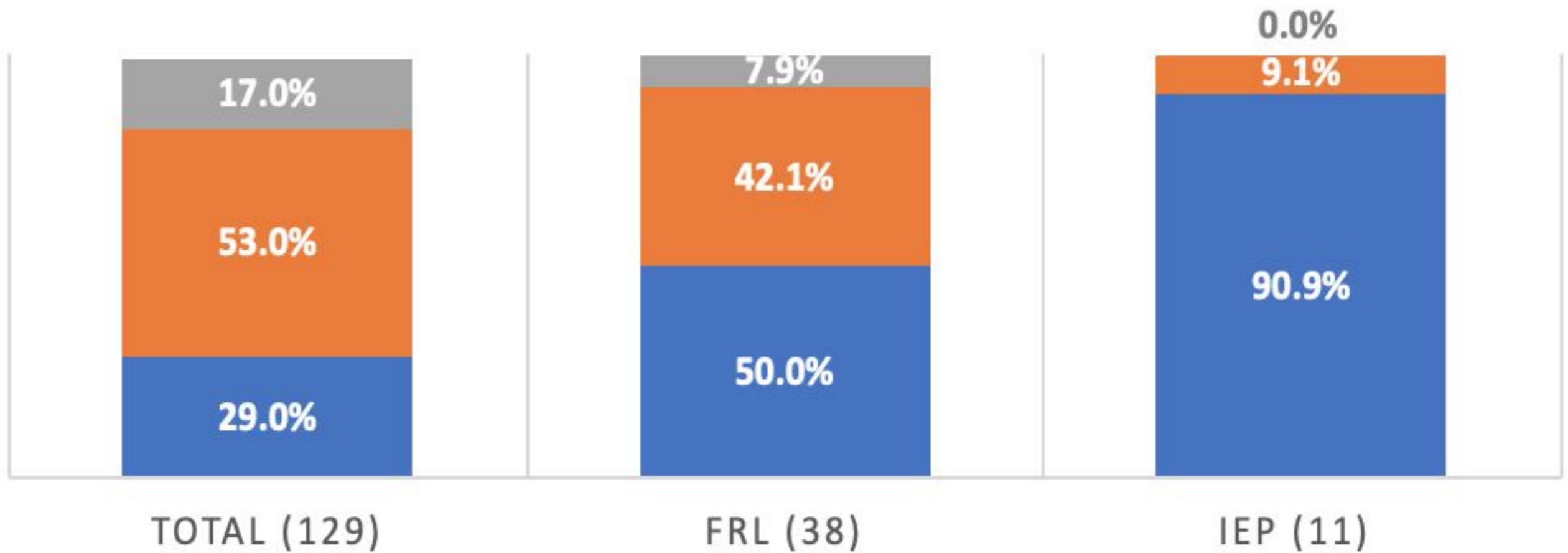
■ Not ■ Prof ■ Adv



# 8th Grade Science Subgroup Data

## 8TH GRADE SCIENCE SUBGROUPS 18-19

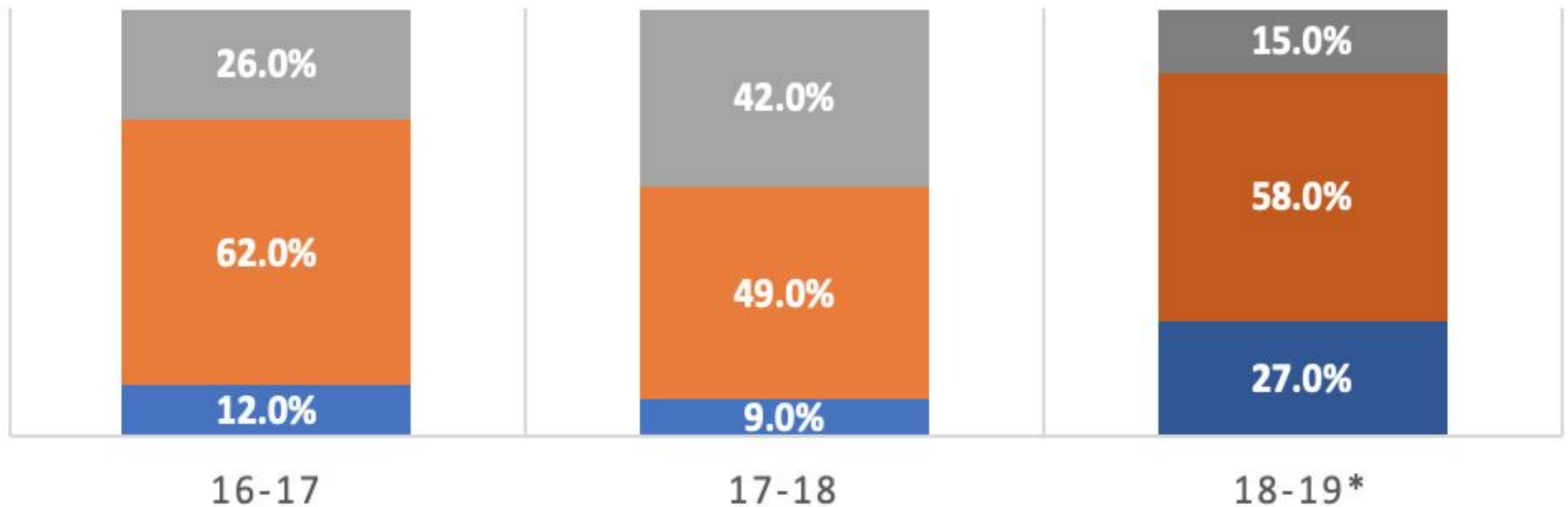
■ Not ■ Prof ■ Adv



# IA Assessment/ISASP 10th Grade Science

## 10TH GRADE SCIENCE PROFICIENCY

■ Not ■ Prof ■ Adv

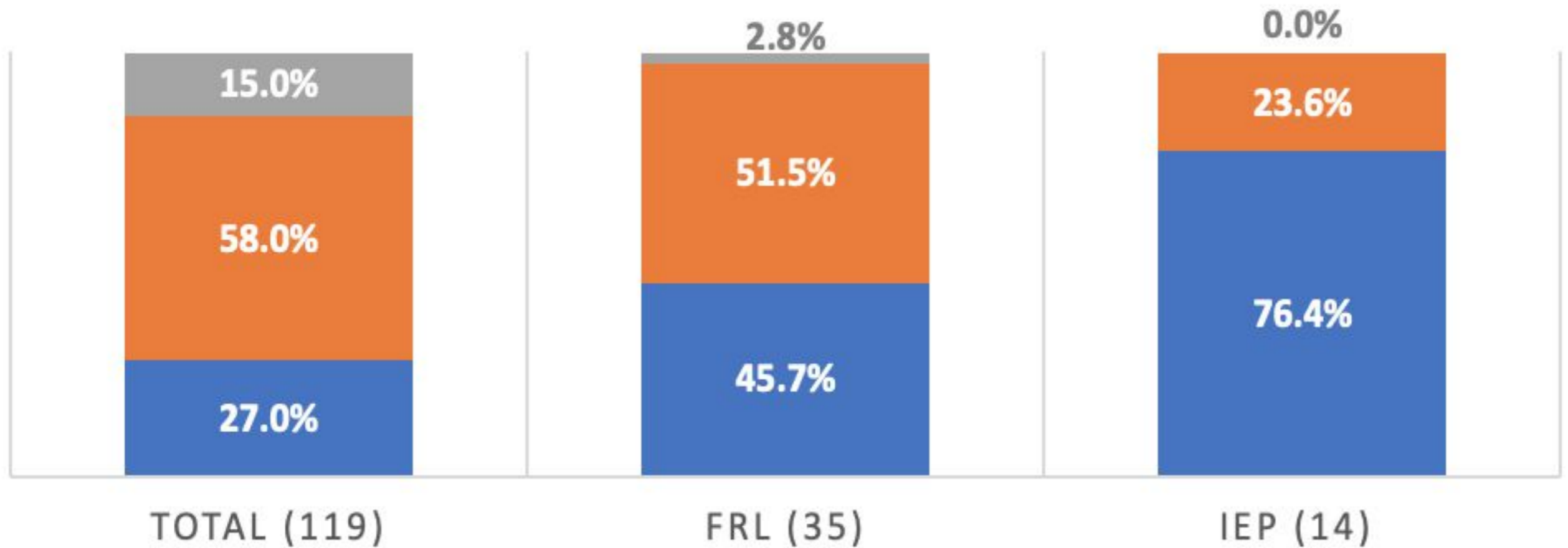




# 10th Grade Science Subgroup Data

## 10TH GRADE SCIENCE SUBGROUPS 18-19

■ Not ■ Prof ■ Adv



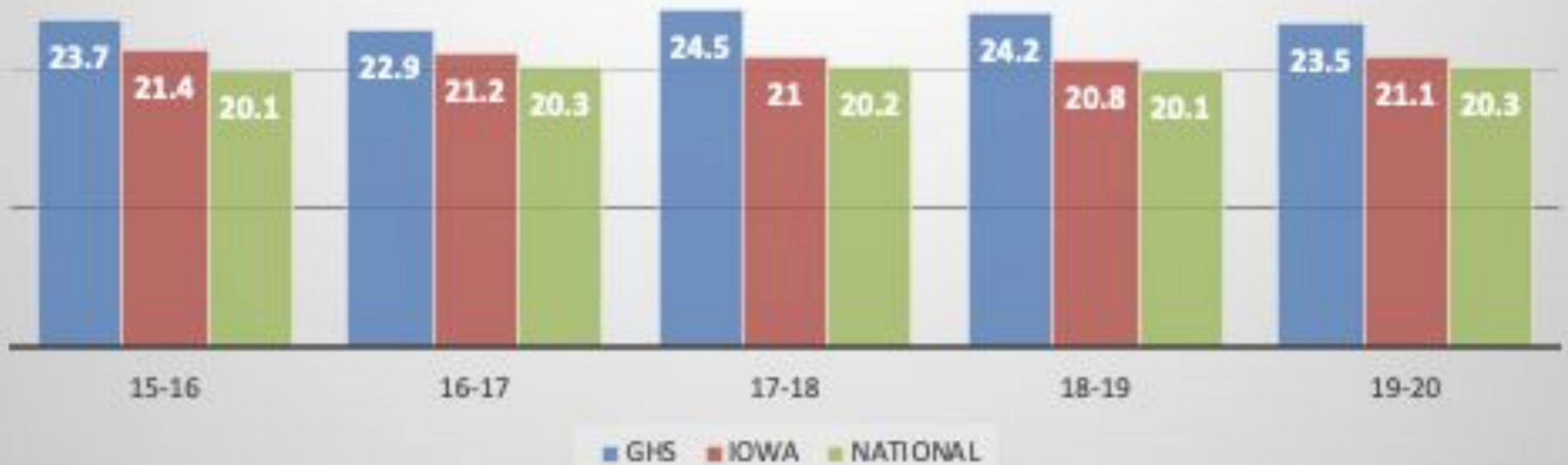
# ACT Avg. Composite Trend

## Avg. ACT Composite Scores

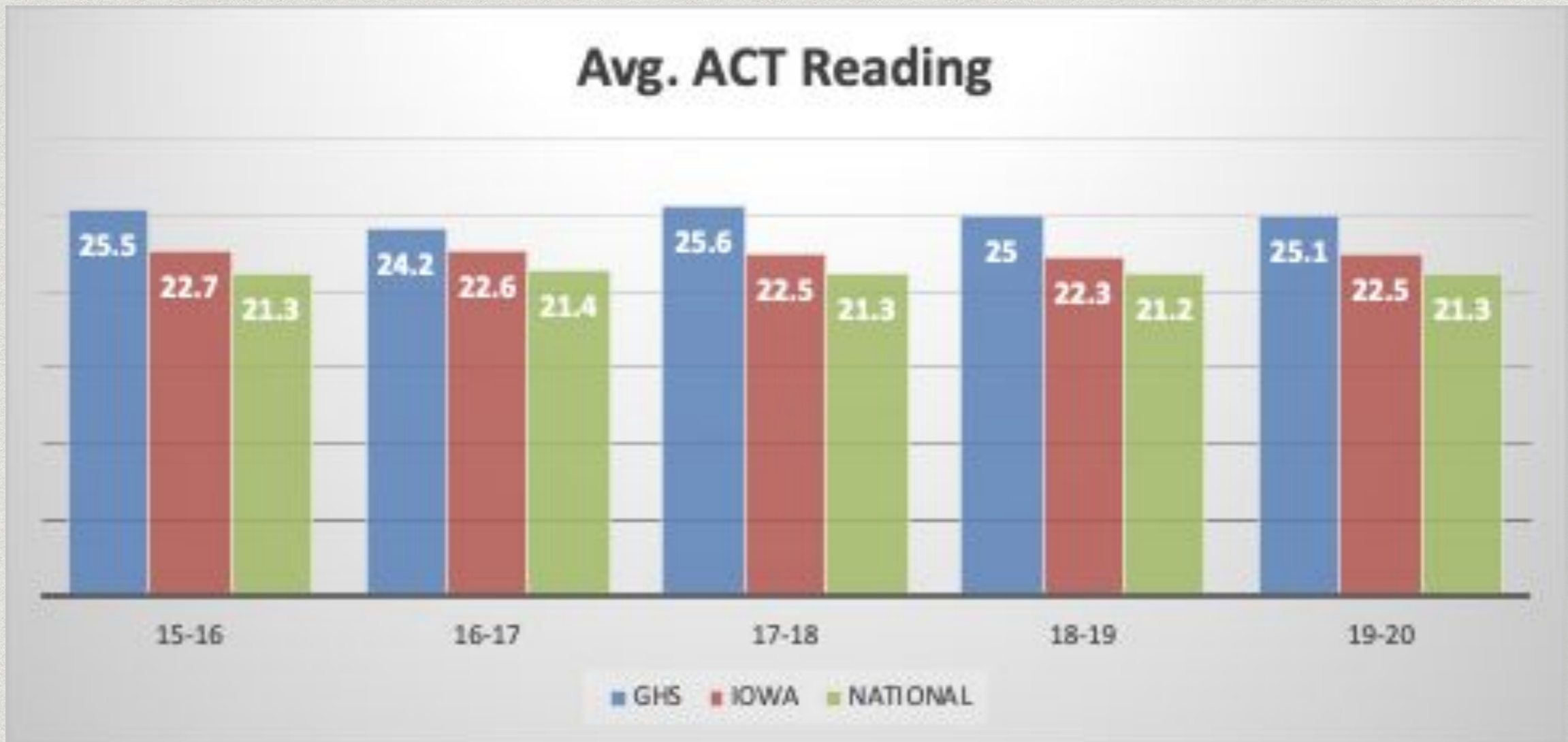


# ACT Avg. English Trends

**Avg. ACT English**

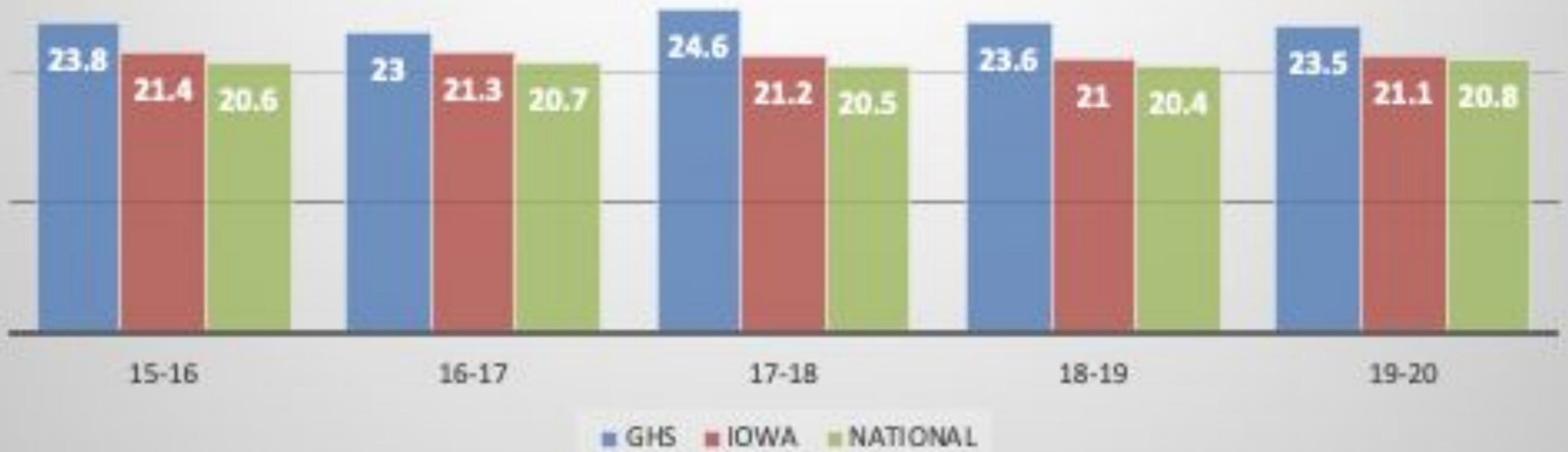


# ACT Avg. Reading Trends



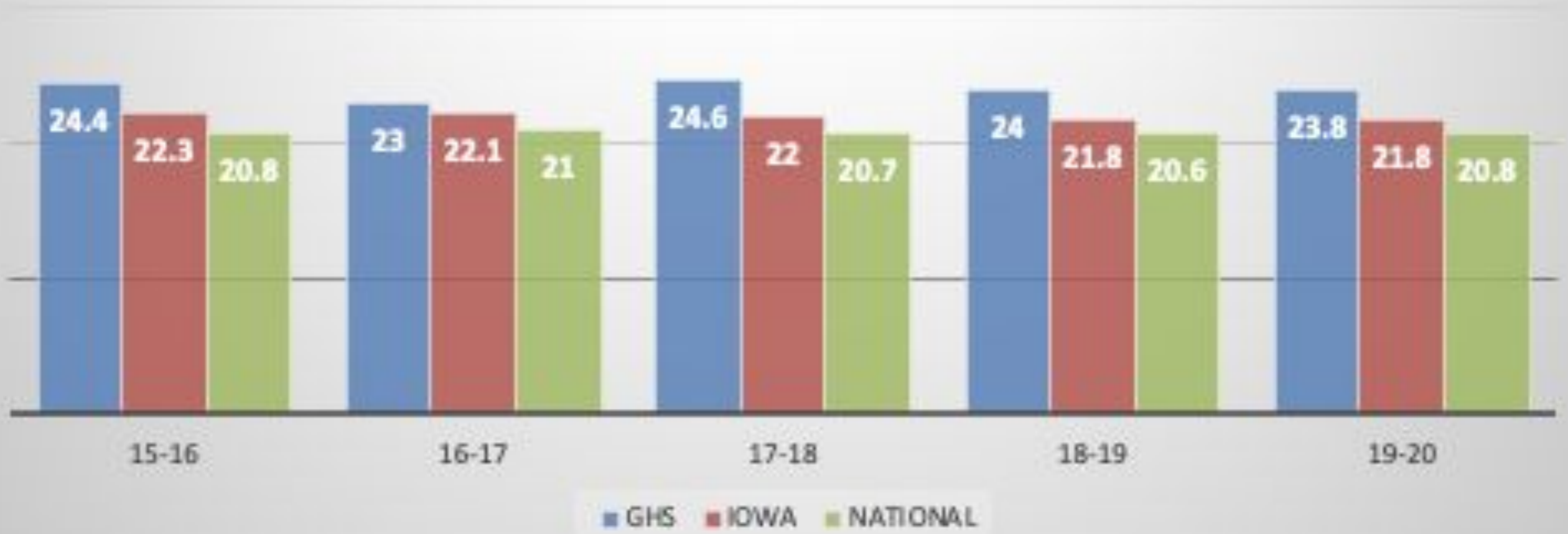
# ACT Avg. Math Trends

**Avg. ACT Math**



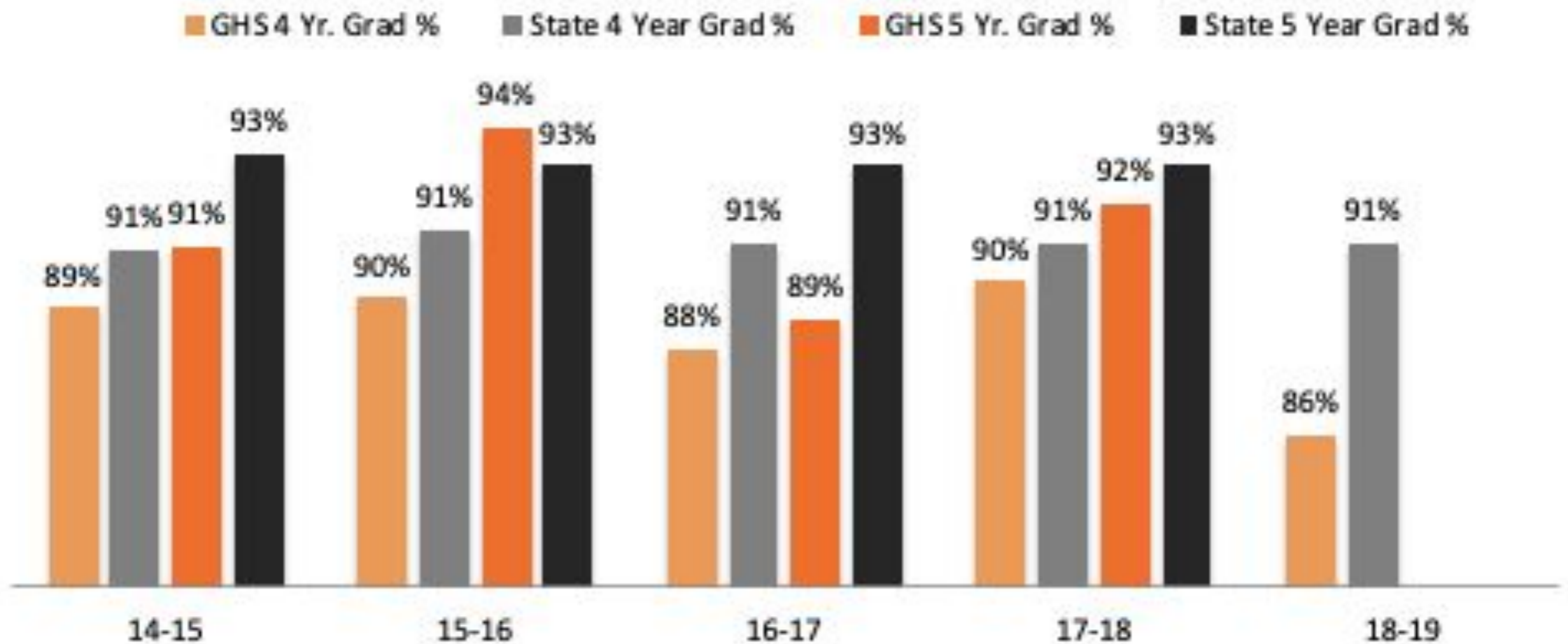
# ACT Avg. Science Trends

**Avg. ACT Science**

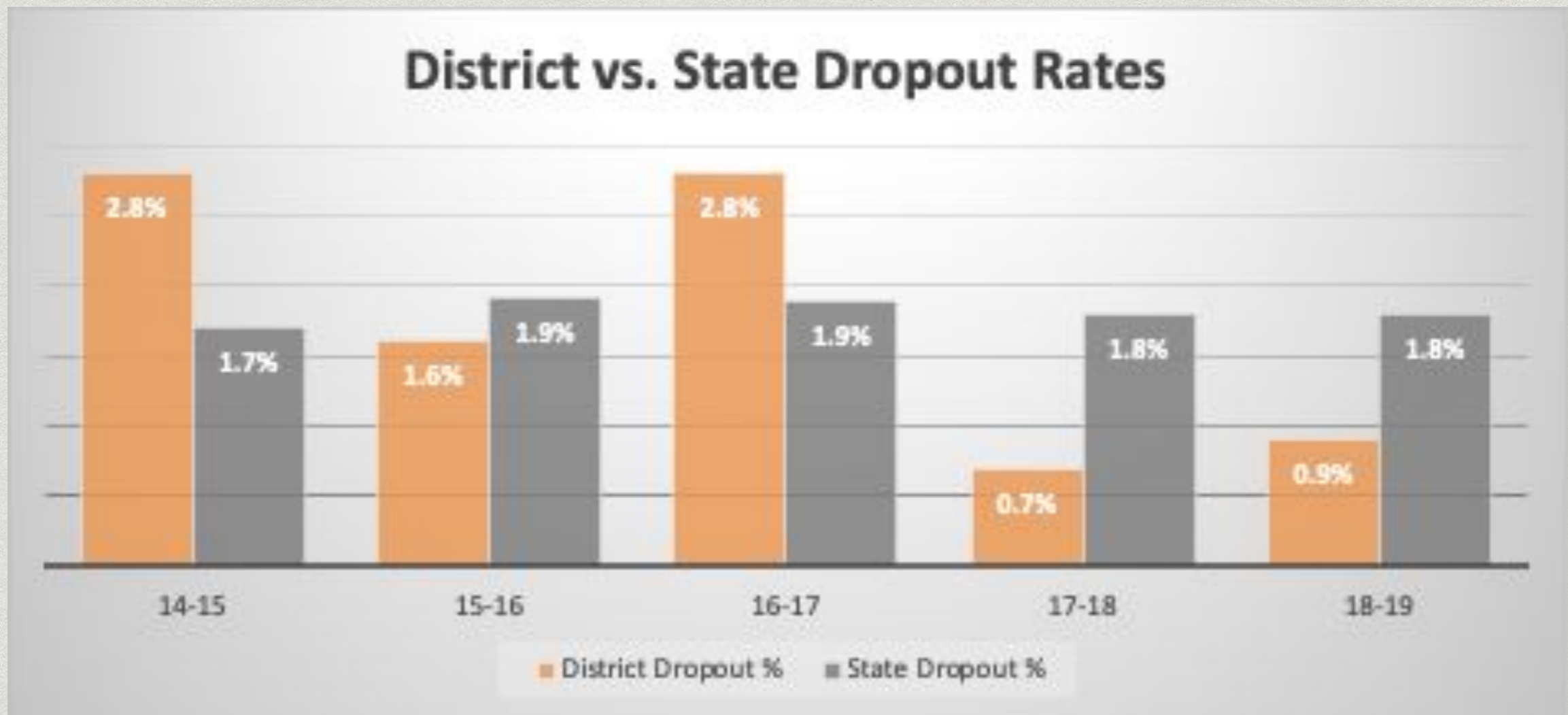


# Graduation Rates: Most recent as released by the Dept. of Ed.

## GHS vs. State Grad Rates (4 yr & 5 yr)



# Dropout Rates

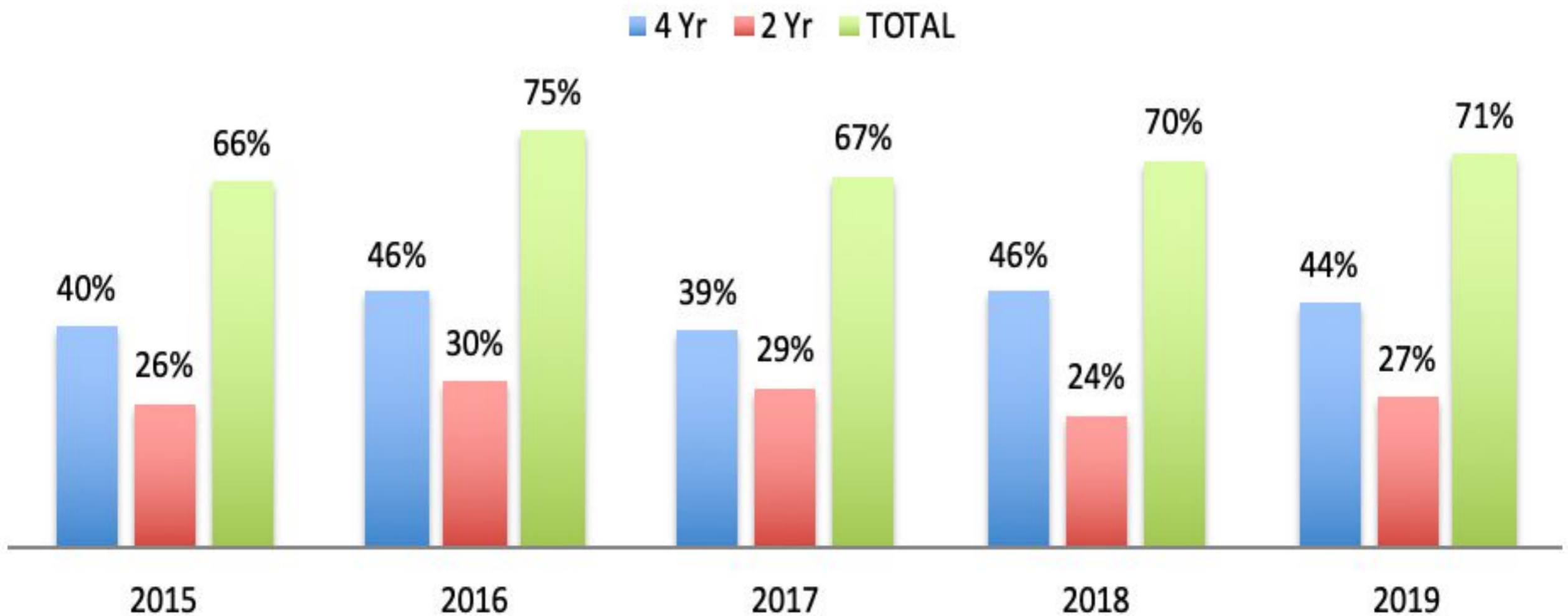




# Post-Secondary Enrollment: By Institution Type

## College Enrollment by Institution (4 Year vs. 2 Year)

\* Enrollment in post-secondary 1 year after high school

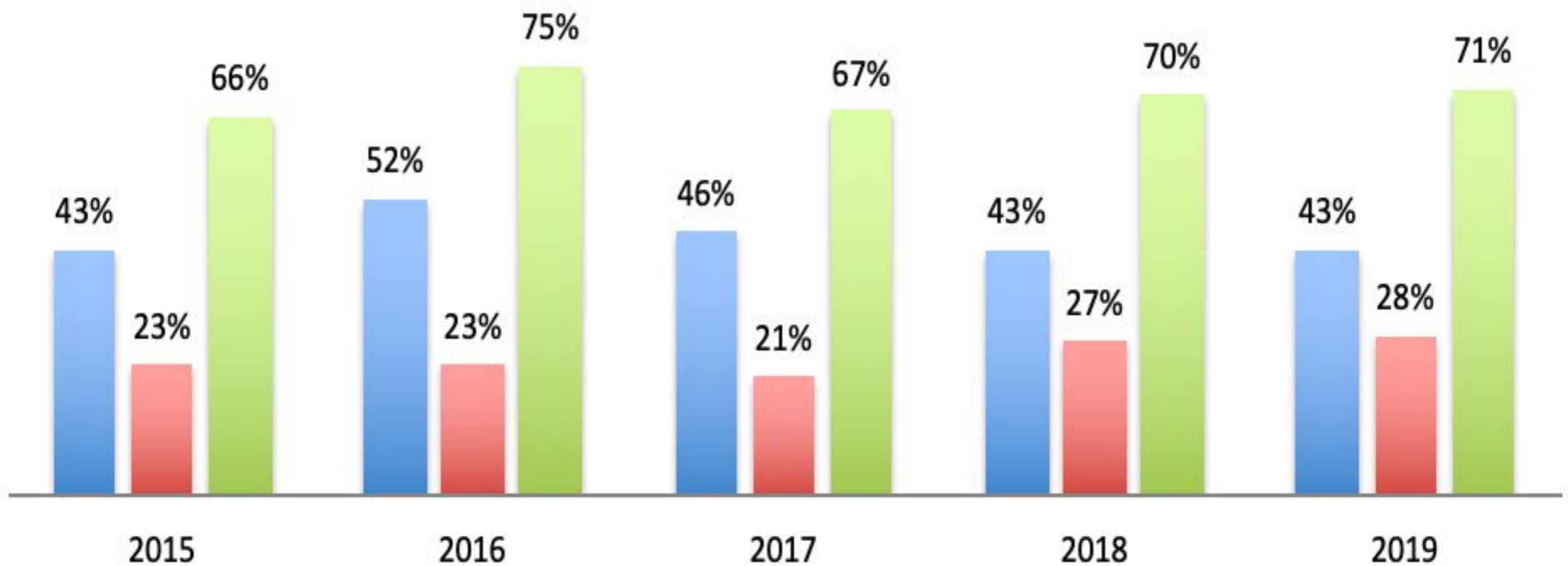


# Post-Secondary Enrollment: By Institution Type

## College Enrollment by Institution (Public vs. Private)

\* Enrollment in postsecondary 1 year after high school

Public Private TOTAL



# Celebrations

## **Elementary**

Reading / Writing Workshop/School Wide Resources fully implemented  
Mindfulness Activities / Yoga in Schools Program  
Relationship Focus  
5-2-1-0 School Designations  
PLTW Exemplary School Recognition  
Americorps Online Summer Programming  
Enrichment Summer Programming put on by GNCSD staff  
Virtual and In-Person Learning Opportunities  
National Board Process for Educators

## **Middle School**

Live zoom opportunities  
Academic Honors awards  
Weekly grade level Good News Call of the Week  
STRIVE postcards  
Big Brother/Big Sisters  
Zoom/socially distanced clubs  
Implementation of online learning and on-site learning

## **High School Extracurriculars**

- Former GHS FB Coach Jim Dunne inducted to Iowa High School Football Coaches Hall of Fame
- Football qualified for playoff quarterfinals
- Tiger Paws earned 3th, 4th & 5th at state competition- All soloist received division 1 ratings

## **High School Assessment & Curriculum Work**

- NCRC Assessment (National Career Readiness Certificate) given to all 11th graders this year
- Increased PSAT & PSAT10 testing for 9th & 10th graders
- Will use ACCUPLACER for non-ACT students in the spring of Junior Year for CC admission
- College & Career Readiness Credit Requirement in Development for 2021-22 & beyond
- Apprenticeship Programs in development for 2021-22

# Questions

# GRINNELL-NEWBURG SCHOOL DISTRICT



**STATE OF THE DISTRICT  
ADMINISTRATION PRESENTATION  
December 9, 2020**

# OUR VISION AND MISSION



## Mission:

The Grinnell-Newburg School District, in partnership with the entire community will empower every student to become a lifelong learner who is a responsible, productive, and engaged citizen within the global community.

## Vision:

Every student is achieving at his or her maximum potential in an engaging, inspiring, and challenging learning environment.



# District Goals 2018-2023

- Goal # 1 Embrace flexible and collaborative instructional offerings to foster high levels of student achievement and prepare students for their futures in all content areas, with special emphasis on improving literacy, math, science, and career and college readiness.
- Goal # 2 Create productive learning environments that utilize exemplary professional practices linked to creativity, collaboration, communication, and critical thinking activities.
- Goal # 3 Equip safe and secure an inclusive environment for our students, staff, community, and families.
- Goal #4 Engage families & community partners to support student intellectual, social & emotional learning.
- Goal # 5 Provide efficient, effective, and equitable use of resources to support District programs.

# District Profile

- K-12 School District
- Serve square miles: 220
- 5 schools:
  - 2 Primary (K-2 and PreK-2)
  - Grade level 3-4
  - Middle School
  - High School
- Total Number of Students: 1663
  - Includes FV 3 year olds, Pre-K, Open Enrolled In and dual enrolled students
  - VVC courses taken or signed up
- Average teachers years experience: 13.9
- Teacher Retention Rate (years of service): 10
- Teachers with Master's Degree: 60

National Board Certified Teachers: 4

Teachers Enrolled in NBTC: 11

Total Staff: 305

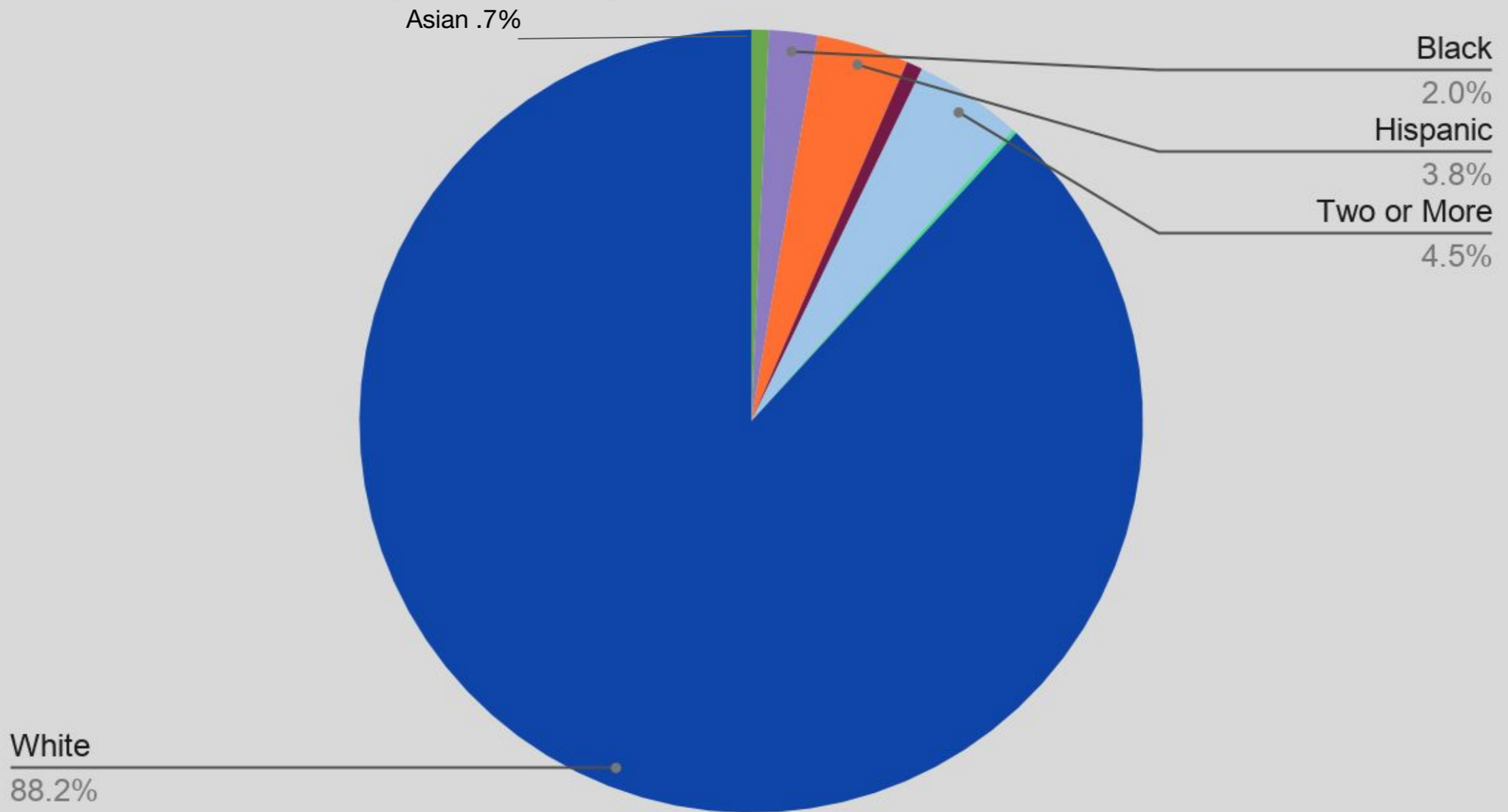
- Certified (teachers/counselors/nurses): 144
- Non-certified (paras/admin. asst./other.): 90
- Bus Drivers/Cooks/Non Teacher Coaches: 55
- Department Heads, principals, Dean/AP: 14.5
- 





# Grinnell Newburg School District October 30, 2020 Ethnicity

Grinnell-Newburg Ethnicity October 2020



# Student Population

## As of

- **Special Education students served**
  - **215 Resident Students (246 weighted enrollment) 13%**

- **English Language Learners: 16 .01%**

- **Free and Reduced**

- **Free 398**
- **Reduced 54**
  - **District 27.8%**

- **Homeless: 11**

### **K-2:**

Enrichment: 39 Reading  
38 Math

Subjected accelerated: 9 total students

### **Davis TAG:**

3rd Grade: 15 students

4th Grade: 22 students

Math Accelerated Students (Subject Acceleration and Telescoping): 11 students

### **GMS: TAG**

5th - 18 students

6th - 25 students

7th - 26 students

8th - 22 students

Math Subject Accelerated: 76

### **GHS: TAG/ELP:**

9th Grade - 19 Students

10th Grade - 20 Students

11th Grade - 15 Students

12th Grade - 15 Students

# Current Head Count 10-30-20

Grade	10/30/17	10/30/18	10/30/19	10/30/20
Pre-K	140	143	143	96
K	96	110	120	112
1	100	97	117	116
2	127	105	100	107
3	139	135	109	102
4	141	139	141	110
5	115	139	143	136
6	127	116	138	136
7	128	132	108	140
8	118	130	137	109
9	126	123	134	124
10	132	124	122	136

# Certified Enrollment Trends



- Data includes open enrolled out students and partial students for: dual enrolled and 4 year preschool
- Does not include open enrolled in students or 3 or 5 year preschool students

# Staffing 2020

\*Includes all staff included in Master Contract

Certified High School Teachers- 42 (includes Consortium and Counselors, does not include nurse)

High School Paras - 15 (only includes paras included in the master contract)

Certified Middle School Teachers-41 (includes BI, Counselors & Social Worker, does not include nurse)

Middle School Paras - 17

Certified Davis Elementary Teachers- 21 (includes Counselor)

Davis Elementary Paras 10

Certified Bailey Park Elementary Teachers- 20 (include Counselor)

Bailey Park Elementary Paras - 7

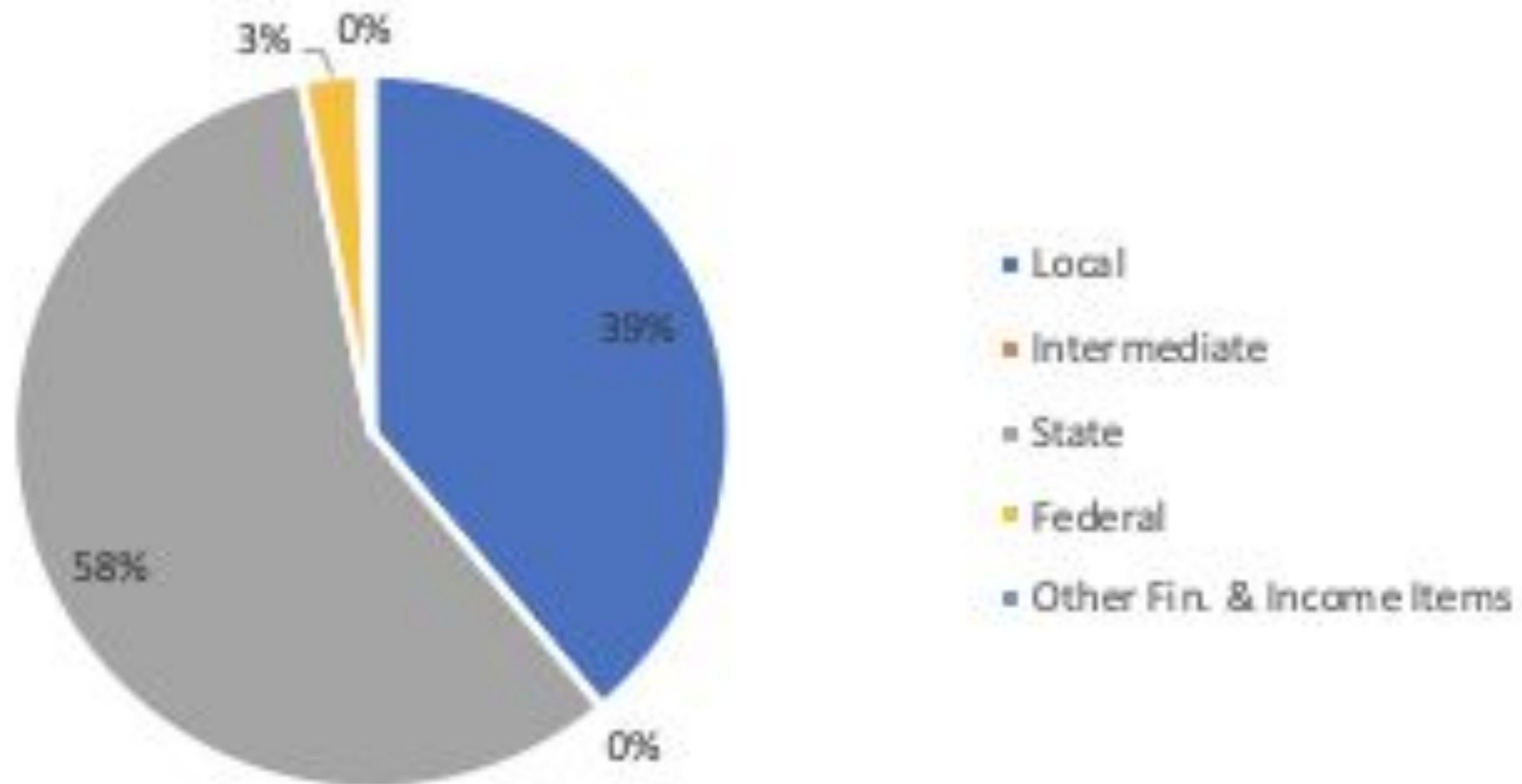
Certified Fairview Elementary Teachers- 20 (includes PK staff, includes Social Workers)

Fairview Elementary Paras - 14

(includes PK staff)

# District Finances-Revenues

FY20 Revenues



# District Finances-Expenditures

FY20 Expenditures



# Financial State of the District

<b>Grinnell-Newburg</b>						
<b>General Fund - Historical Summary</b>						
<b>REVENUE</b>	<b>ACTUAL REVENUE / EXPENDITURES</b>					
	<b>FY - 2015</b>	<b>FY - 2016</b>	<b>FY - 2017</b>	<b>FY - 2018</b>	<b>FY - 2019</b>	<b>FY - 2020</b>
Local	\$6,491,301	\$6,738,280	\$7,277,613	\$7,952,244	\$7,798,147	\$7,457,524
Intermediate	\$0	\$0	\$0	\$0	\$0	\$0
State	\$9,377,873	\$9,515,873	\$10,449,151	\$10,491,141	\$10,561,914	\$11,102,345
Federal	\$571,360	\$522,189	\$497,626	\$568,934	\$746,208	\$507,318
Other Fin. & Income Items	\$28,664	\$43,685	\$16,508	\$90,197	\$146,903	\$90,138
<b>TOTAL REVENUE</b>	<b>\$16,469,198</b>	<b>\$16,820,027</b>	<b>\$18,240,898</b>	<b>\$19,102,515</b>	<b>\$19,253,172</b>	<b>\$19,157,324</b>
<b>EXPENDITURES</b>	<b>ACTUAL REVENUE / EXPENDITURES</b>					
	<b>FY - 2015</b>	<b>FY - 2016</b>	<b>FY - 2017</b>	<b>FY - 2018</b>	<b>FY - 2019</b>	<b>FY - 2020</b>
Salaries	\$10,581,800	\$11,051,731	\$11,483,177	\$11,535,044	\$11,875,449	\$12,086,900
Employee Benefits	\$3,192,897	\$3,392,363	\$3,539,655	\$3,628,191	\$3,853,206	\$3,832,045
Purchased Services	\$1,194,567	\$1,345,391	\$1,495,528	\$1,500,548	\$1,451,547	\$1,370,170
Supplies	\$1,105,174	\$1,086,223	\$1,048,561	\$1,240,389	\$1,170,519	\$970,817
Property	\$51,796	\$103,733	\$202,151	\$290,736	\$151,761	\$95,014
Miscellaneous Objects	\$27,055	\$31,525	\$23,920	\$40,510	\$36,478	\$41,250
Other Items	\$1,043,916	\$711,305	\$708,394	\$739,766	\$879,846	\$868,132
<b>TOTAL EXPENDITURES</b>	<b>\$17,197,205</b>	<b>\$17,722,272</b>	<b>\$18,501,388</b>	<b>\$18,975,183</b>	<b>\$19,418,805</b>	<b>\$19,264,329</b>
<b>SURPLUS / DEFICIT</b>	<b>(\$728,007)</b>	<b>(\$902,245)</b>	<b>(\$260,490)</b>	<b>\$127,332</b>	<b>(\$165,633)</b>	<b>(\$107,005)</b>
<b>BEGINNING FUND BALANCE</b>	<b>\$4,725,474</b>	<b>\$3,997,468</b>	<b>\$3,095,223</b>	<b>\$2,845,517</b>	<b>\$2,972,849</b>	<b>\$2,807,216</b>
<b>YEAR-END FUND BALANCE</b>	<b>\$3,997,468</b>	<b>\$3,095,223</b>	<b>\$2,845,517</b>	<b>\$2,972,849</b>	<b>\$2,807,216</b>	<b>\$2,700,211</b>
<b>FUND BALANCE AS % OF EXPENDITURES</b>	<b>23.2%</b>	<b>17.5%</b>	<b>15.4%</b>	<b>15.7%</b>	<b>14.5%</b>	<b>14.0%</b>
<b>FUND BALANCE AS # OF MONTHS OF EXPEND.</b>	<b>2.79</b>	<b>2.10</b>	<b>1.85</b>	<b>1.88</b>	<b>1.73</b>	<b>1.68</b>



# Technology

## Preschool-12 Devices

### *Elementary and Middle School Devices:*

January 2020: Grades Preschool-8: 1:1 iPads

(classroom charging carts available for elementary levels)

Grades K-2 Promethean Boards

Grades 3-4 Mix of older and newer Epson Projectors with Apple TVs

### *High School Devices:*

Grades 9-12: 1:1 MacBook Airs

Grades 5-12: Mix of older and newer Epson projectors with Apple TVs

### *District:*

MacBook Air 13" computers: K-12 Teachers

iPads with keyboard cases for K-12 Teachers

MacBook Pro 13" computers: Admin

iPads with keyboard cases: Para Educators

### **Network:**

Cisco ASA 5545 Firewall

Ruckus Cloud wireless system

New POE Cisco network switches

TLS fiber between school buildings and District Office

Fiber from UPN to high school

### **Services:**

JAMF Mac Management Server

Apple Classroom - iPad management and engagement tool

iBoss Web Filtering Appliance

Gaggle Google Filtering system

Infinite Campus

TIPWebIT and GetHelp for Inventory Management and Help Desk

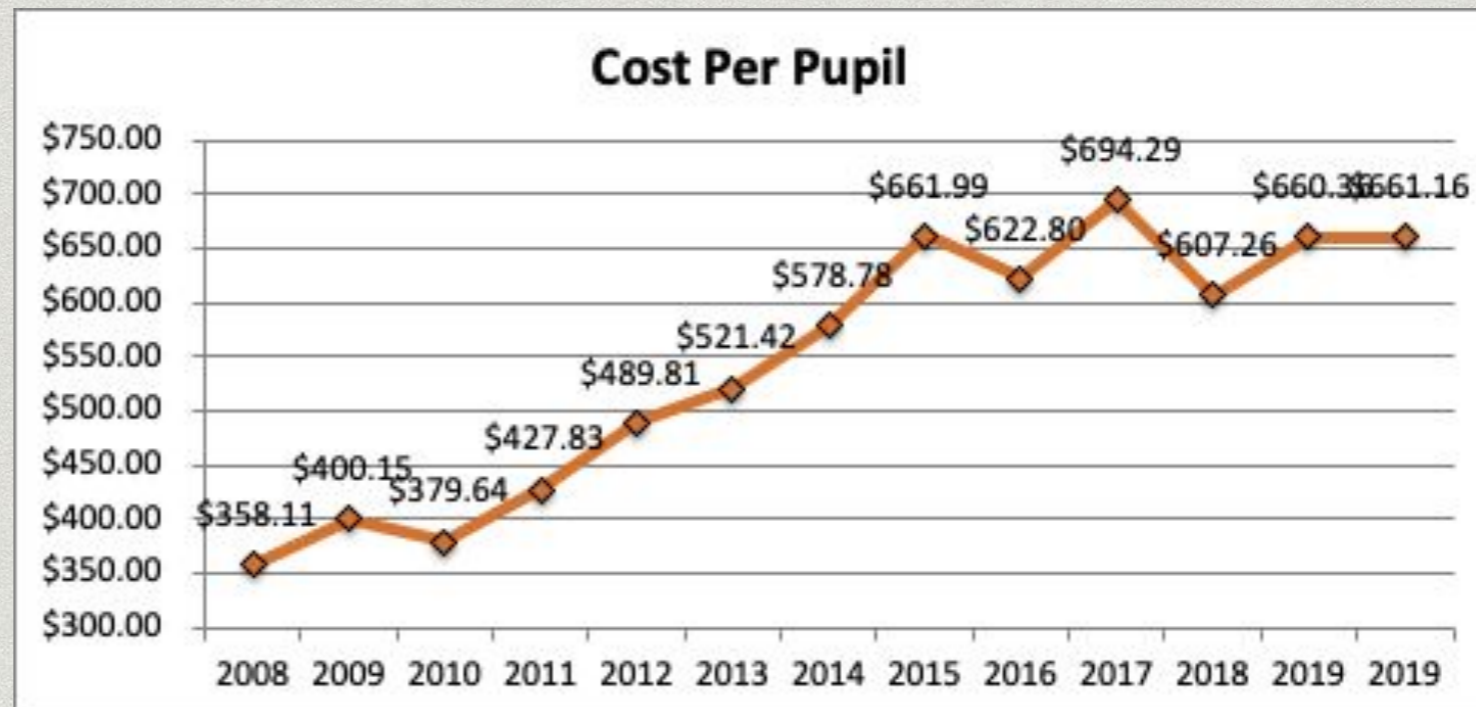
Classlink for Single Sign On

Zoom for virtual meetings



# Transportation

- Number of Buses: 19
  - Leased: 12
  - Activity buses: 7
- Other Vehicles: 14
  - Maintenance: 5
  - Truck/Mail: 2
  - Suburbans/vans: 7
  - Trailers: 4
- Est. Annual Mileage: 170,000-200,000 (126,820 in 19-20)
- Est. Annual Operating Costs: \$450,000-\$525,000 (\$519,360 in 19-20)



# Facilities Activities

## Projects 2020:

COVID Mitigation

Kriegel Gym bleachers

Middle School Bleachers

Athletic Bleachers completed (BB, SB Football)

Asbestos removal at GHS and Fairview

Sidewalks Fairview, Bailey Park,

Circle drive replacement Fairview

Camera Installation at all buildings

Graduation

Water main GHS and Davis

Completed the Middle School Carpet and Flooring

Moved District Office Space

Derecho Storm Repairs as approved by the Board Highlights

Football Lights

Softball Lights

Fences

Track repairs

Baseball/Softball Infields

High School Roof and units

Tree removal

Davis Siding

Windows

# Nutrition Program

- **5 serving/preparation kitchens (one in each building). Both breakfast and lunch served daily.**
  - Students have several lunch entree choices (a normal year):
    - Elementary: 2 daily entree choices and fruit and vegetable bar.
    - Middle School: Approx. 5 daily entree choices and fruit and vegetable bar.
    - High School: Approx. 7 daily entree choices and fruit and vegetable bar.
- **Average of 757 reimbursable lunches served/day (down due to hybrid at HS)**
- **Average of 203 reimbursable breakfasts served/day**
- **Average of 326 summer program lunches served/day (March 2020-July 2020)**
- **October 2020 Lunch Participation Percentage by School**
  - Bailey Park- **72%**
  - Fairview (w/o preschool)- **68%**
  - Davis- **68%**
  - Middle School- **62%**
  - High School- **24% (hybrid)**
- **Breakfast and Lunch Prices**
  - Elementary Breakfast: \$1.65
  - Elementary Lunch: \$3.05
  - Middle/High School Breakfast: \$1.80
  - Middle/High School Lunch: \$3.20
  - Reduced Price Breakfast: \$0.30
  - Reduced Price Lunch: \$0.40

# Teaching and Learning Activities/Trainings

- Return to Learn Plan
- Virtual Learning/Blended Learning Models and Frameworks
- Diversity and Cultural Awareness Training
- Building Relationships with all Stakeholders
- Workshop model
- PLTW Lead Teachers
- SEL New Standards Review(Social and Emotional Learning)
- Yoga in School Lead Educator Trainings
- CPI (Crisis Prevention Intervention Training)
- Global Compliance: Harassment, blood borne pathogen, ethics, bullying
- Assessment overview
- ISTE
- Safety and Security
- Danielson Teacher Evaluation

# Curriculum/Programming 2020-21

- Focus on Curriculum Frameworks--- Summer of 2021
- Diversity and Cultural Awareness Training
  - Cracking the Code training--- Fall 2020 with Leslie Bleichner
  - CultureAll continuation in 2021
  - DEI work with with REDI Committees
  - Pilot group working at GHS working on curriculum audit
- Social Emotional Learning Focus
  - Please Pass the Love
- Virtual Learning and Blended Learning Models
  - Work with Mr. Gruman
- Instructional Coaching Activities
  - HS and MS: Coaching cycles with individual teachers; Planning and delivering professional development on Disciplinary Literacy; Working with Science Teachers on NGSS roll-out
- Spring Development of Mathematics Resource Adoption (start at GHS and work our way down)
- Exploration of Middle School Spanish
- Fostering Positive Relationships and Priorities

# K-4 Elementary Goals

Reading Goal: 85% of all student will demonstrate proficiency in the area of reading as indicated on the Iowa statewide reading assessment.

## Action Plan:

- Implement reading and writing workshop model in grades K-2.
- Continue and refine our use of formative assessments, especially in the areas of reading
- Implement research-based instructional strategies into the classroom that center around the workshop model (Guided Reading, 1:1 conferring, mini-lessons)
- Small group targeted instruction (Intervention and Enrichment time)
- Evaluate intervention strategies closely to adjust instruction as needed
- Unse multiple assessment to help guide instruction tailored to student needs (district universal assessment, reading level, classroom assessments)

Math Goal: 85% of all students will demonstrate proficiency in the area of math as indicated on the district universal assessment MAP (Measure of Academic Progress).

## Action Plan:

- Continue and refine our use of formative assessments
- Implement research-based instructional strategies into the classroom (Small group instruction based on assessment data, math station based on Iowa Core Skills with differetiated pacing)
- Explore and implement a math workshop approach to provide targeted instruction at the level of the student needs
- Utilize MAP growth data to help guide instruction tailored to student needs
- Explore and implement a math workshop approach to provide targeted instruction at the level of the student needs.

# K-4 Elementary Goals

**Science Goal: 100% of teachers will develop and implement common assessments in all science units taught.**

Action plan:

- Utilize district resources to assist with implementation
- Align Science standards to units and lessons
- Teachers will integrate Reading standards into at least two science units

**Culture/Climate Goal: Improvement in survey data related to relationships between students, staff, and the overall perception of the student experience from K-4.**

Action Plan:

- Students will be given a survey in May 2020. This survey will be the same survey that was given to students in May 2019.
- Relationships will be emphasized through the 4 Priorities established by the district's Relationships first committee.
- Monthly professional development trainings will include 1 hour focused on topics related to relationships that incorporate REDI activities
- Development of Champion Groups/Tiger Time/Advisory Time
- Promote and continue to utilize token economy system (Positive Behavior)
- Set up an action plan for meaningful instruction for students who need additional support



# GMS

**Reading: By May 2021, 93% of students at Grinnell Middle School will meet their projected growth or score proficient on the NWEA Measures of Academic Progress (MAP) reading assessments.**

Action Plan:

- To meet this goal, all GMS teachers will participate in Disciplinary Literacy professional development throughout the school year and implement the new reading and writing strategies in their classrooms. The GMS English/Language Arts teachers will implement the workshop model to teach the Iowa Core Literacy Standards at their grade levels and other GMS instructors will include the Iowa Core Literacy Standards for content areas along with their discipline standards in their units of study. Literacy What I Need teachers will facilitate a variety of activities to enhance reading skills during supplemental learning time. All instructors will plan units that include the 4Cs (Collaboration, Communication, Creativity, Critical thinking) and infuse quality technology with a focus on literacy. **Aligns with 2018 - 23 District Goals: 1, 2, 5**

**Math: By May 2021, 88% of students at GMS will meet their projected growth or score proficient on the NWEA Measures of Academic Progress (MAP) mathematics assessments.**

Action Plan:

- To meet this goal, the GMS math instructors will teach students the Iowa Core Mathematics Standards at their instructional levels. The instructors will plan units that include the 4 Cs (Collaboration, Communication, Creativity, Critical thinking) and infuse quality technology. Mathematics What I Need teachers will facilitate a variety of activities to enhance math skills during supplemental learning time. Math instructors at GMS will be learning from ASCD research curriculum organization around professional development and incorporating new methodologies in the classroom. **Aligns with 2018 - 23 District Goals: 1, 2, 5**

# GMS

**Science: By May 2021, 88% of students at GMS will meet their projected growth or score proficient on the NWEA Measures of Academic Progress (MAP) science assessments.**

Action Plan:

- To meet this goal, the GMS science teachers will cover the Iowa Core Science Standards at their grade levels following the 3-dimensions of NGSS teaching. The instructors will develop lessons with high student engagement. They will facilitate inquiry/problem-based learning. Teacher instruction and student learning will be enhanced with technology. **Aligns with 2018 - 23 District Goals: 1, 2, 5**

**Culture & Climate: Throughout the 2020-2021 school year, the Grinnell Middle School staff will engage families and community partners to support student intellectual, social and emotional learning.**

Action Plan:

- GMS is continuing to implement our STRIVE for Excellence academic/behavioral/social-emotional initiative. This initiative is to be proactive in our approach to creating a more positive culture and climate for all students and staff.
- To meet this goal, the GMS staff will engage families through many activities including: student-involved parent-teacher conferences, strive student of the week, consistent social media updates, positive postcards, emails, phone calls, staff work language survey, live zoom sessions, virtual calm rooms, staff zoom hours
- To meet this goal, the GMS staff will engage support from a variety of community partners including: Grinnell Mutual (Partner in Education), Big Brothers/Big Sisters, public safety officials, community outreach specialists, REDI Committee, offering socially distanced/zoom clubs and activities.  
**Aligns with 2018 - 23 District Goals: 3, 4**

# GHS

**1. 80% of students tested in disciplinary literacy skills in all content areas will show mastery of skills on teacher-created classroom assessments. (Aligns with District long-range Goal #1)**

- To meet this goal, content area teachers will use pre & post assessments or existing summative assessments to measure essential disciplinary literacy skills and continue to implement disciplinary literacy strategies from professional development within their classrooms.

**2. GHS staff will utilize exemplary professional practices to increase the frequency of cognitively complex tasks involving disciplinary literacy activities. (Aligns with District long-range Goal #2)**

- To meet this goal, all GHS classroom instructors will work collaboratively with their PLC's, Instructional Coach, and administrators to increase the frequency of cognitively complex tasks. All classroom instructors will participate in an instructional coaching cycle and will implement inquiry activities aligned with strategies from professional development sessions.

**3. Throughout the 2020-2021 school year, the GHS staff will engage families and community partners to support student intellectual, social and emotional learning. (Aligns with District long-range Goal #3)**

- a. Pilot PLC groups will start to analyze their curriculum (intended & enacted) to identify areas where opportunities for enhanced diversity concepts to be effectively integrated into the curriculum. Selected PLC groups will use the "Culturally Responsive Scorecard/Rubric" to complete this work and make recommendations for curriculum changes to be implemented during the 2021-22 school year.

# Connecting Students

## Elementary

- Summer Program, Music Speaks, Focus Days, Girls' Math Club, Outdoor learning opportunities with Giving Gardens, LINK afterschool program

## Middle School

- 7 Sports (Including Fitness)
- Clubs & Other Organizations: Drama Club, Art Club, Spring Play, Jazz Band, Honor Choir, Student Council, Band, Choir, Cheerleading, Debate, Nature Club, D & D Club,

## High School

- 19 Varsity Sports (lower levels offered as well)
- Fine Arts Opportunities: Curtain Club, Thespians, Band, Choir, Fall Play/Spring Musical, Jazz Band, Large Group Speech, Individual Speech, Model UN, Debate
- Clubs & Other Organizations: Fellowship of Christian Athletes, Diversity Alliance, Art Club, Students Against Sexual Assault, Robotics Club, FFA, FCCLA, Student Council, MVP Training (spring 2021) & full implementation 2021-22

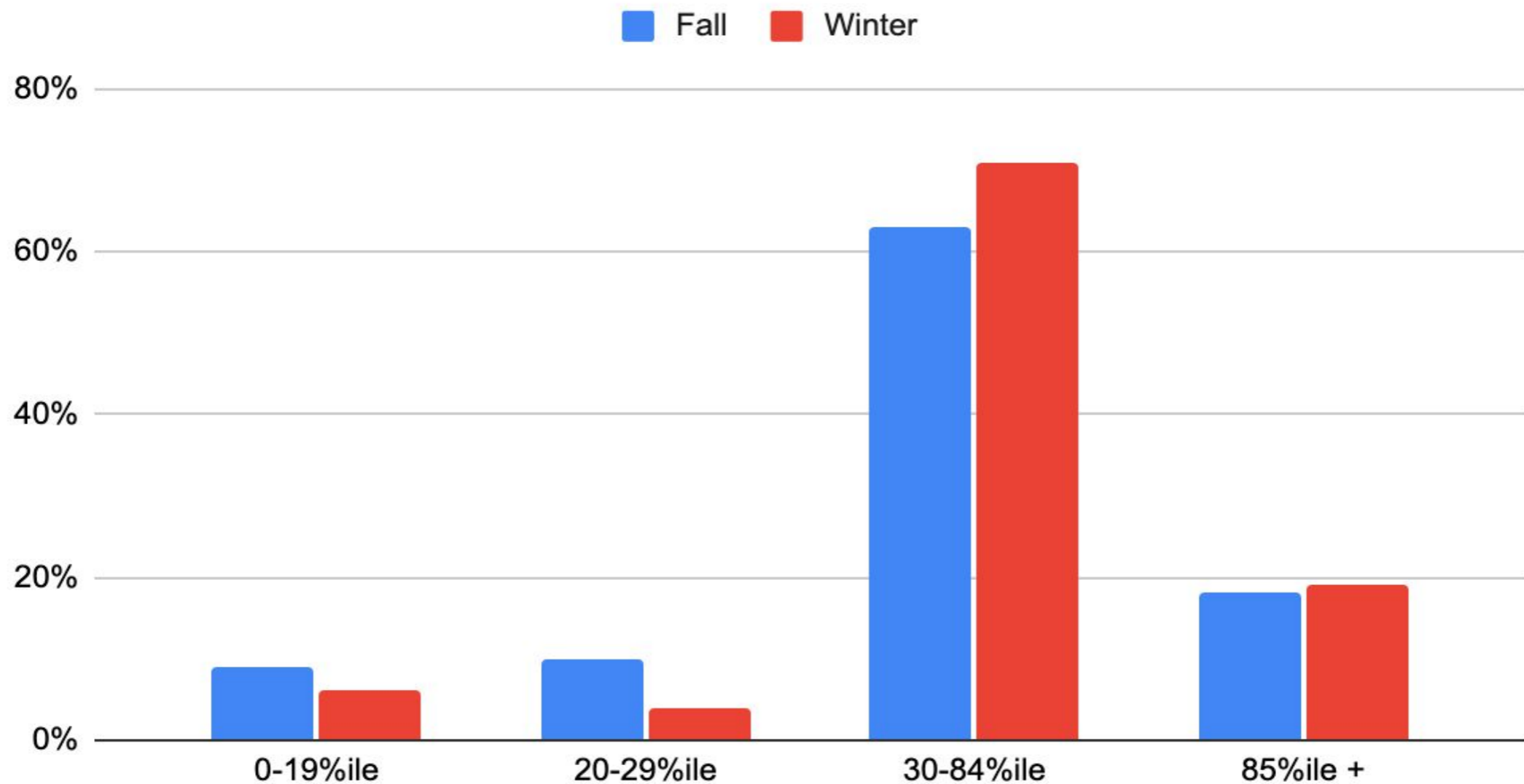
# Assessments



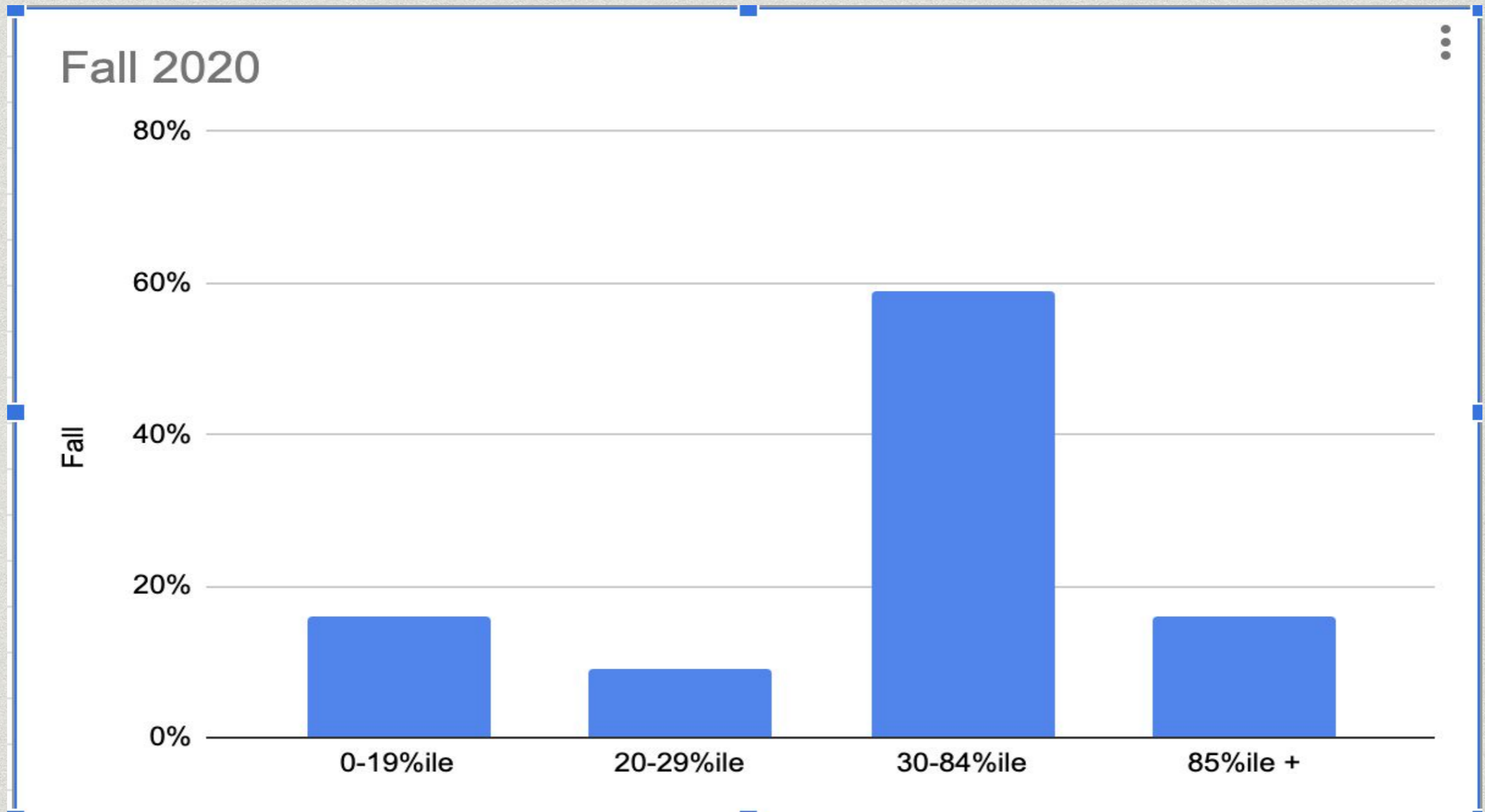
- ISASP: Delayed
- District Assessments
- FAST Data
- Districtwide Common Assessments
- ACT

# FAST Assessment 19-20 Reading K-4 Grade

Fall and Winter



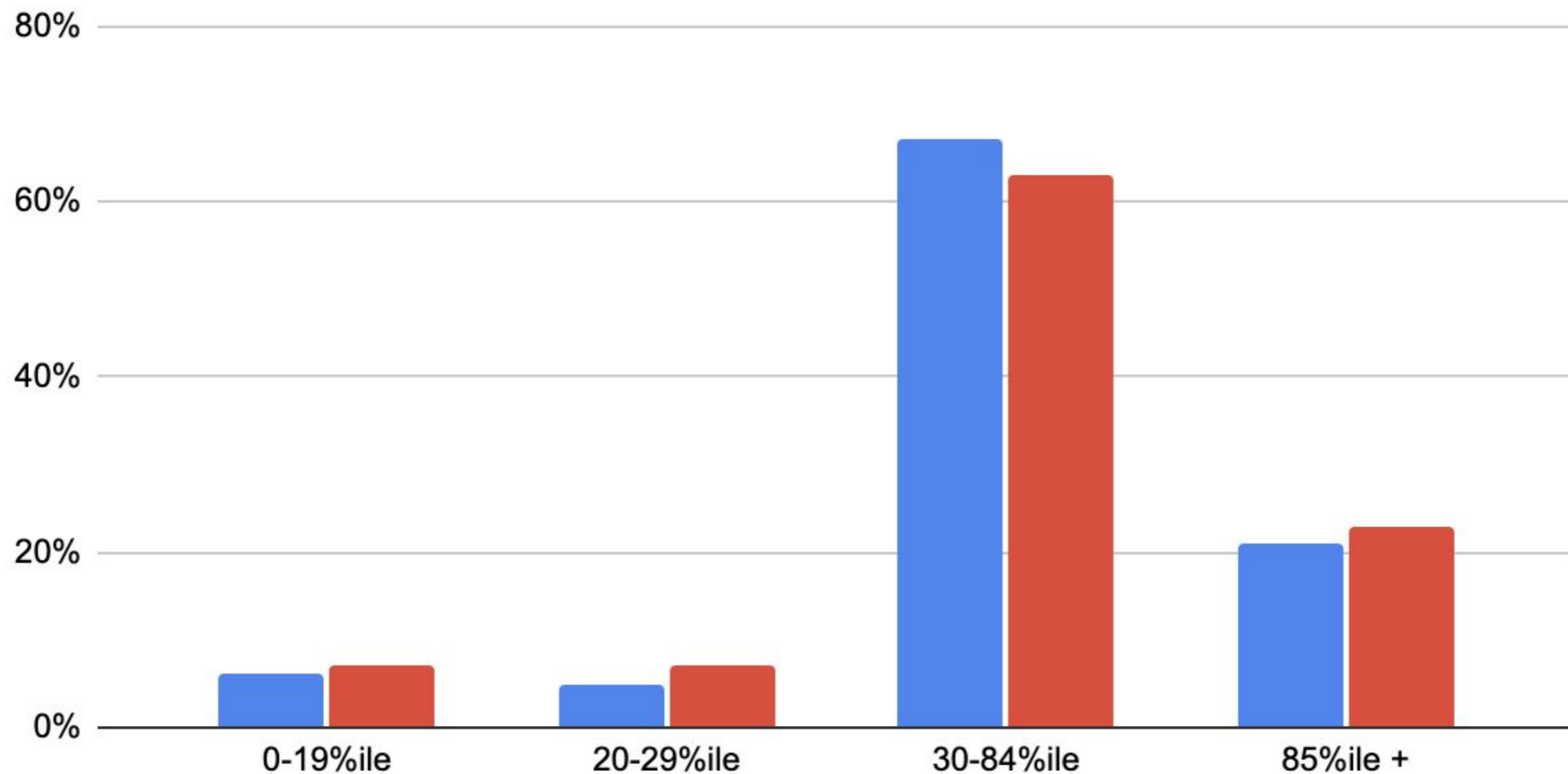
# FAST Assessment 20-21 Reading K-4 Grade



# FAST Assessment 19-20 Reading 5th-6th Grade

Fall and Winter

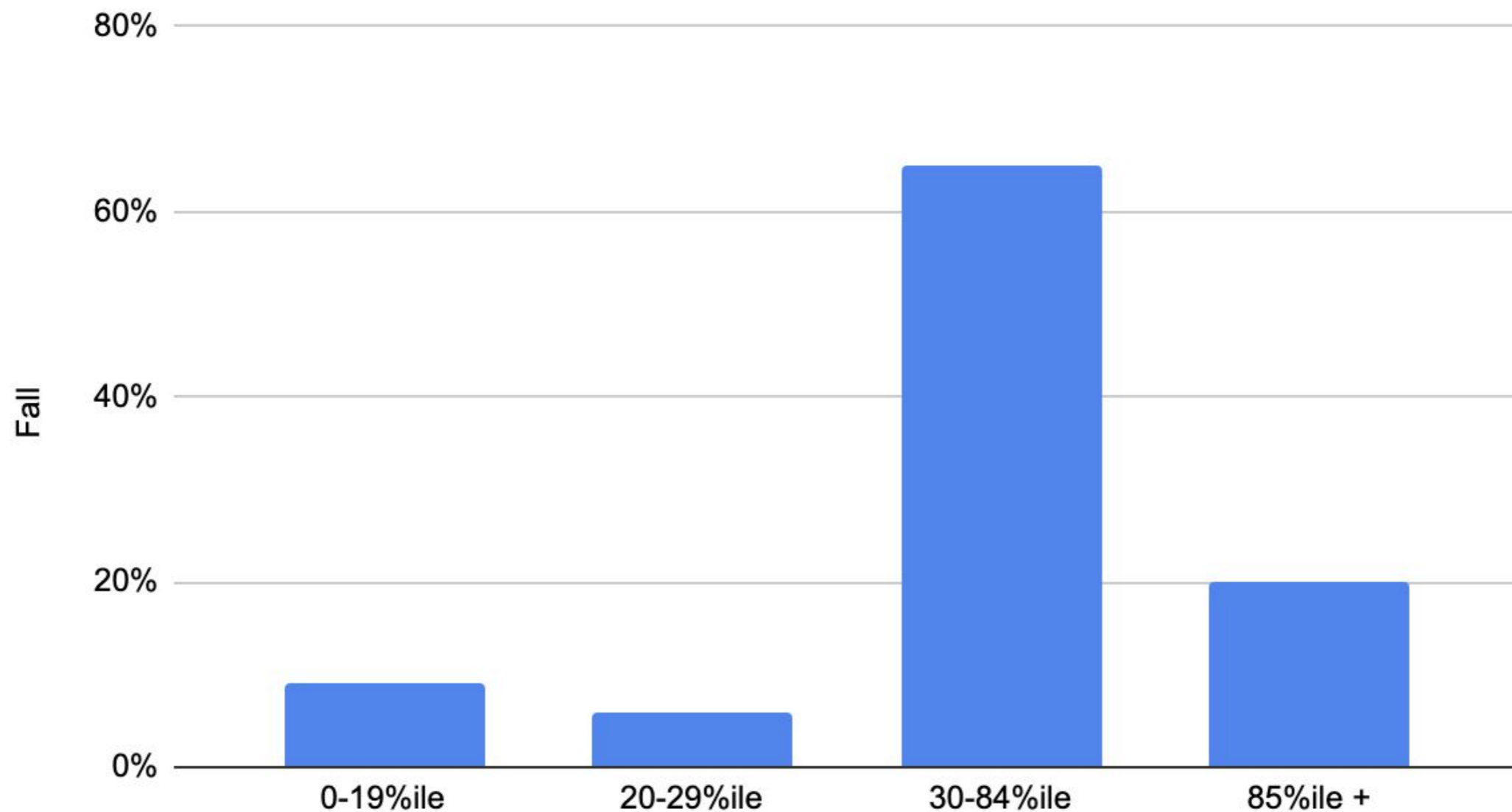
Fall Winter





# FAST Fall Assessment 2020 Reading 5th-6th Grade

Fall 2020

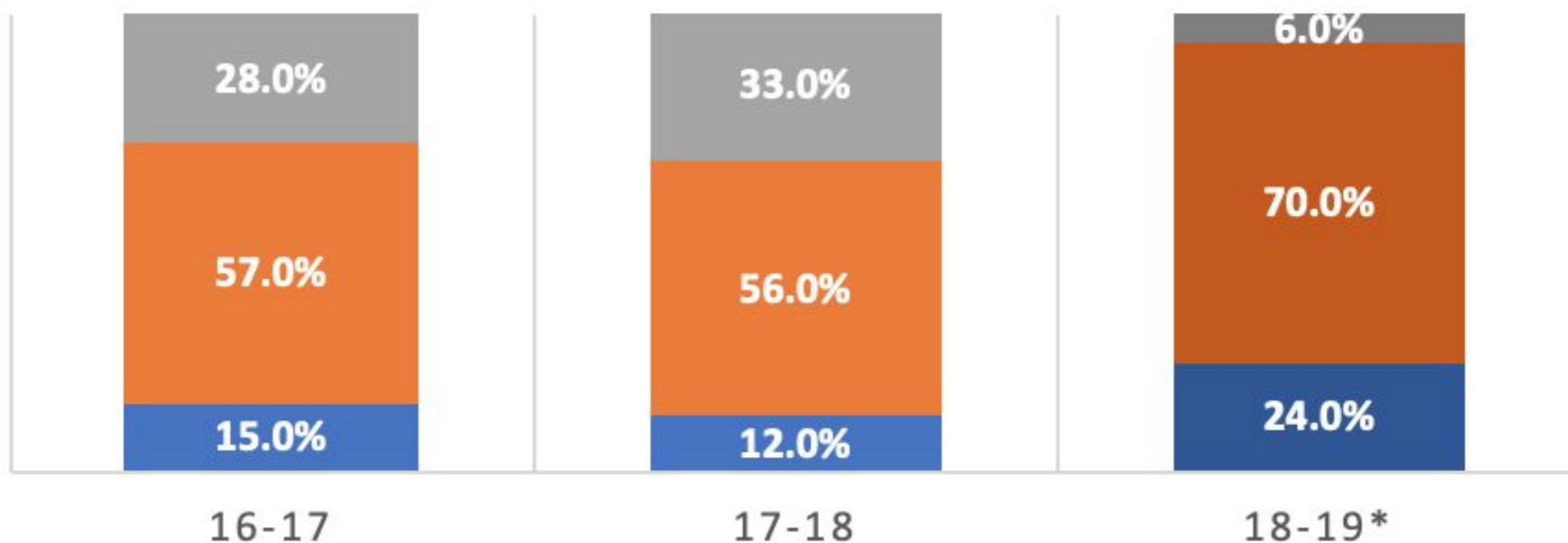


# IA Assessment/ISASP

## 3rd Grade Reading/ELA

### 3RD GRADE READING/ELA PROFICIENCY

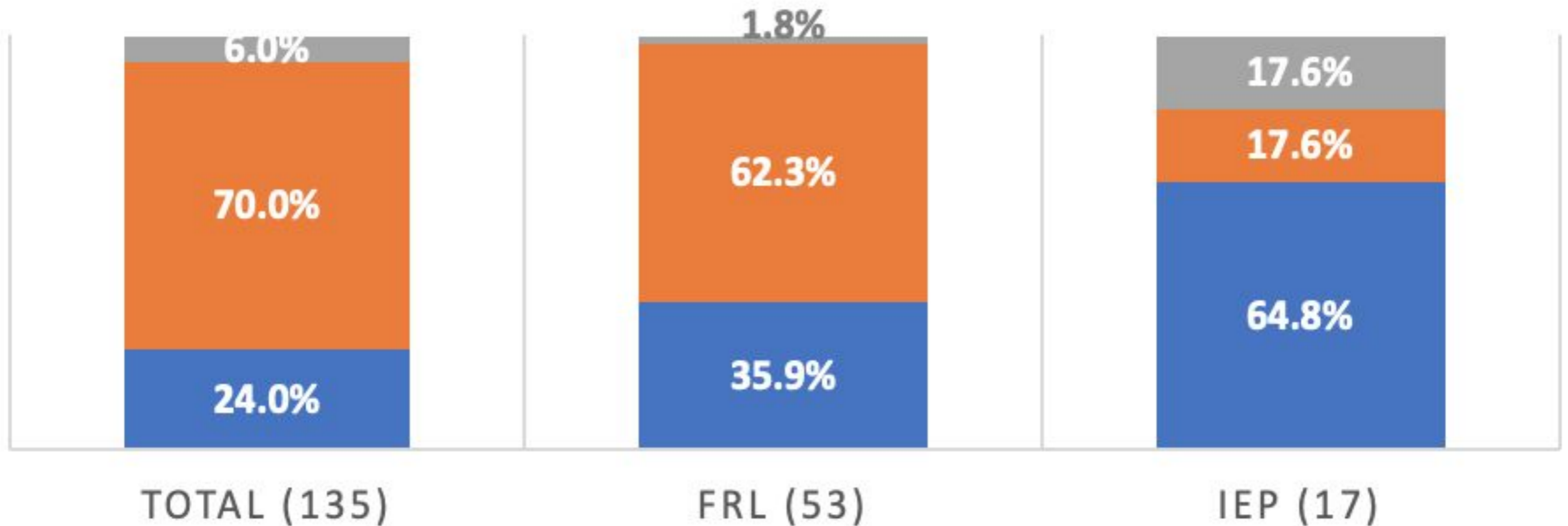
■ Not ■ Prof ■ Adv



# 3rd Grade Reading/ELA Subgroup Data

## 3RD GRADE READING/ELA SUBGROUPS 18-19

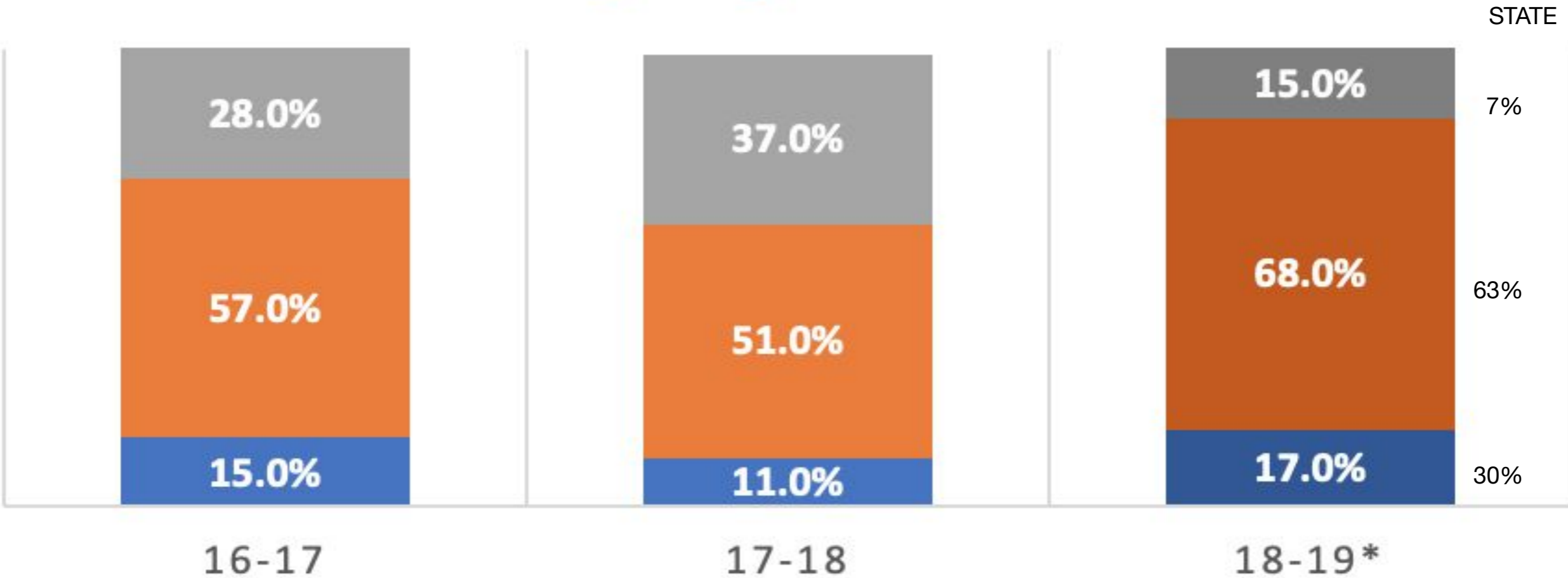
■ Not ■ Prof ■ Adv



# IA Assessment/ISASP 4th Grade Reading/ELA

## 4TH GRADE READING/ELA PROFICIENCY

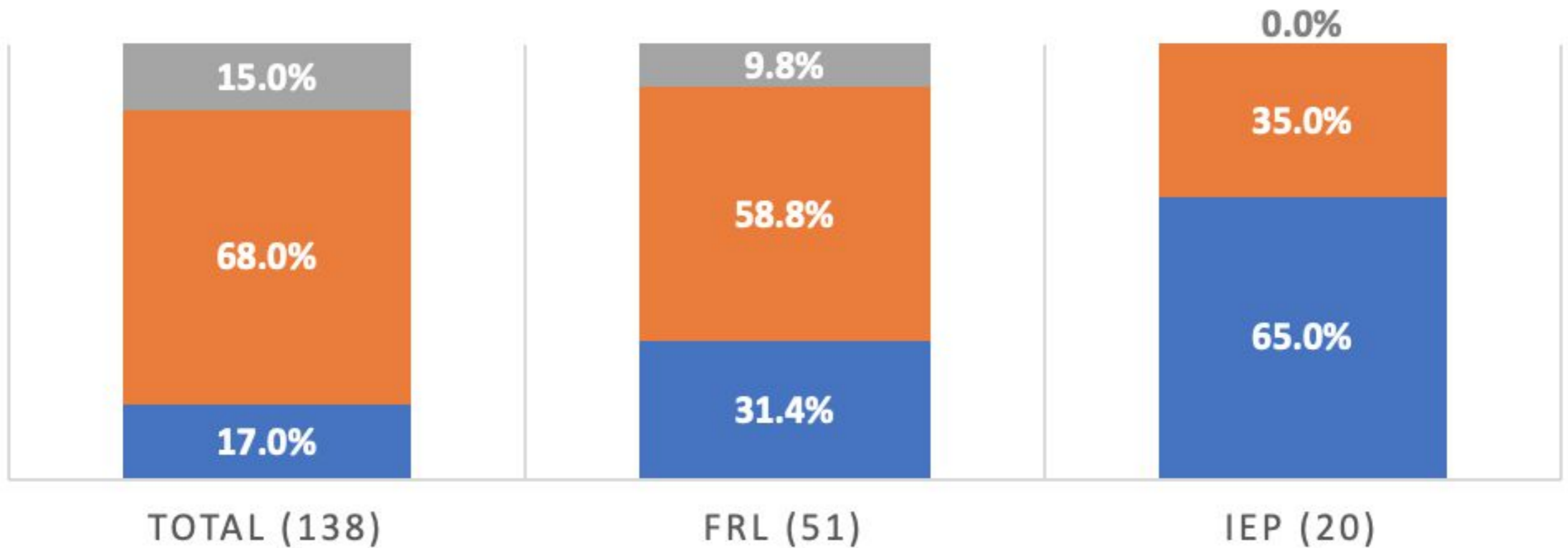
■ Not ■ Prof ■ Adv



# 4th Grade Reading/ELA Subgroup Data

## 4TH GRADE READING/ELA SUBGROUPS 18-19

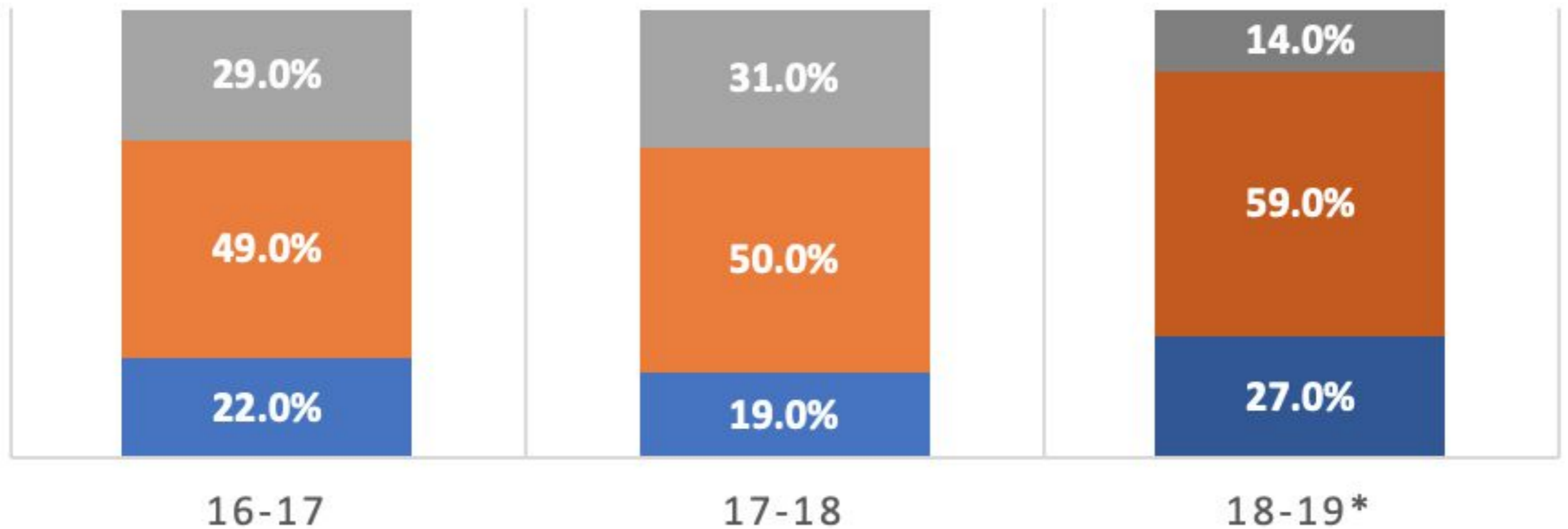
■ Not ■ Prof ■ Adv



# IA Assessment/ISASP 3rd Grade Math

## 3RD GRADE MATH PROFICIENCY

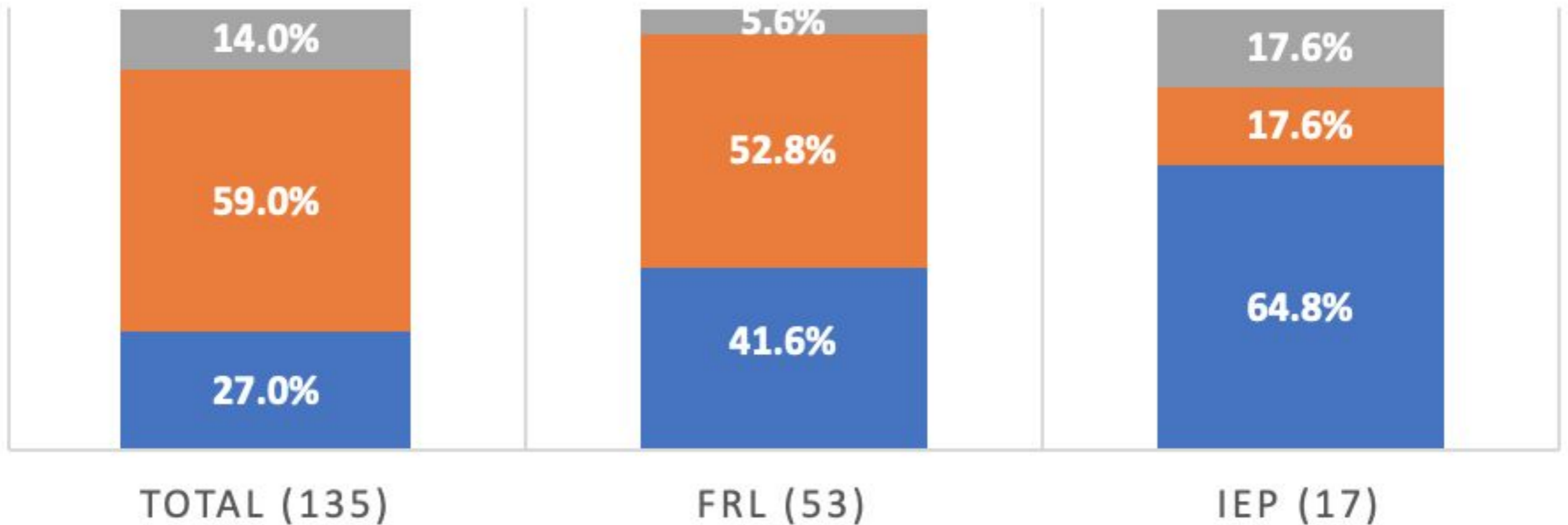
■ Not ■ Prof ■ Adv



# 3rd Grade Math Subgroup Data

## 3RD GRADE MATH SUBGROUPS 18-19

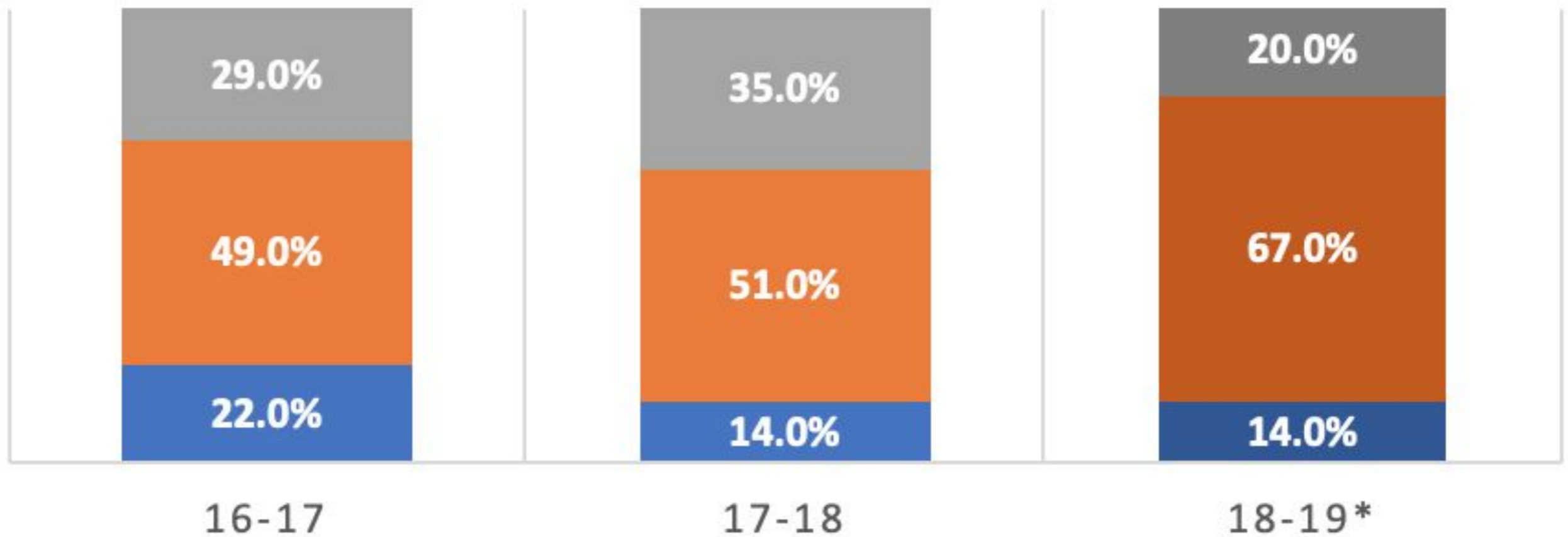
■ Not ■ Prof ■ Adv



# IA Assessment/ISASP 4th Grade Math

## 4TH GRADE MATH PROFICIENCY

■ Not ■ Prof ■ Adv

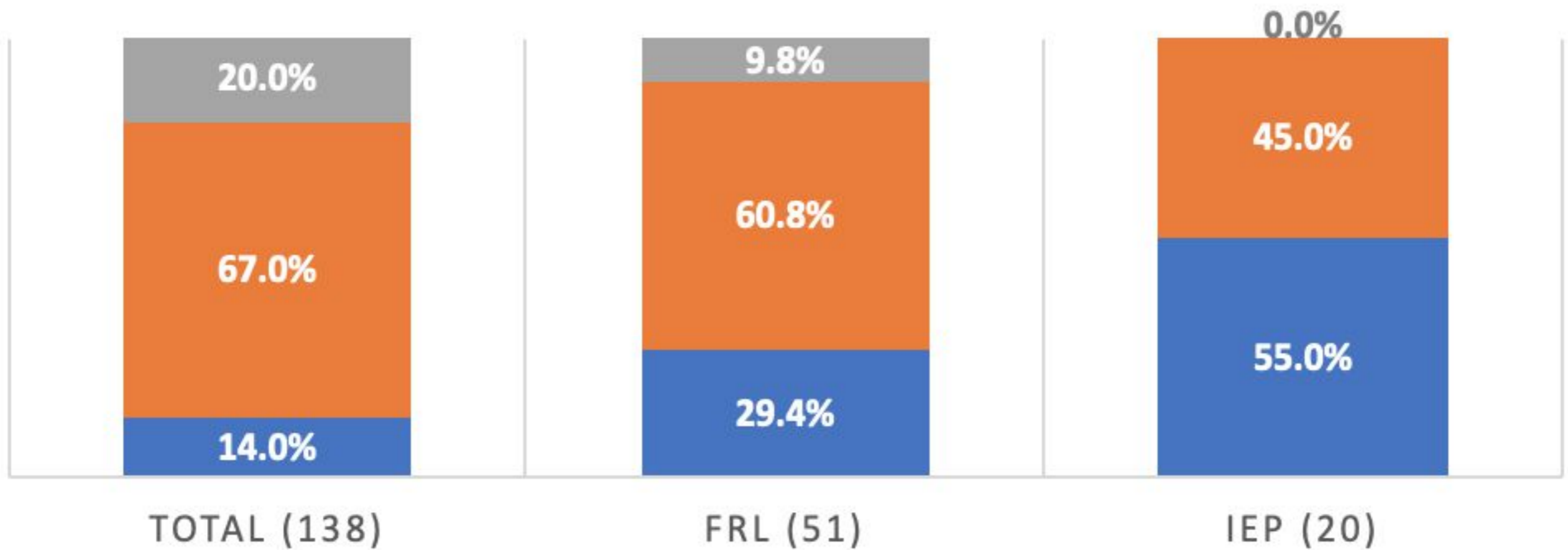




# 4th Grade Math Subgroup Data

## 4TH GRADE MATH SUBGROUPS 18-19

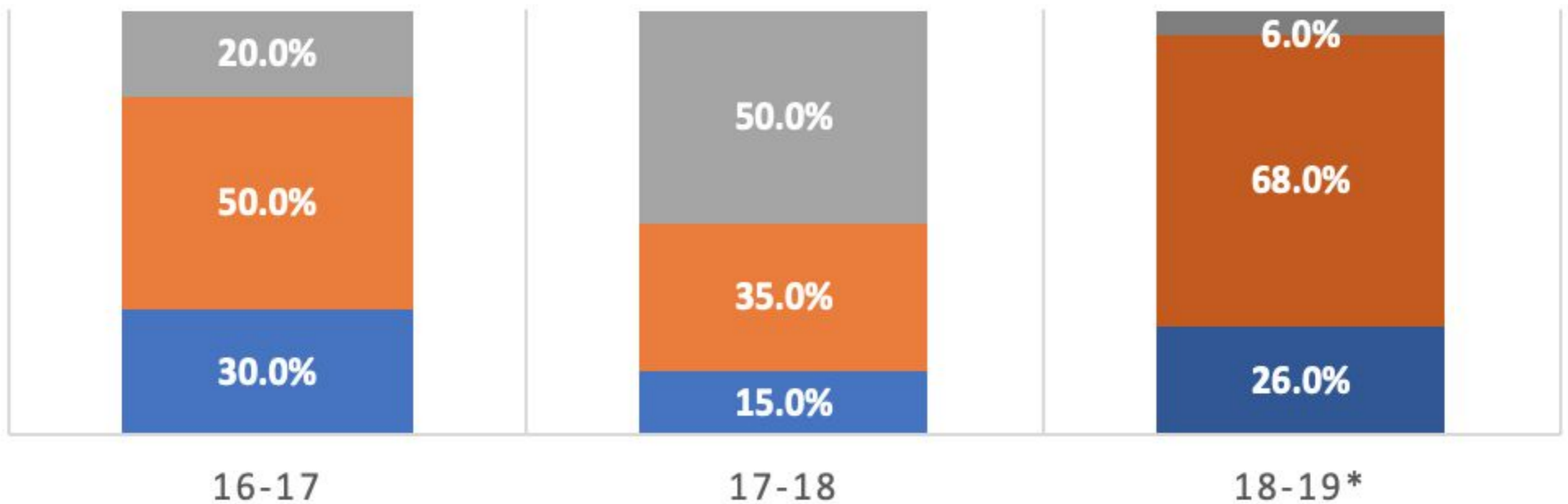
■ Not ■ Prof ■ Adv



# IA Assessment/ISASP 5th Grade Reading/ELA

## 5TH GRADE READING/ELA PROFICIENCY

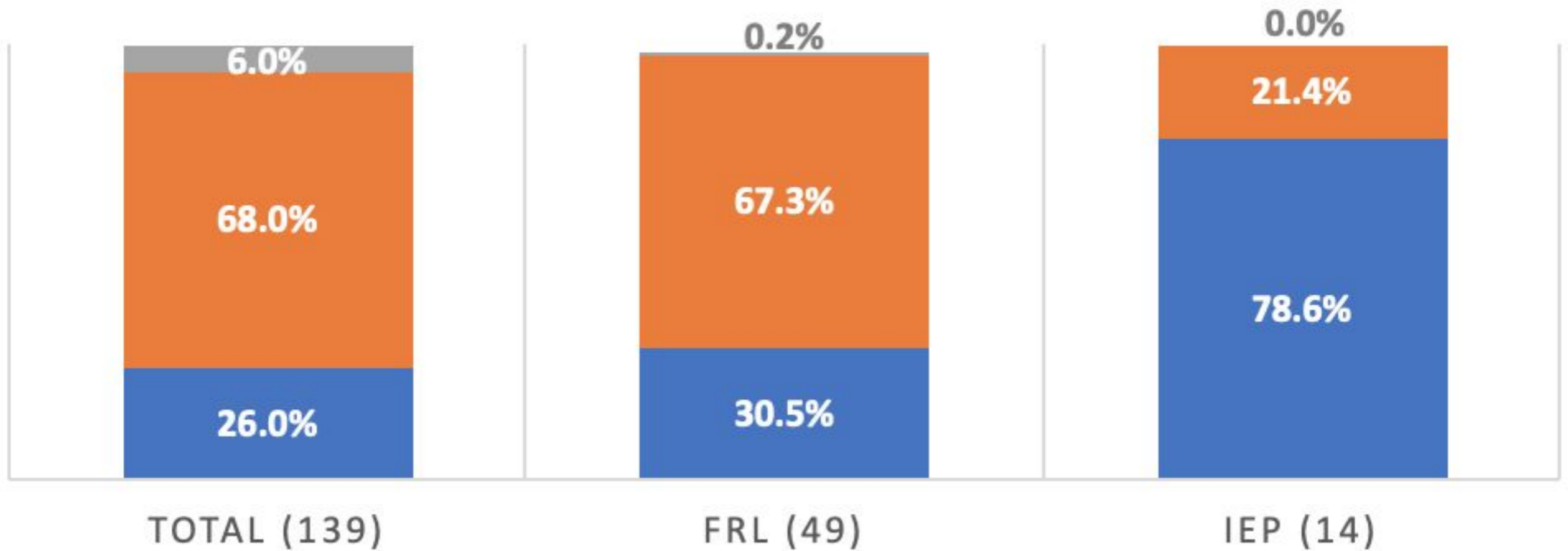
■ Not ■ Prof ■ Adv



# 5th Grade Reading/ELA Subgroup Data

## 5TH READING/ELA SUBGROUPS 18-19

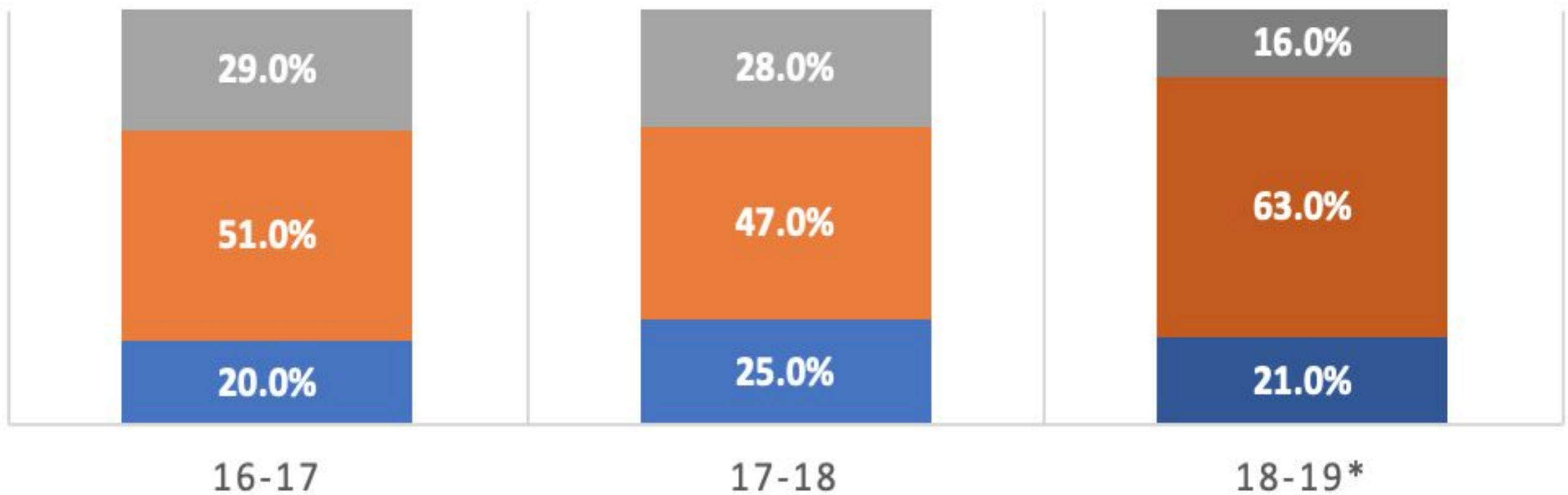
■ Not ■ Prof ■ Adv



# IA Assessment/ISASP 5th Grade Math

## 5TH GRADE MATH PROFICIENCY

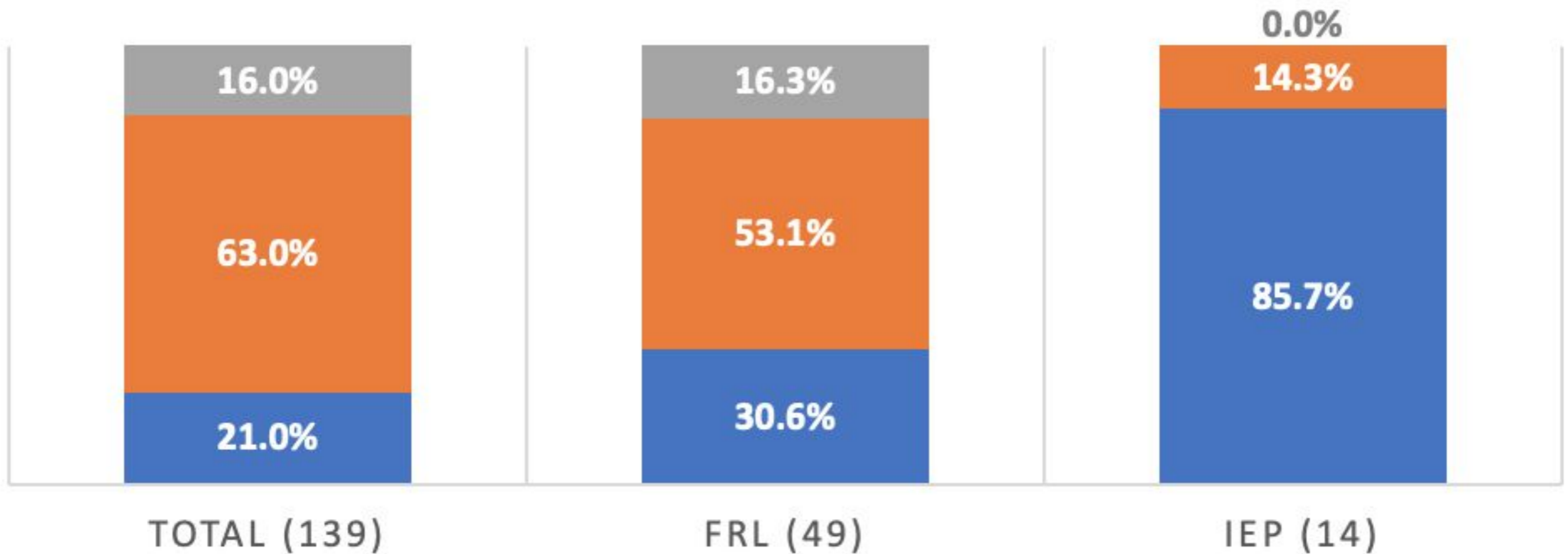
■ Not ■ Prof ■ Adv



# 5th Grade Math Subgroup Data

## 5TH MATH SUBGROUPS 18-19

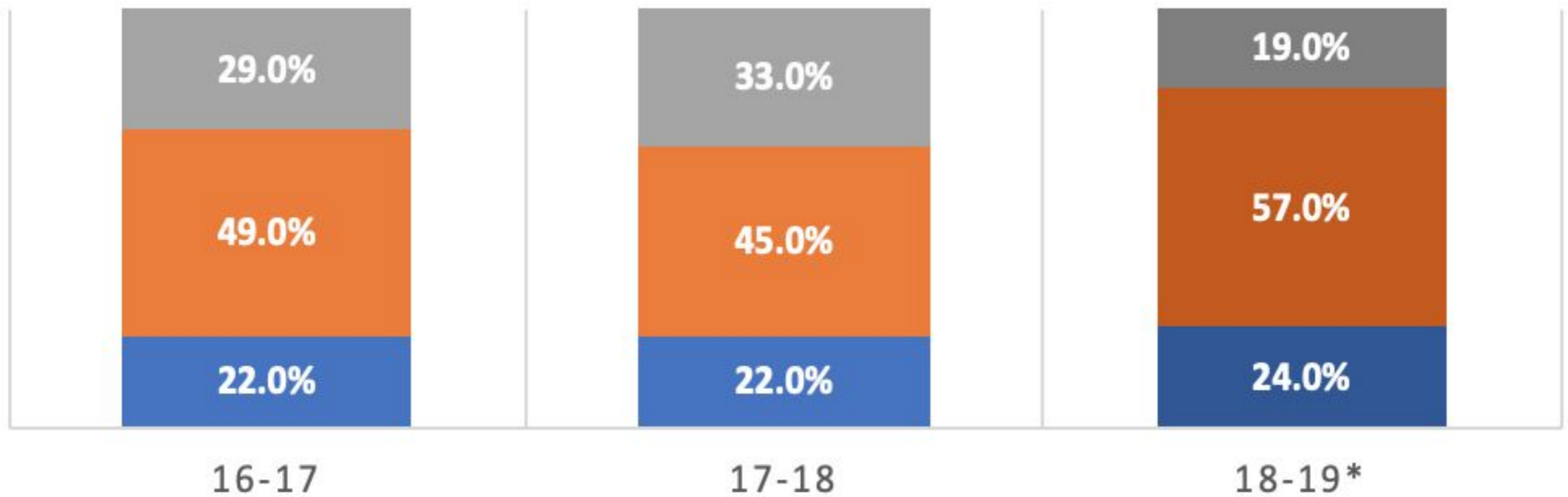
■ Not ■ Prof ■ Adv



# IA Assessment/ISASP 8th Grade Reading/ELA

## 8TH GRADE READING/ELA PROFICIENCY

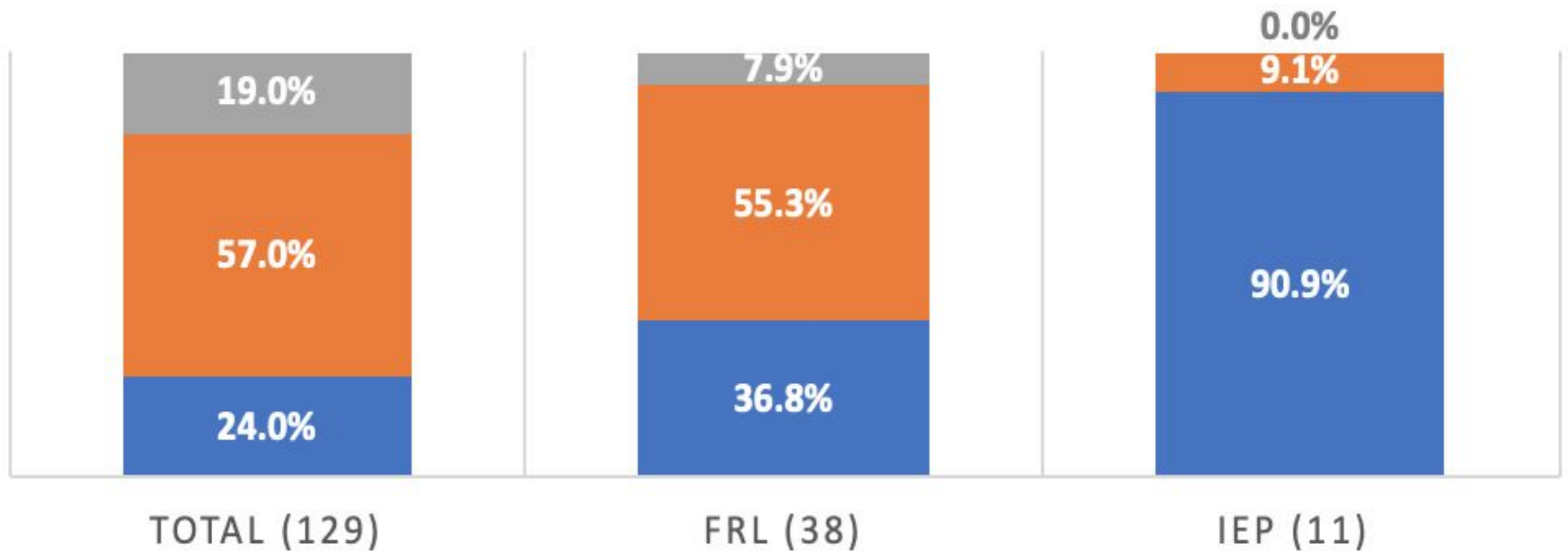
■ Not ■ Prof ■ Adv



# 8th Grade Reading/ELA Subgroup Data

## 8TH GRADE READING/ELA SUBGROUPS 18-19

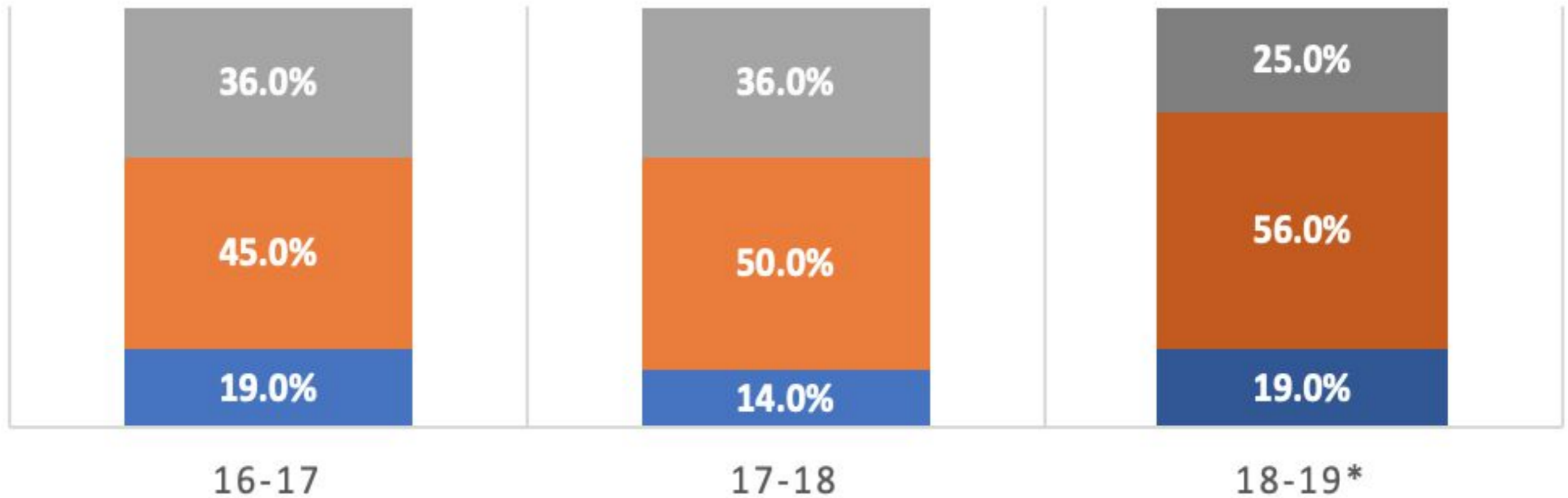
■ Not ■ Prof ■ Adv



# IA Assessment/ISASP 8th Grade Math

## 8TH GRADE MATH PROFICIENCY

■ Not ■ Prof ■ Adv

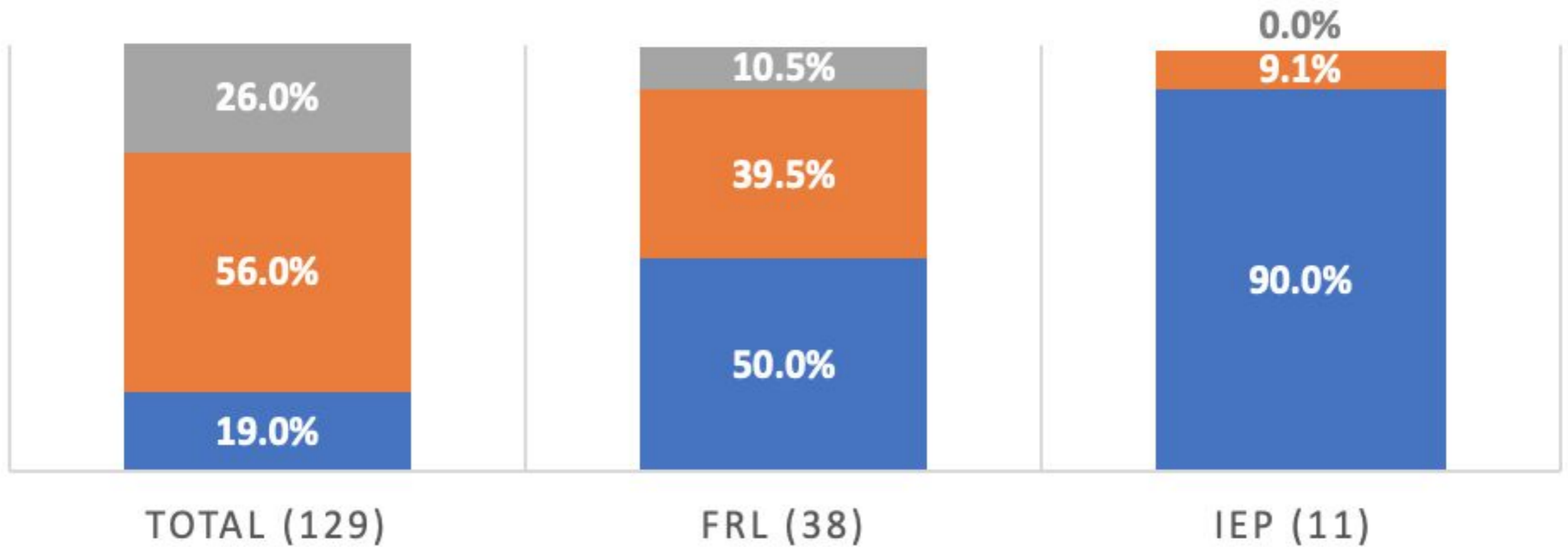




# 8th Grade Math Subgroup Data

## 8TH GRADE MATH SUBGROUPS 18-19

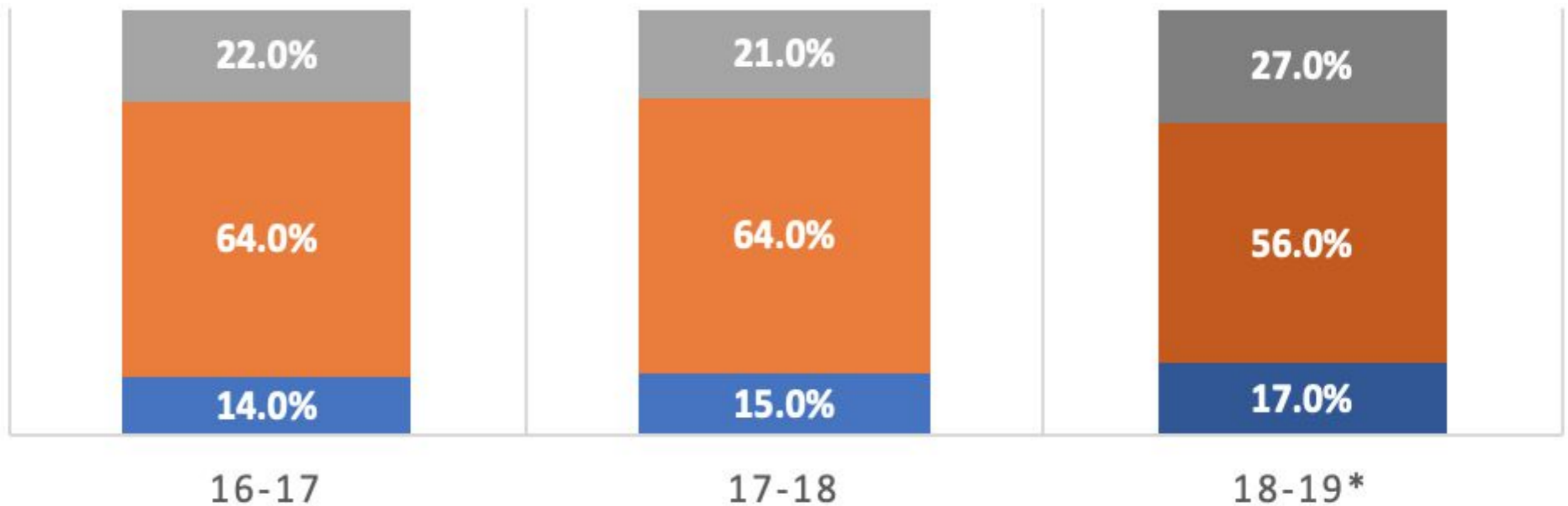
■ Not ■ Prof ■ Adv



# IA Assessment/ISASP 11th Grade Reading/ELA

## 11TH GRADE READING/ELA PROFICIENCY

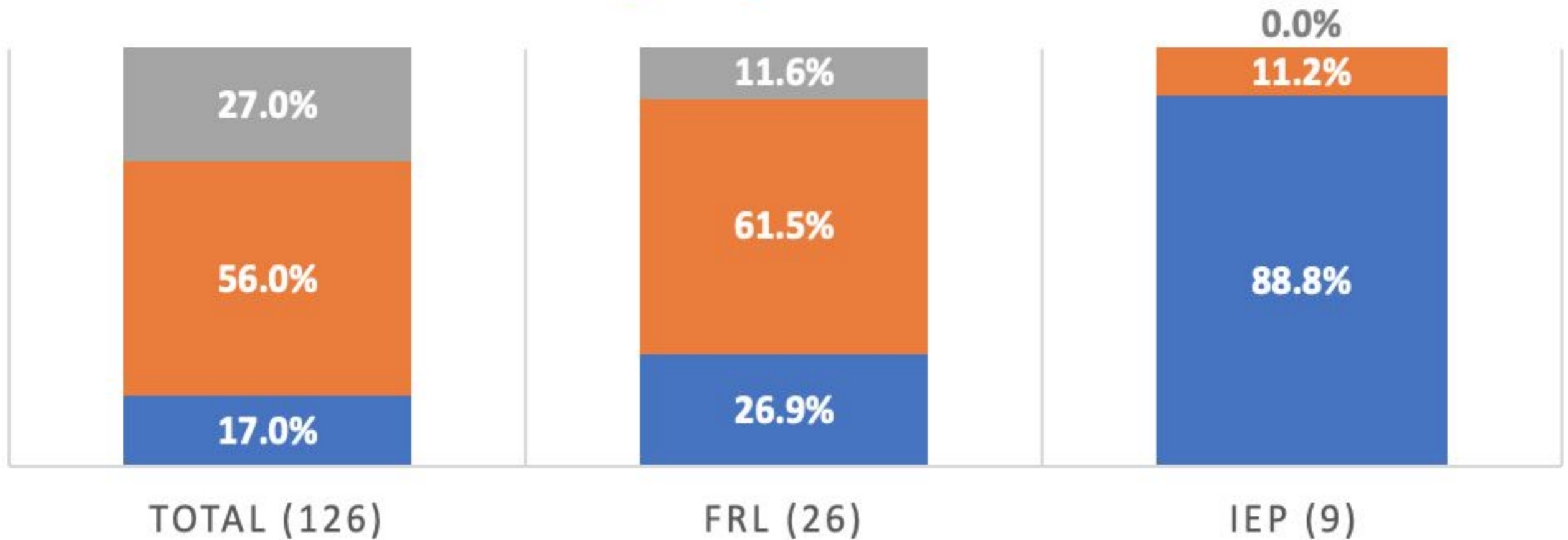
■ Not ■ Prof ■ Adv



# 11th Grade Reading/ELA Subgroup Data

## 11TH GRADE READING/ELA SUBGROUPS 18-19

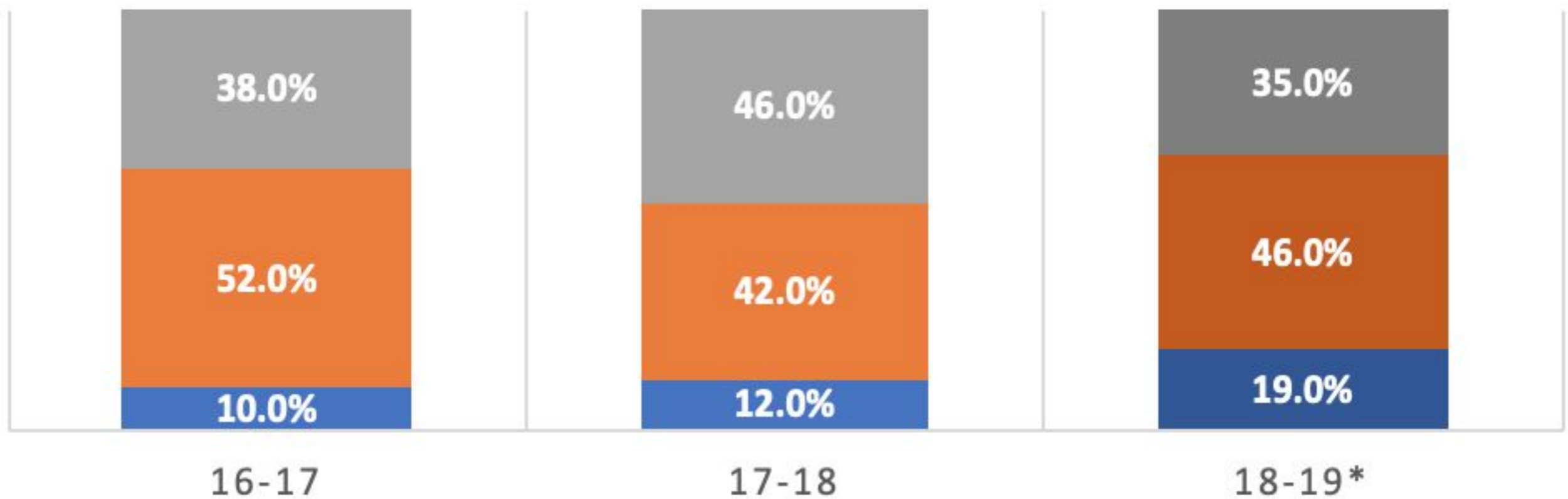
■ Not ■ Prof ■ Adv



# IA Assessment/ISASP 11th Math

## 11TH GRADE MATH PROFICIENCY

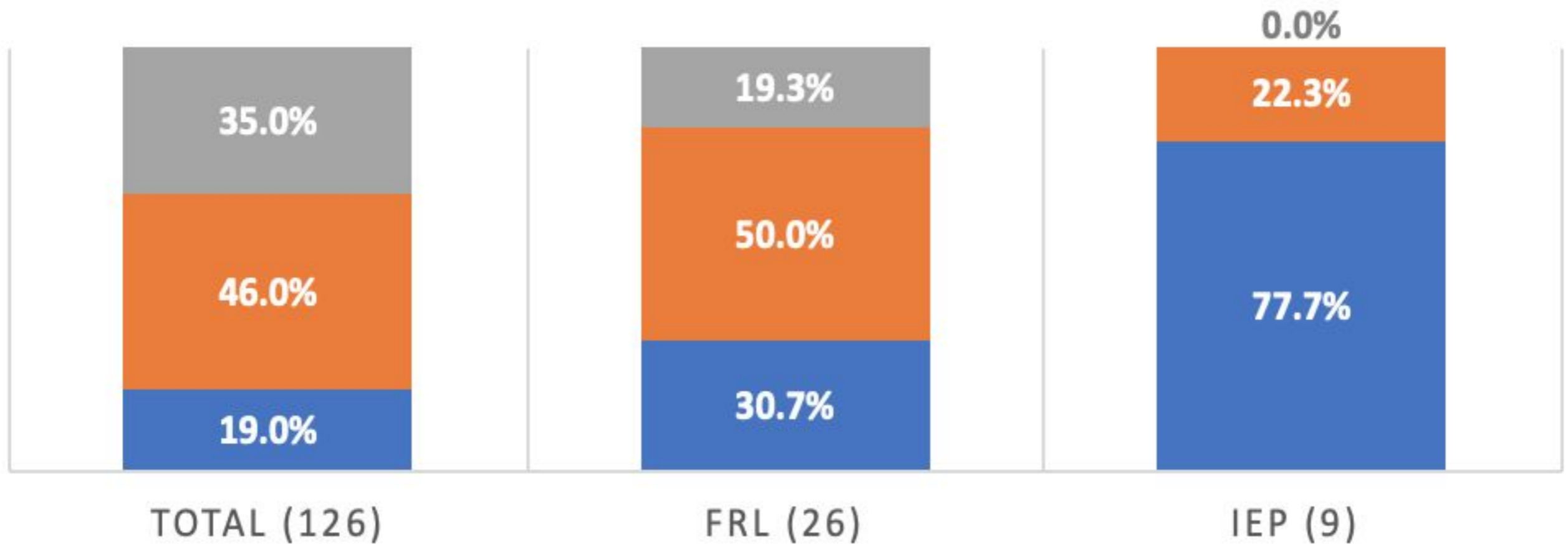
■ Not ■ Prof ■ Adv



# 11th Grade Math Subgroup Data

## 11TH GRADE MATH SUBGROUPS 18-19

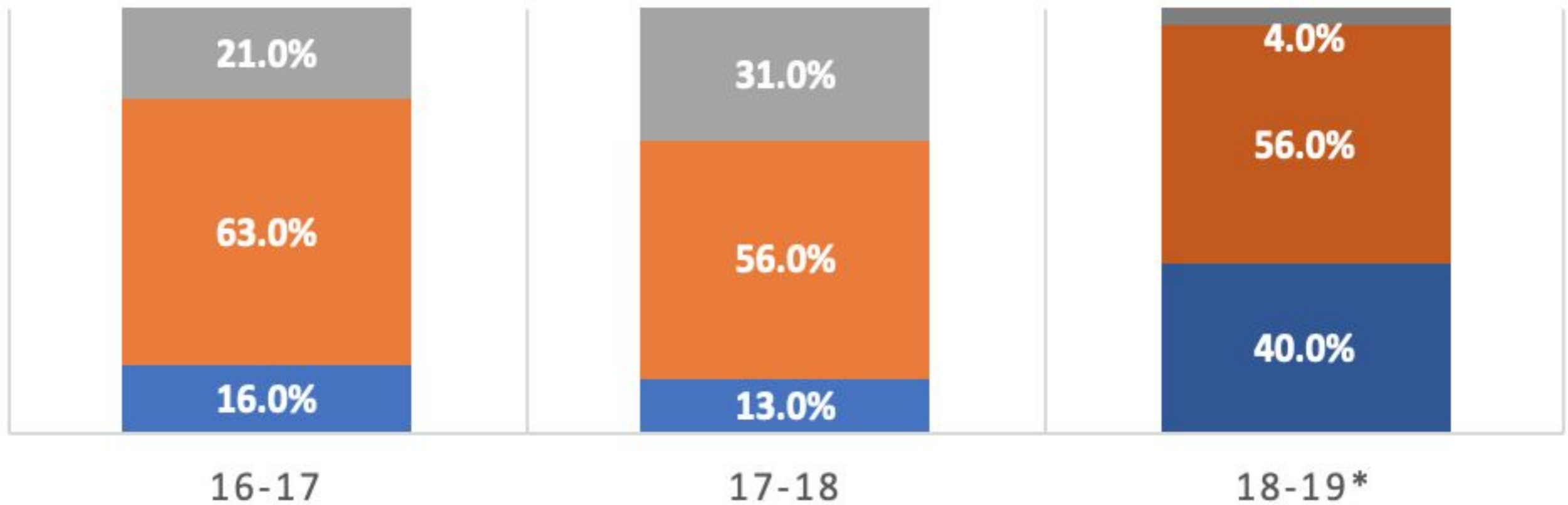
■ Not ■ Prof ■ Adv



# IA Assessment/ISASP 5th Grade Science

## 5TH GRADE SCIENCE PROFICIENCY

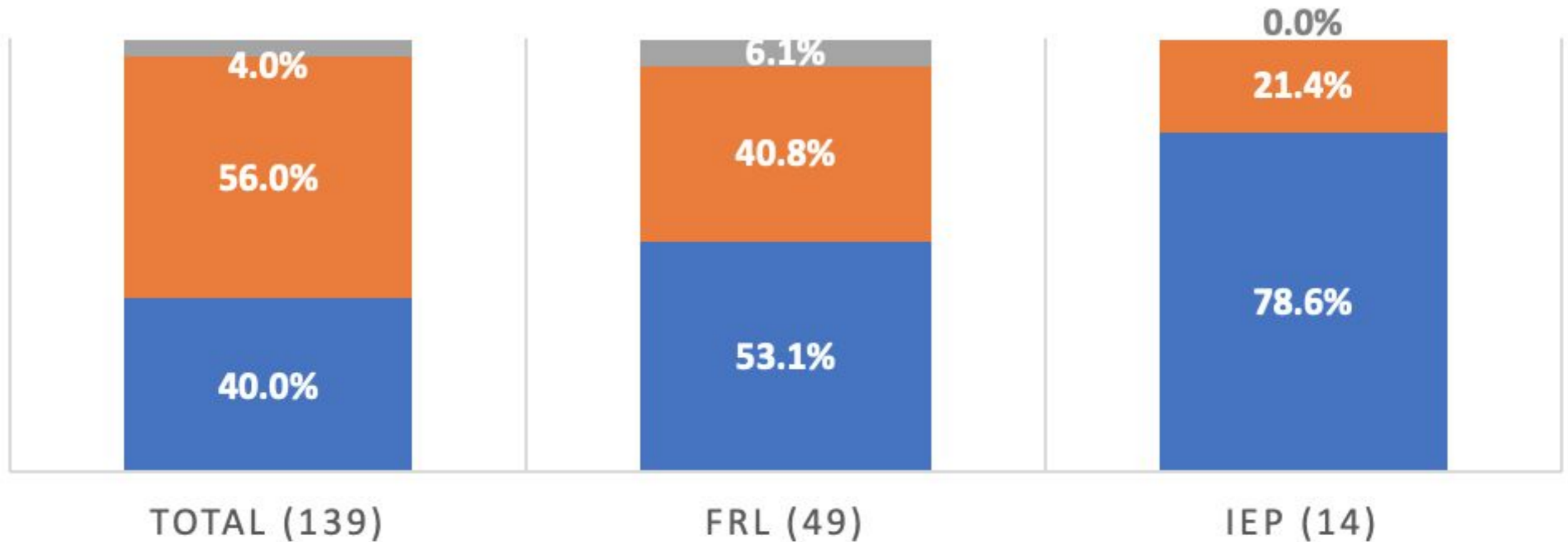
■ Not ■ Prof ■ Adv



# 5th Grade Science Subgroup Data

## 5TH GRADE SCIENCE SUBGROUPS 18-19

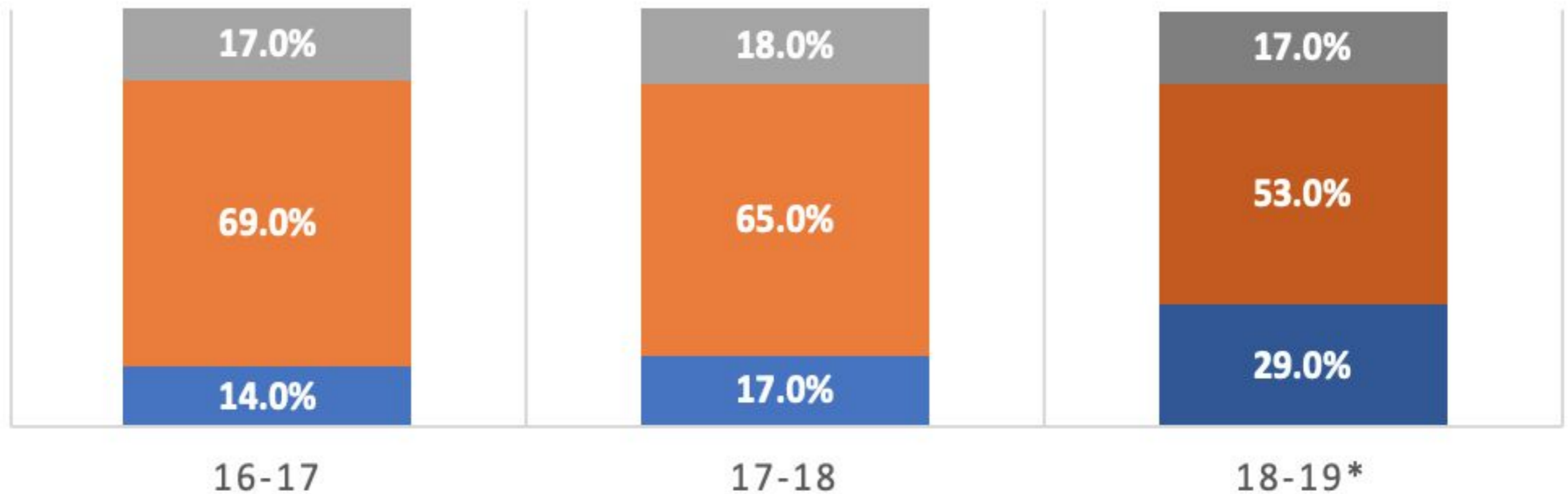
■ Not ■ Prof ■ Adv



# IA Assessment/ISASP 8th Grade Science

## 8TH GRADE SCIENCE PROFICIENCY

■ Not ■ Prof ■ Adv

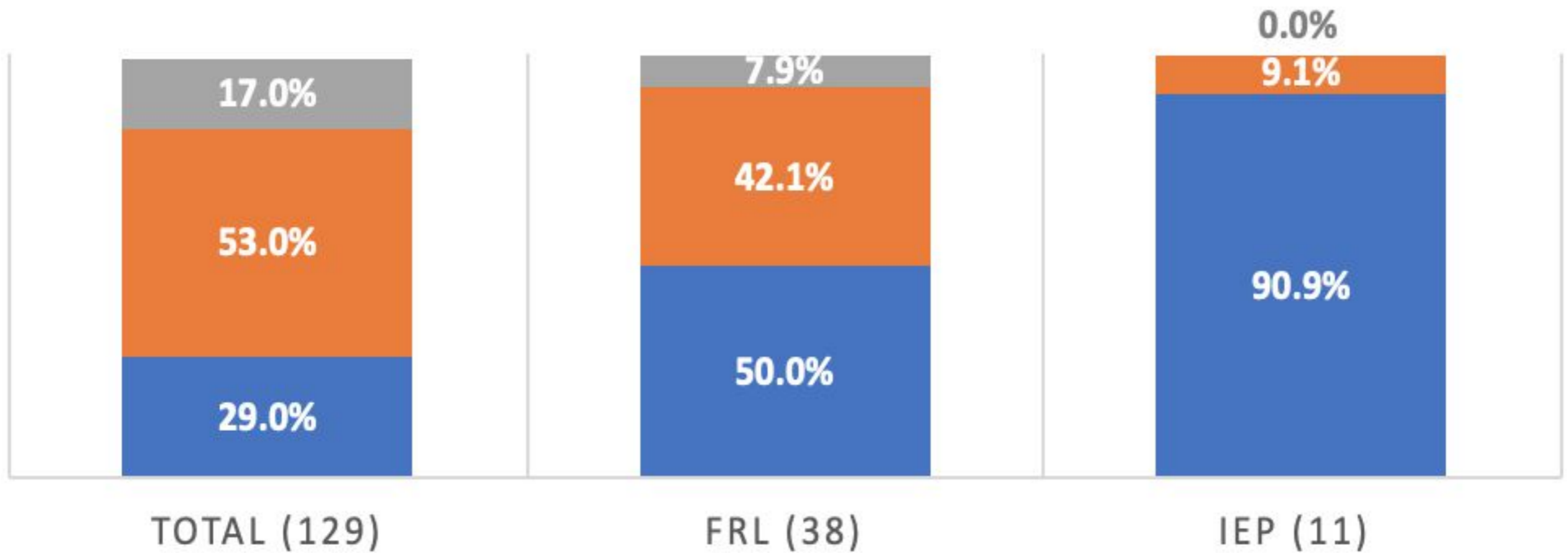




# 8th Grade Science Subgroup Data

## 8TH GRADE SCIENCE SUBGROUPS 18-19

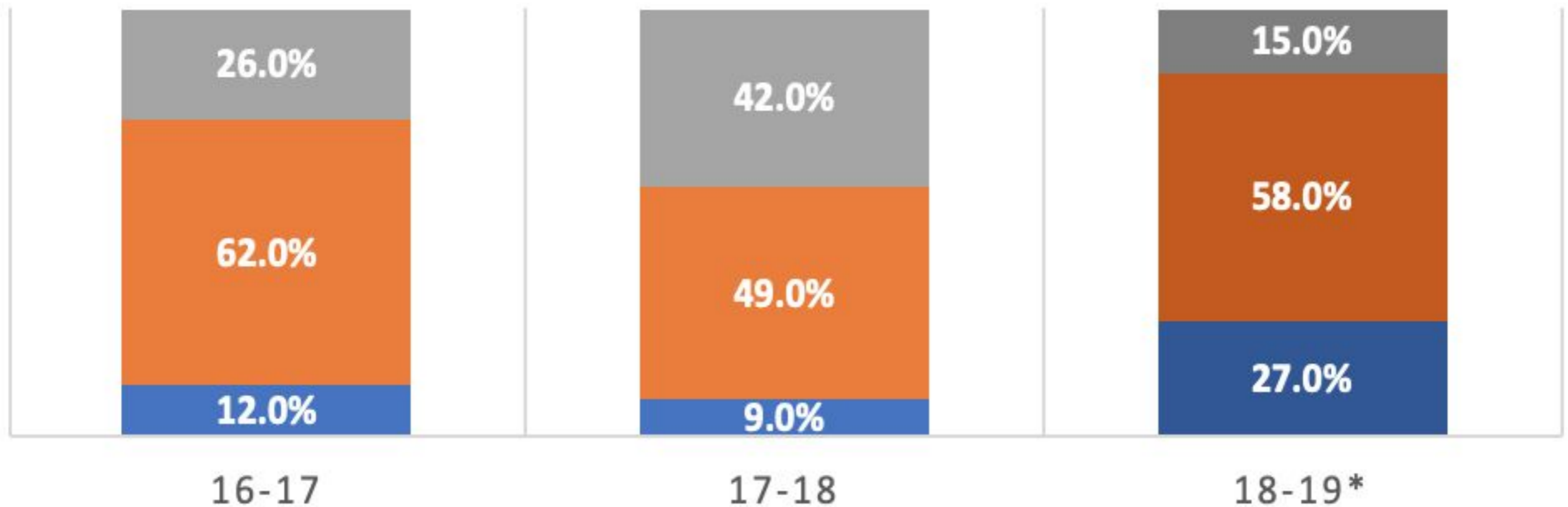
■ Not ■ Prof ■ Adv



# IA Assessment/ISASP 10th Grade Science

## 10TH GRADE SCIENCE PROFICIENCY

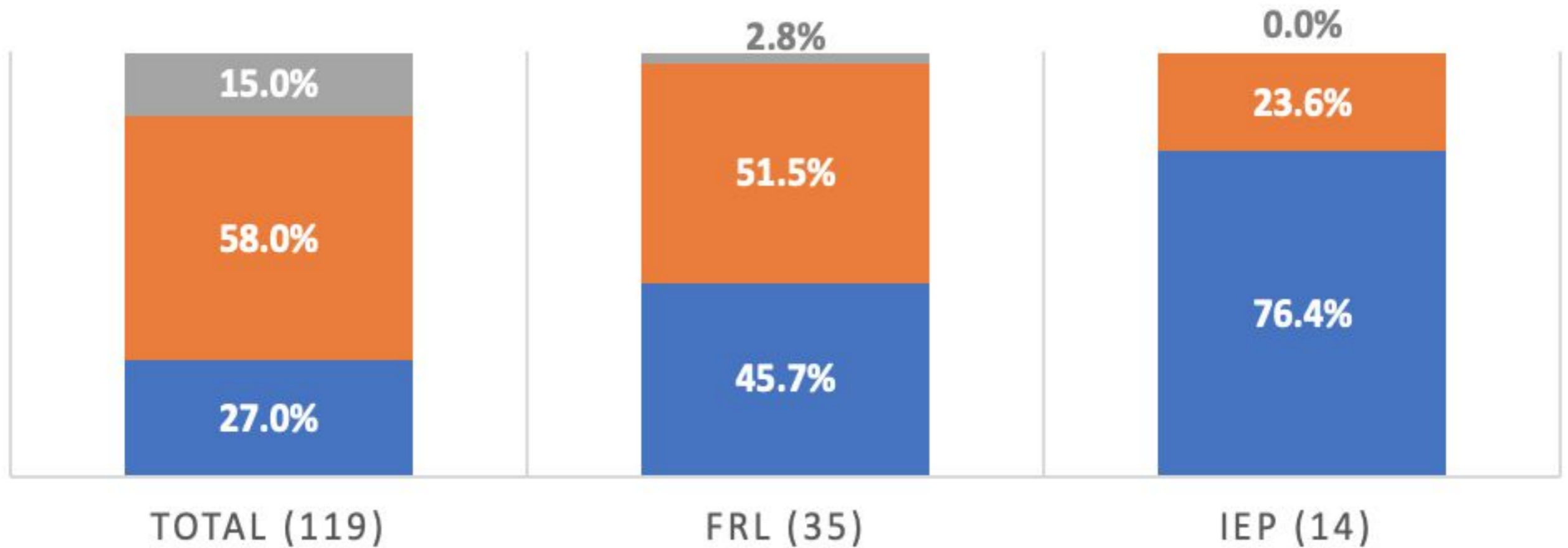
■ Not ■ Prof ■ Adv



# 10th Grade Science Subgroup Data

## 10TH GRADE SCIENCE SUBGROUPS 18-19

■ Not ■ Prof ■ Adv



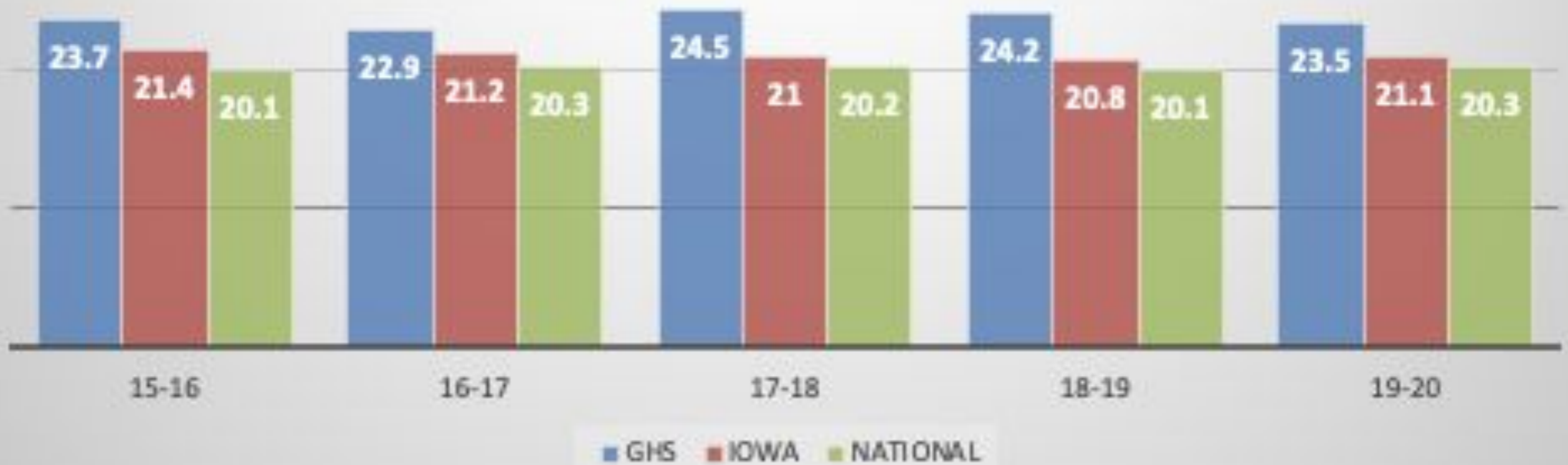
# ACT Avg. Composite Trend

## Avg. ACT Composite Scores

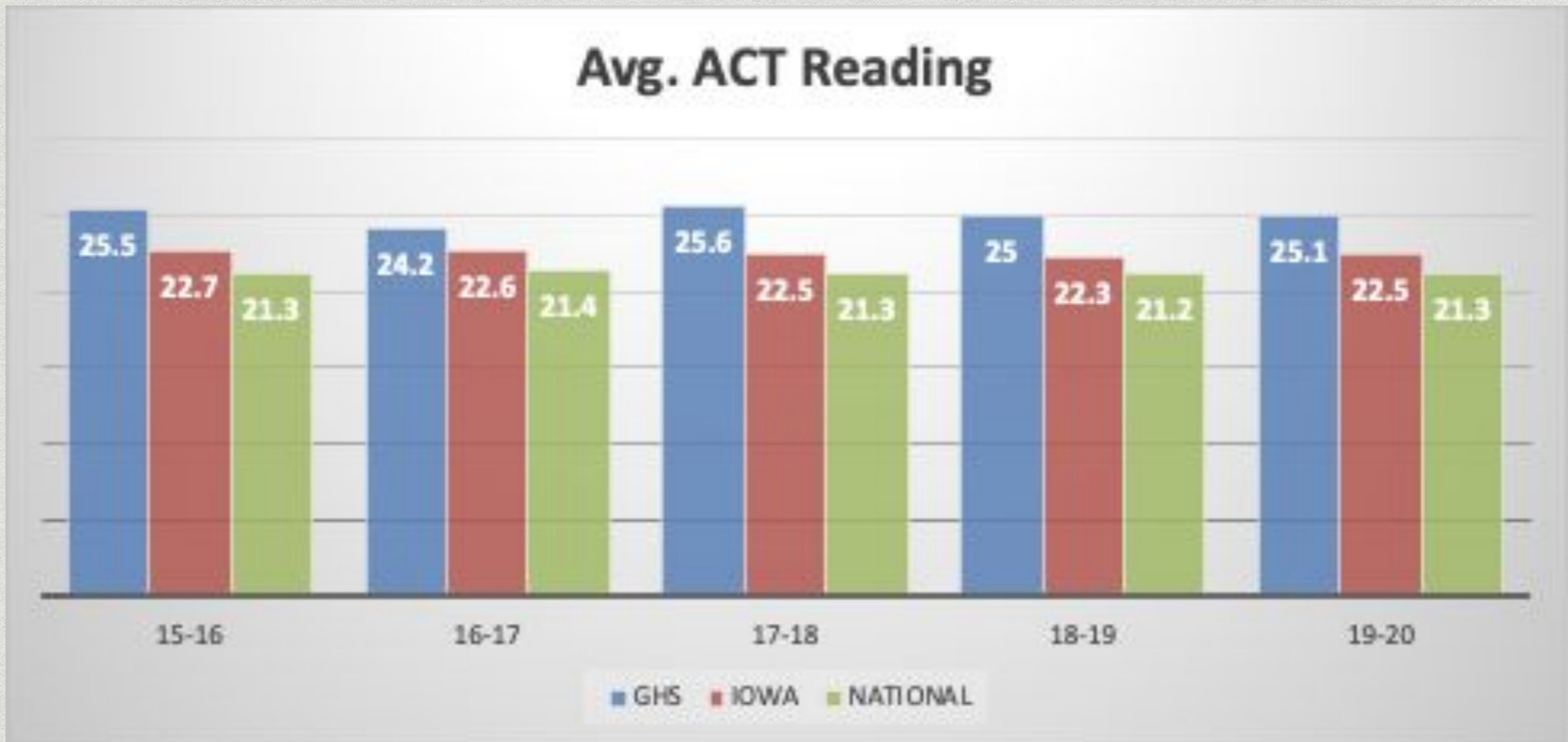


# ACT Avg. English Trends

**Avg. ACT English**

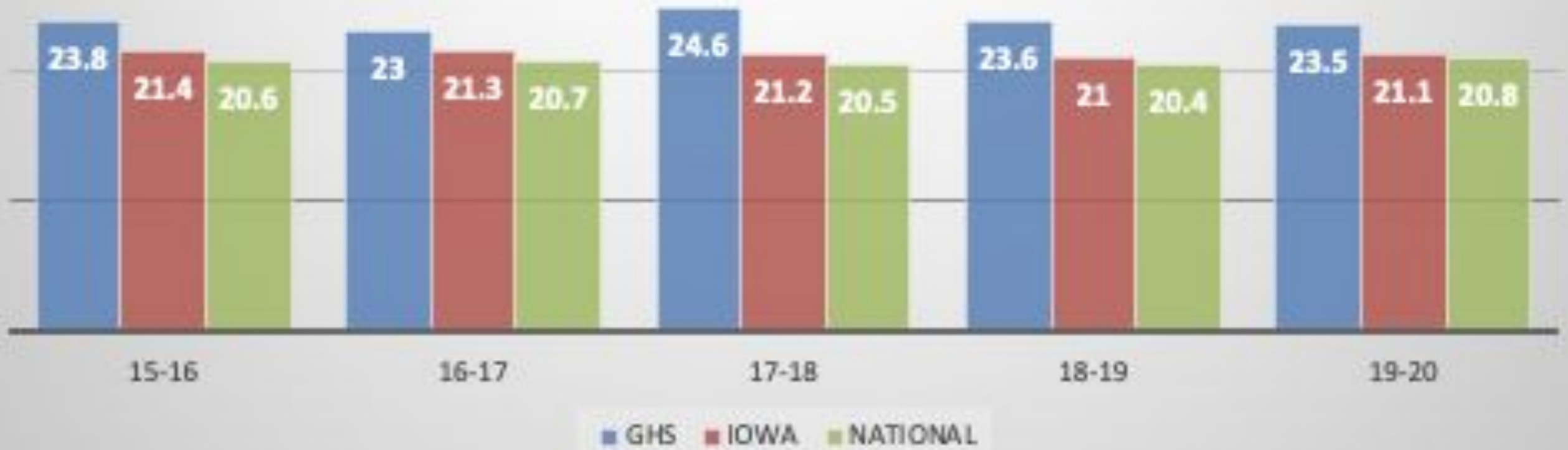


# ACT Avg. Reading Trends



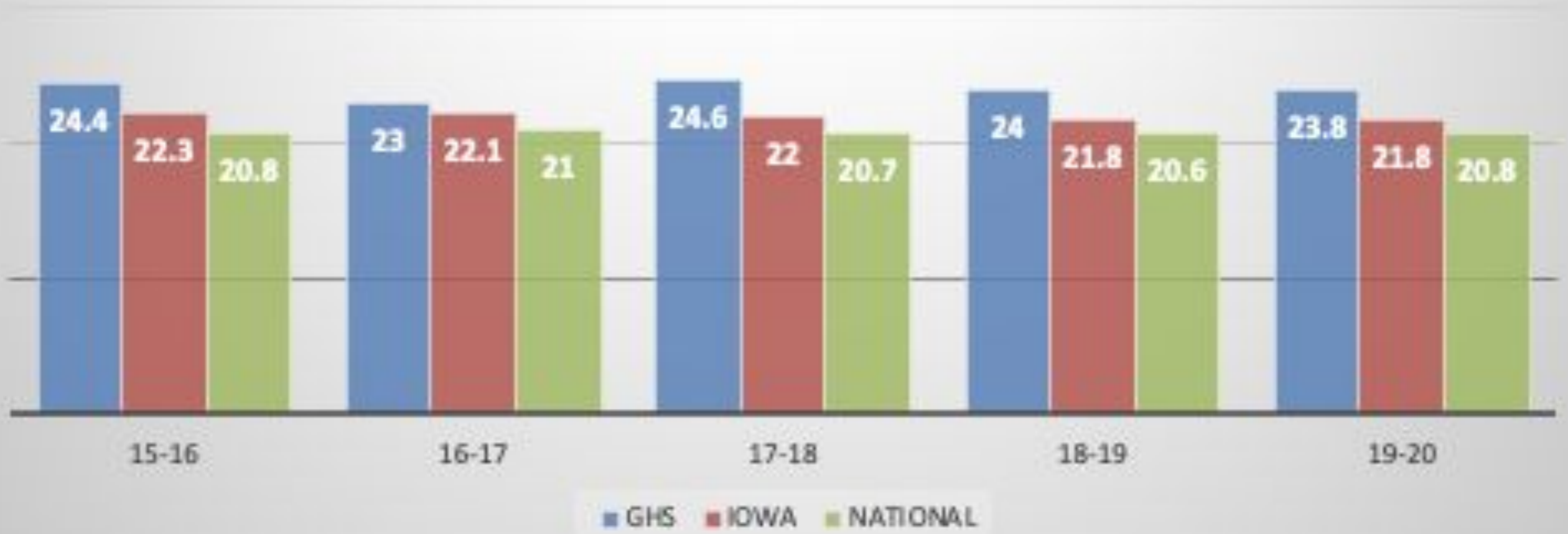
# ACT Avg. Math Trends

**Avg. ACT Math**



# ACT Avg. Science Trends

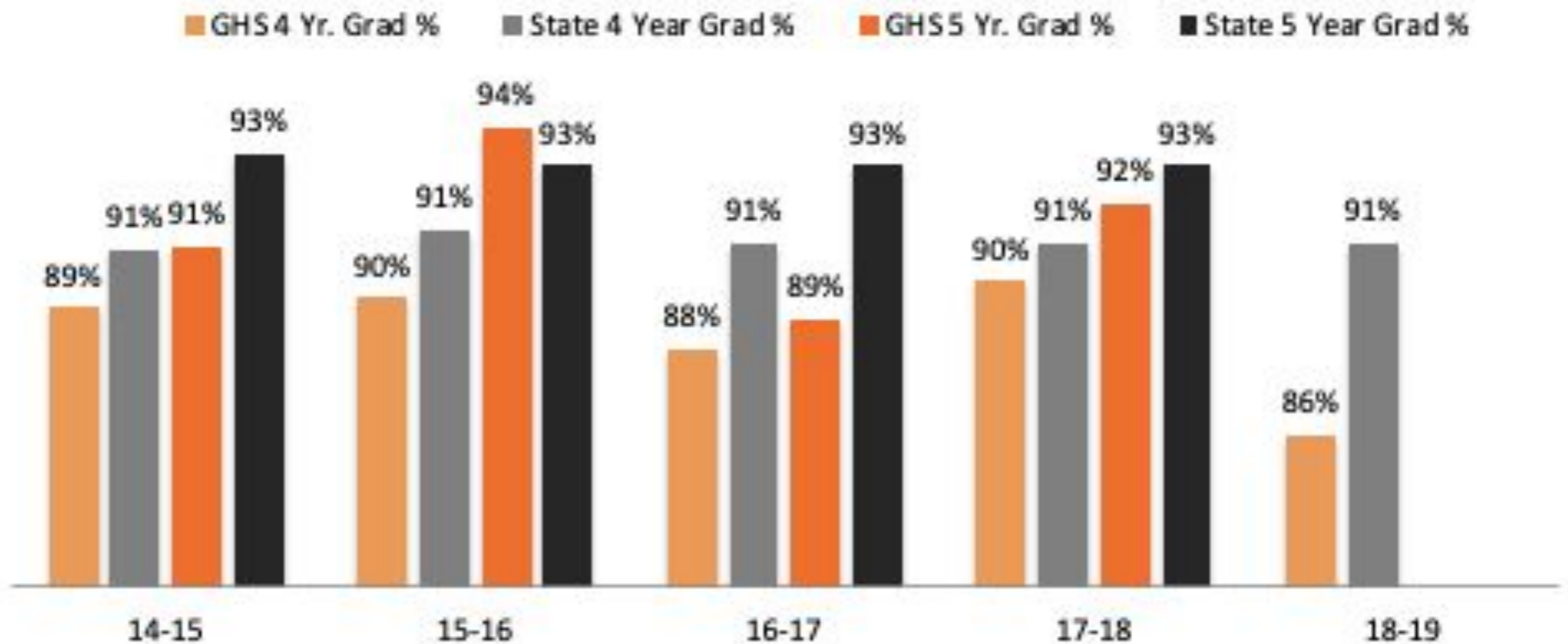
**Avg. ACT Science**



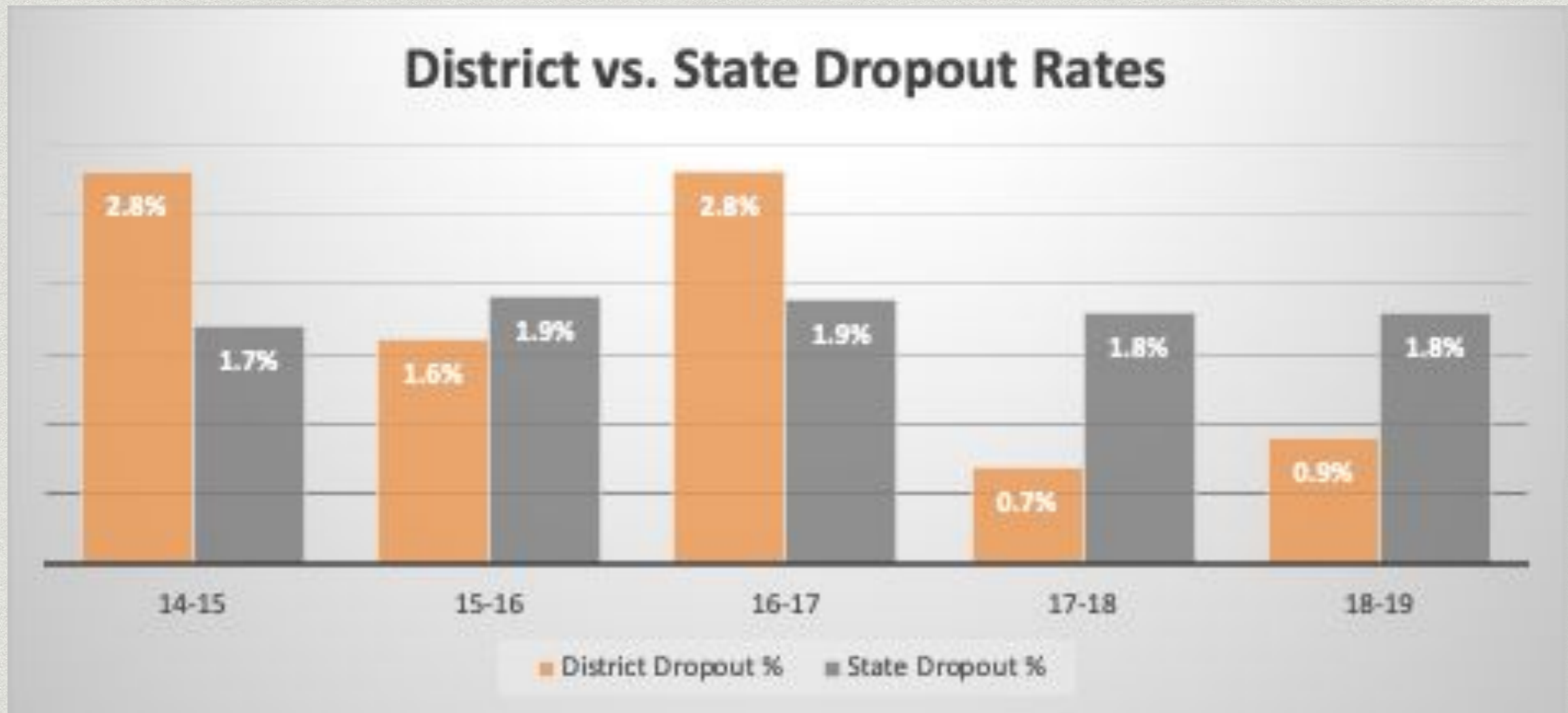


# Graduation Rates: Most recent as released by the Dept. of Ed.

## GHS vs. State Grad Rates (4 yr & 5 yr)



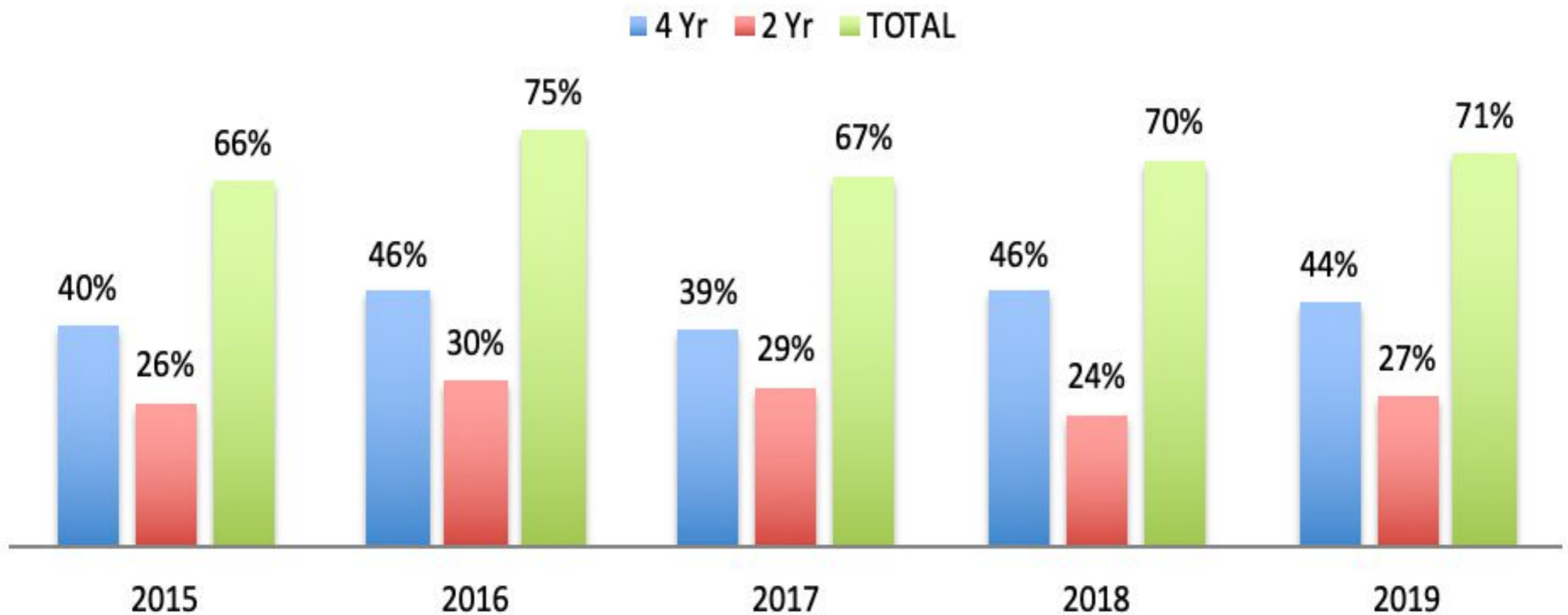
# Dropout Rates



# Post-Secondary Enrollment: By Institution Type

## College Enrollment by Institution (4 Year vs. 2 Year)

\* Enrollment in post-secondary 1 year after high school

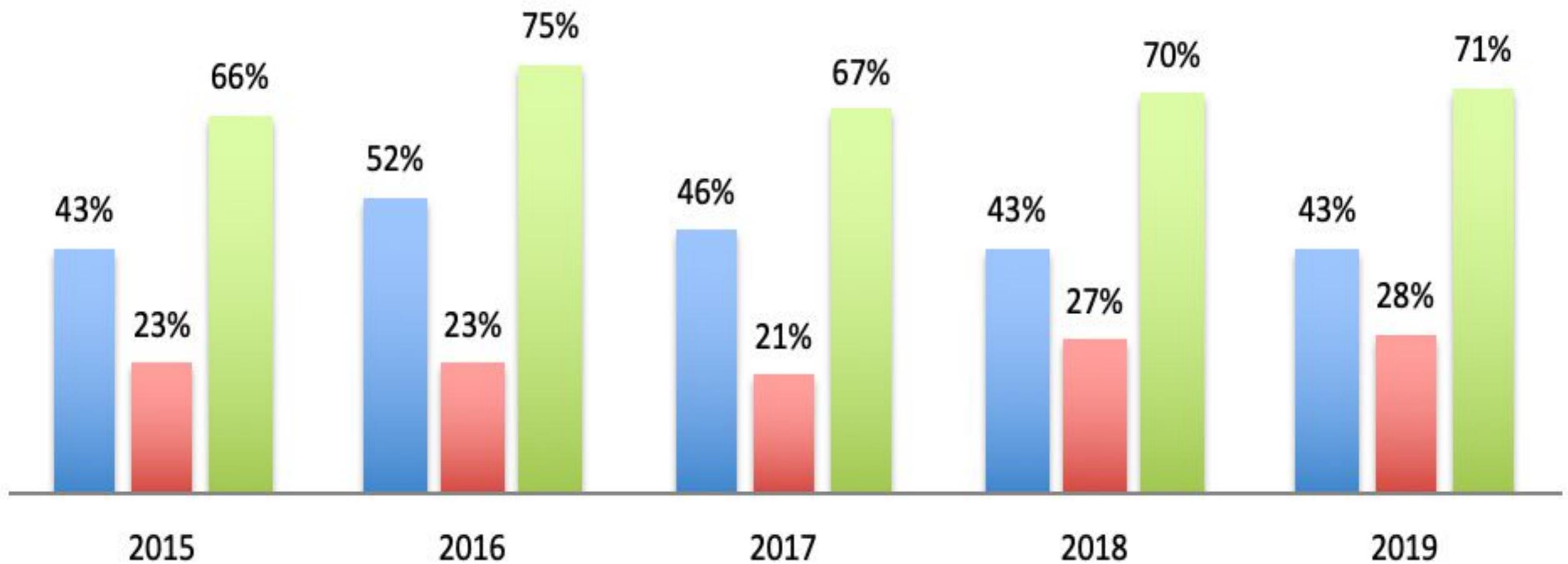


# Post-Secondary Enrollment: By Institution Type

## College Enrollment by Institution (Public vs. Private)

\* Enrollment in postsecondary 1 year after high school

Public Private TOTAL



# Celebrations

## **Elementary**

Reading / Writing Workshop/School Wide Resources fully implemented  
Mindfulness Activities / Yoga in Schools Program  
Relationship Focus  
5-2-1-0 School Designations  
PLTW Exemplary School Recognition  
Americorps Online Summer Programming  
Enrichment Summer Programming put on by GNCSD staff  
Virtual and In-Person Learning Opportunities  
National Board Process for Educators

## **Middle School**

Live zoom opportunities  
Academic Honors awards  
Weekly grade level Good News Call of the Week  
STRIVE postcards  
Big Brother/Big Sisters  
Zoom/socially distanced clubs  
Implementation of online learning and on-site learning

## **High School Extracurriculars**

- Former GHS FB Coach Jim Dunne inducted to Iowa High School Football Coaches Hall of Fame
- Football qualified for playoff quarterfinals
- Tiger Paws earned 3th, 4th & 5th at state competition- All soloist received division 1 ratings

## **High School Assessment & Curriculum Work**

- NCRC Assessment (National Career Readiness Certificate) given to all 11th graders this year
- Increased PSAT & PSAT10 testing for 9th & 10th graders
- Will use ACCUPLACER for non-ACT students in the spring of Junior Year for CC admission
- College & Career Readiness Credit Requirement in Development for 2021-22 & beyond
- Apprenticeship Programs in development for 2021-22

# Questions

# GRINNELL-NEWBURG SCHOOL DISTRICT



**STATE OF THE DISTRICT  
ADMINISTRATION PRESENTATION  
December 9, 2020**

# OUR VISION AND MISSION



## Mission:

The Grinnell-Newburg School District, in partnership with the entire community will empower every student to become a lifelong learner who is a responsible, productive, and engaged citizen within the global community.

## Vision:

Every student is achieving at his or her maximum potential in an engaging, inspiring, and challenging learning environment.





# District Goals 2018-2023

- Goal # 1 Embrace flexible and collaborative instructional offerings to foster high levels of student achievement and prepare students for their futures in all content areas, with special emphasis on improving literacy, math, science, and career and college readiness.
- Goal # 2 Create productive learning environments that utilize exemplary professional practices linked to creativity, collaboration, communication, and critical thinking activities.
- Goal # 3 Equip safe and secure an inclusive environment for our students, staff, community, and families.
- Goal #4 Engage families & community partners to support student intellectual, social & emotional learning.
- Goal # 5 Provide efficient, effective, and equitable use of resources to support District programs.

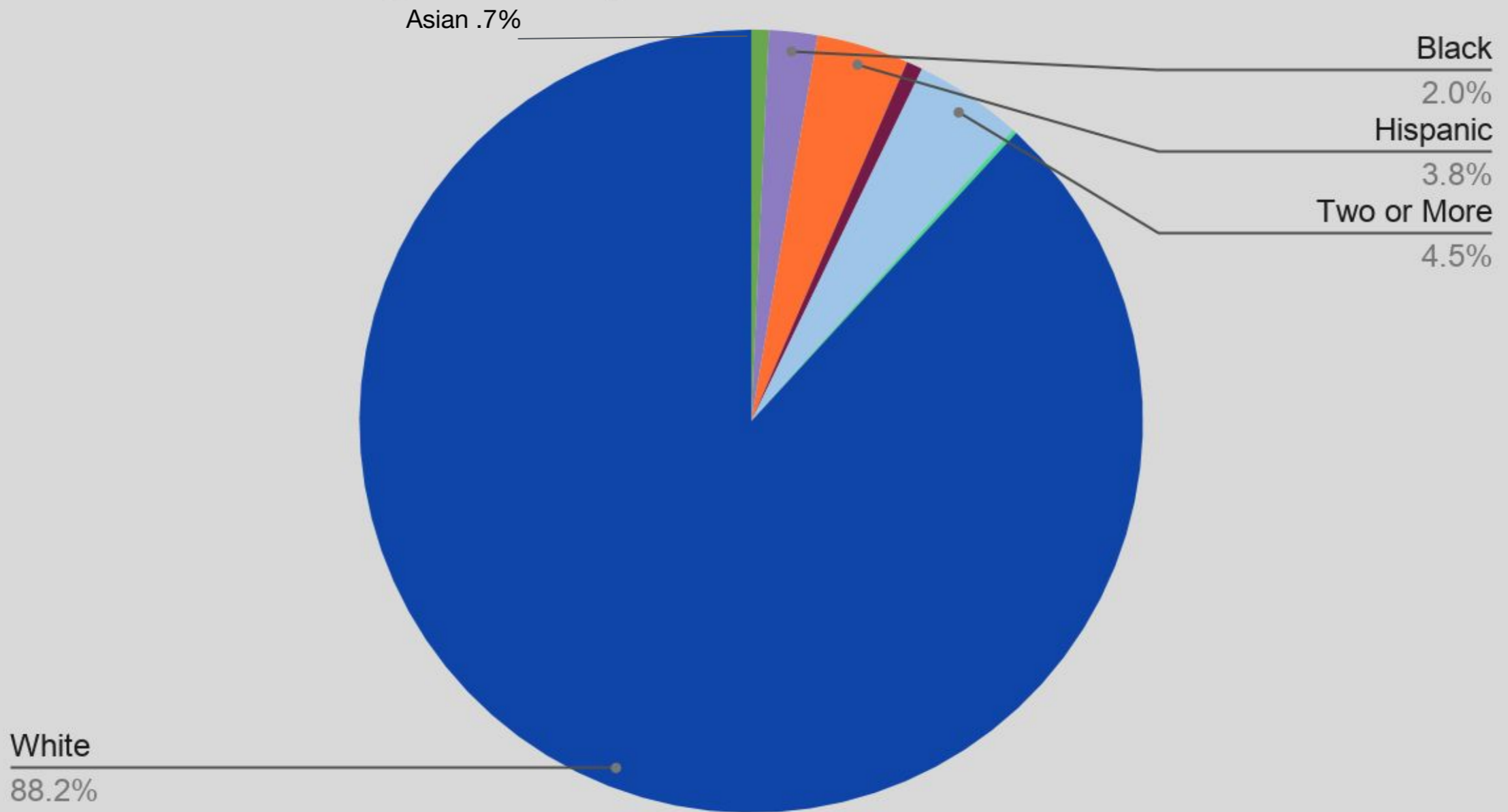
# District Profile

- K-12 School District
  - Serve square miles: 220
  - 5 schools:
    - 2 Primary (K-2 and PreK-2)
    - Grade level 3-4
    - Middle School
    - High School
  - Total Number of Students: 1663
    - Includes FV 3 year olds, Pre-K, Open Enrolled In and dual enrolled students
    - VVC courses taken or signed up
  - Average teachers years experience: 13.9
  - Teacher Retention Rate (years of service): 10
  - Teachers with Master's Degree: 60
- National Board Certified Teachers: 4
- Teachers Enrolled in NBTC: 11
- Total Staff: 305
- Certified (teachers/counselors/nurses): 144
  - Non-certified (paras/admin. asst./other.): 90
  - Bus Drivers/Cooks/Non Teacher Coaches: 55
  - Department Heads, principals, Dean/AP: 14.5
  -



# Grinnell Newburg School District October 30, 2020 Ethnicity

Grinnell-Newburg Ethnicity October 2020



# Student Population

## As of

- **Special Education students served**
  - **215 Resident Students (246 weighted enrollment) 13%**

- **English Language Learners: 16 .01%**

- **Free and Reduced**

- **Free 398**
- **Reduced 54**
  - **District 27.8%**

- **Homeless: 11**

### **K-2:**

Enrichment: 39 Reading  
38 Math

Subjected accelerated:9 total students

### **Davis TAG:**

3rd Grade: 15 students

4th Grade: 22 students

Math Accelerated Students (Subject Acceleration and Telescoping): 11 students

### **GMS: TAG**

5th - 18 students

6th - 25 students

7th - 26 students

8th - 22 students

Math Subject Accelerated: 76

### **GHS: TAG/ELP:**

9th Grade - 19 Students

10th Grade - 20 Students

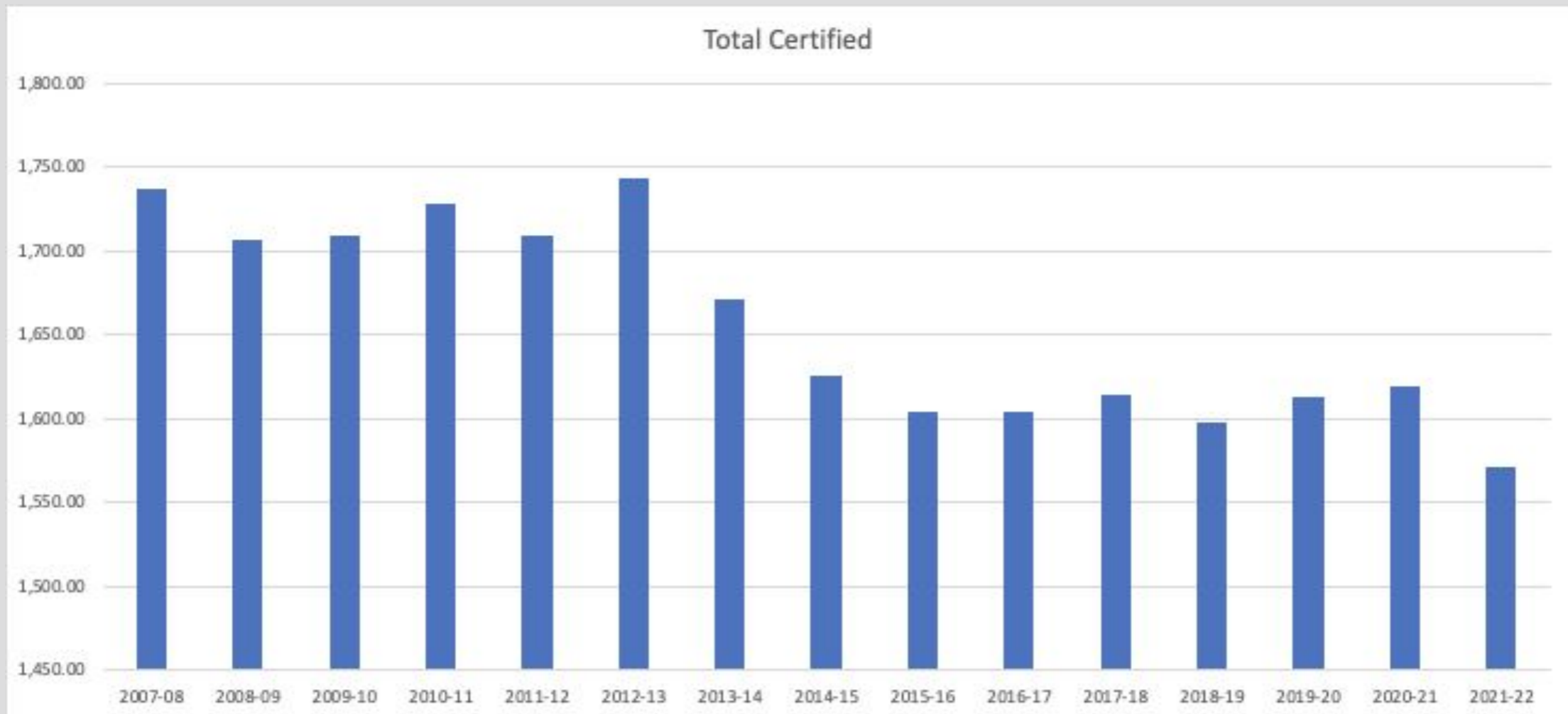
11th Grade - 15 Students

12th Grade - 15 Students

# Current Head Count 10-30-20

Grade	10/30/17	10/30/18	10/30/19	10/30/20
Pre-K	140	143	143	96
K	96	110	120	112
1	100	97	117	116
2	127	105	100	107
3	139	135	109	102
4	141	139	141	110
5	115	139	143	136
6	127	116	138	136
7	128	132	108	140
8	118	130	137	109
9	126	123	134	124
10	132	124	122	136

# Certified Enrollment Trends



- Data includes open enrolled out students and partial students for: dual enrolled and 4 year preschool
- Does not include open enrolled in students or 3 or 5 year preschool students

# Staffing 2020

\*Includes all staff included in Master Contract

Certified High School Teachers- 42 (includes Consortium and Counselors, does not include nurse)

High School Paras - 15 (only includes paras included in the master contract)

Certified Middle School Teachers-41 (includes BI, Counselors & Social Worker, does not include nurse)

Middle School Paras - 17

Certified Davis Elementary Teachers- 21 (includes Counselor)

Davis Elementary Paras 10

Certified Bailey Park Elementary Teachers- 20 (include Counselor)

Bailey Park Elementary Paras - 7

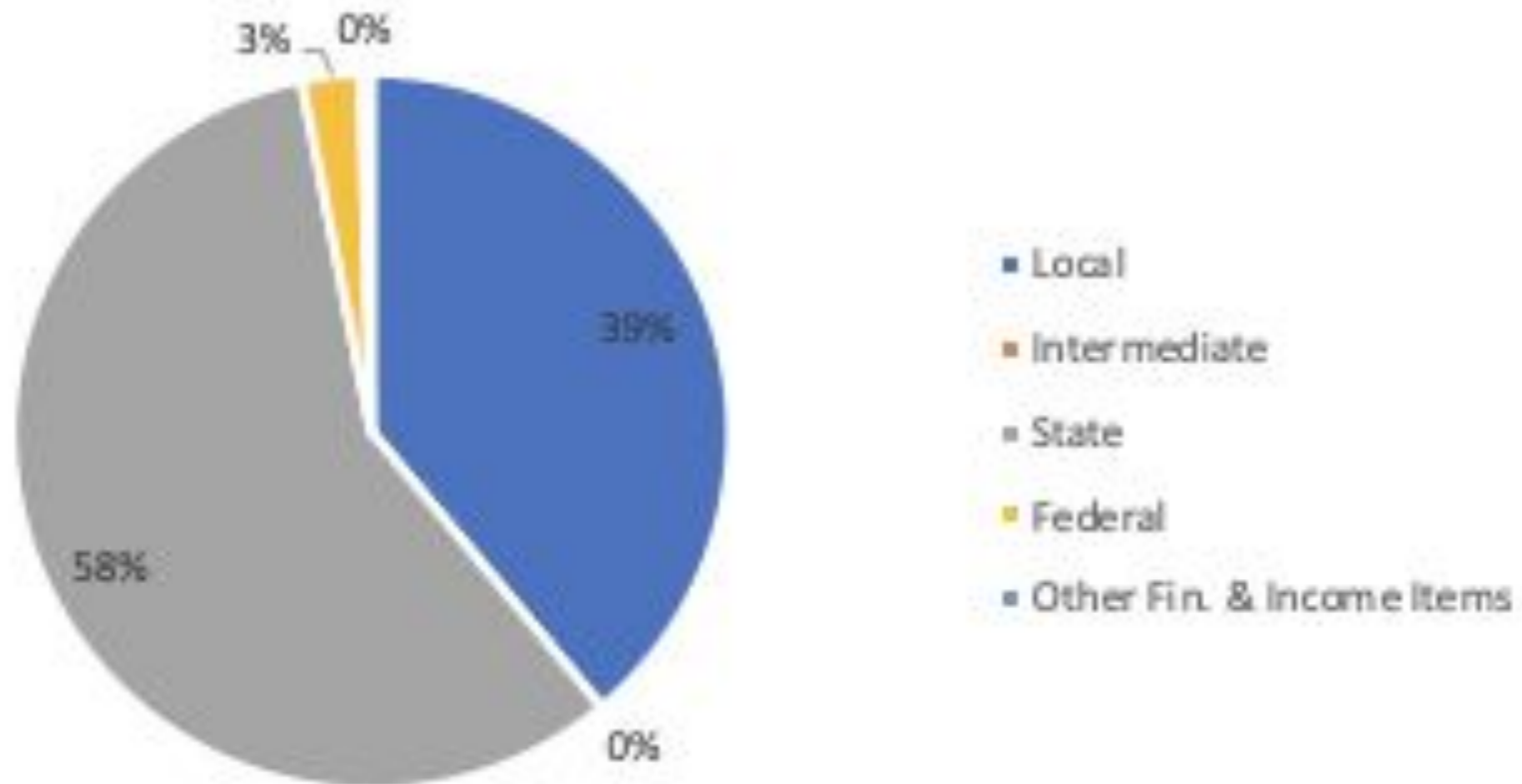
Certified Fairview Elementary Teachers- 20 (includes PK staff, includes Social Workers)

Fairview Elementary Paras - 14

(includes PK staff)

# District Finances-Revenues

FY20 Revenues





# District Finances-Expenditures

FY20 Expenditures



# Financial State of the District

<b>Grinnell-Newburg</b>						
<b>General Fund - Historical Summary</b>						
<b>REVENUE</b>	<b>ACTUAL REVENUE / EXPENDITURES</b>					
	<b>FY - 2015</b>	<b>FY - 2016</b>	<b>FY - 2017</b>	<b>FY - 2018</b>	<b>FY - 2019</b>	<b>FY - 2020</b>
Local	\$6,491,301	\$6,738,280	\$7,277,613	\$7,952,244	\$7,798,147	\$7,457,524
Intermediate	\$0	\$0	\$0	\$0	\$0	\$0
State	\$9,377,873	\$9,515,873	\$10,449,151	\$10,491,141	\$10,561,914	\$11,102,345
Federal	\$571,360	\$522,189	\$497,626	\$568,934	\$746,208	\$507,318
Other Fin. & Income Items	\$28,664	\$43,685	\$16,508	\$90,197	\$146,903	\$90,138
<b>TOTAL REVENUE</b>	<b>\$16,469,198</b>	<b>\$16,820,027</b>	<b>\$18,240,898</b>	<b>\$19,102,515</b>	<b>\$19,253,172</b>	<b>\$19,157,324</b>
<b>EXPENDITURES</b>	<b>ACTUAL REVENUE / EXPENDITURES</b>					
	<b>FY - 2015</b>	<b>FY - 2016</b>	<b>FY - 2017</b>	<b>FY - 2018</b>	<b>FY - 2019</b>	<b>FY - 2020</b>
Salaries	\$10,581,800	\$11,051,731	\$11,483,177	\$11,535,044	\$11,875,449	\$12,086,900
Employee Benefits	\$3,192,897	\$3,392,363	\$3,539,655	\$3,628,191	\$3,853,206	\$3,832,045
Purchased Services	\$1,194,567	\$1,345,391	\$1,495,528	\$1,500,548	\$1,451,547	\$1,370,170
Supplies	\$1,105,174	\$1,086,223	\$1,048,561	\$1,240,389	\$1,170,519	\$970,817
Property	\$51,796	\$103,733	\$202,151	\$290,736	\$151,761	\$95,014
Miscellaneous Objects	\$27,055	\$31,525	\$23,920	\$40,510	\$36,478	\$41,250
Other Items	\$1,043,916	\$711,305	\$708,394	\$739,766	\$879,846	\$868,132
<b>TOTAL EXPENDITURES</b>	<b>\$17,197,205</b>	<b>\$17,722,272</b>	<b>\$18,501,388</b>	<b>\$18,975,183</b>	<b>\$19,418,805</b>	<b>\$19,264,329</b>
<b>SURPLUS / DEFICIT</b>	<b>(\$728,007)</b>	<b>(\$902,245)</b>	<b>(\$260,490)</b>	<b>\$127,332</b>	<b>(\$165,633)</b>	<b>(\$107,005)</b>
<b>BEGINNING FUND BALANCE</b>	<b>\$4,725,474</b>	<b>\$3,997,468</b>	<b>\$3,095,223</b>	<b>\$2,845,517</b>	<b>\$2,972,849</b>	<b>\$2,807,216</b>
<b>YEAR-END FUND BALANCE</b>	<b>\$3,997,468</b>	<b>\$3,095,223</b>	<b>\$2,845,517</b>	<b>\$2,972,849</b>	<b>\$2,807,216</b>	<b>\$2,700,211</b>
<b>FUND BALANCE AS % OF EXPENDITURES</b>	<b>23.2%</b>	<b>17.5%</b>	<b>15.4%</b>	<b>15.7%</b>	<b>14.5%</b>	<b>14.0%</b>
<b>FUND BALANCE AS # OF MONTHS OF EXPEND.</b>	<b>2.79</b>	<b>2.10</b>	<b>1.85</b>	<b>1.88</b>	<b>1.73</b>	<b>1.68</b>

# Technology

## Preschool-12 Devices

### *Elementary and Middle School Devices:*

January 2020: Grades Preschool-8: 1:1 iPads

(classroom charging carts available for elementary levels)

Grades K-2 Promethean Boards

Grades 3-4 Mix of older and newer Epson Projectors with Apple TVs

### *High School Devices:*

Grades 9-12: 1:1 MacBook Airs

Grades 5-12: Mix of older and newer Epson projectors with Apple TVs

### *District:*

MacBook Air 13" computers: K-12 Teachers

iPads with keyboard cases for K-12 Teachers

MacBook Pro 13" computers: Admin

iPads with keyboard cases: Para Educators

### **Network:**

Cisco ASA 5545 Firewall

Ruckus Cloud wireless system

New POE Cisco network switches

TLS fiber between school buildings and District Office

Fiber from UPN to high school

### **Services:**

JAMF Mac Management Server

Apple Classroom - iPad management and engagement tool

iBoss Web Filtering Appliance

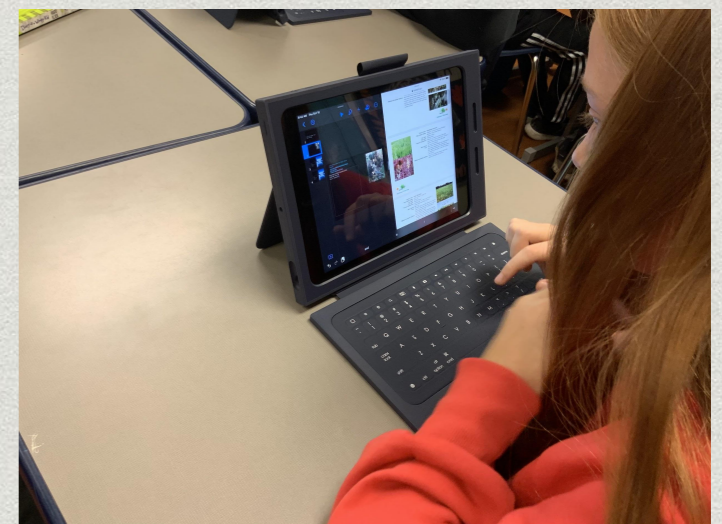
Gaggle Google Filtering system

Infinite Campus

TIPWebIT and GetHelp for Inventory Management and Help Desk

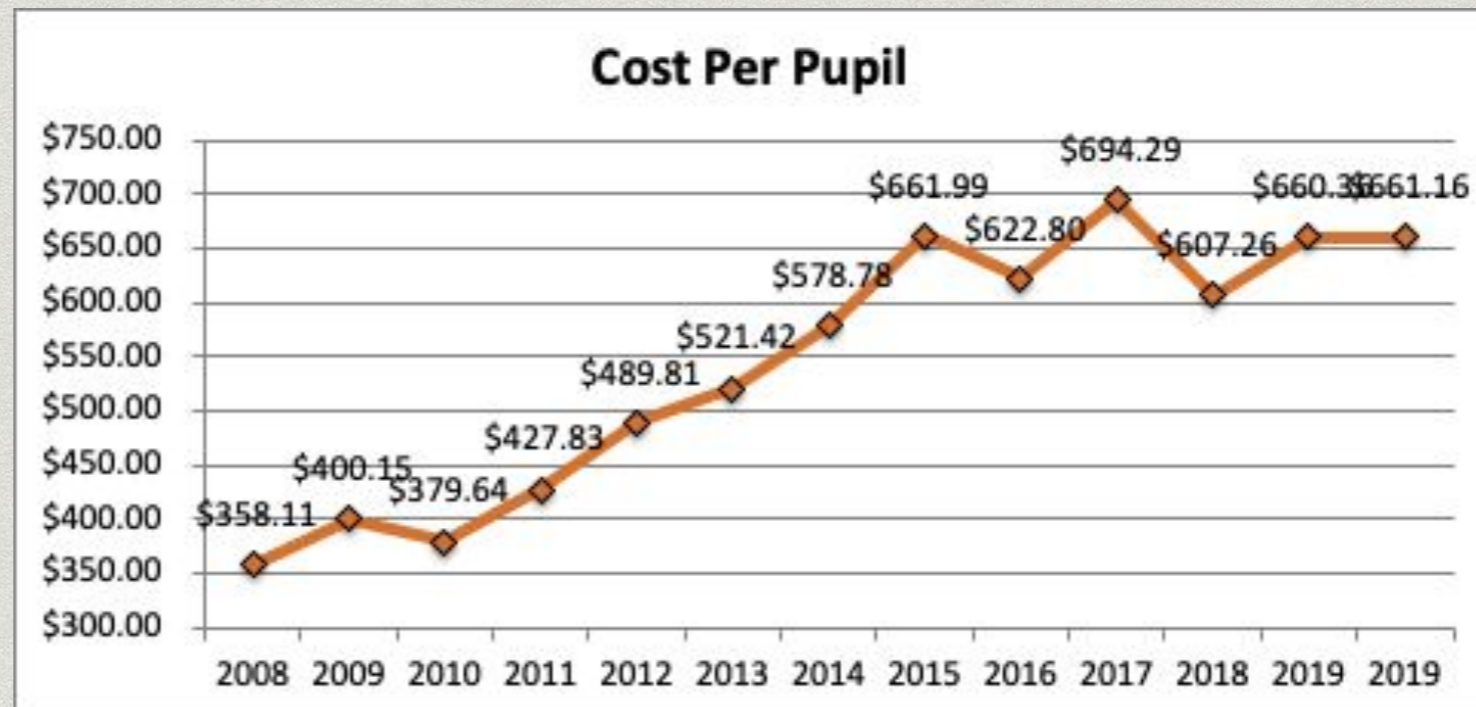
Classlink for Single Sign On

Zoom for virtual meetings



# Transportation

- Number of Buses: 19
  - Leased: 12
  - Activity buses: 7
- Other Vehicles: 14
  - Maintenance: 5
  - Truck/Mail: 2
  - Suburbans/vans: 7
  - Trailers: 4
- Est. Annual Mileage: 170,000-200,000 (126,820 in 19-20)
- Est. Annual Operating Costs: \$450,000-\$525,000 (\$519,360 in 19-20)



# Facilities Activities

## Projects 2020:

COVID Mitigation

Kriegel Gym bleachers

Middle School Bleachers

Athletic Bleachers completed (BB, SB Football)

Asbestos removal at GHS and Fairview

Sidewalks Fairview, Bailey Park,

Circle drive replacement Fairview

Camera Installation at all buildings

Graduation

Water main GHS and Davis

Completed the Middle School Carpet and Flooring

Moved District Office Space

**Derecho Storm Repairs as approved by the Board Highlights**

Football Lights

Softball Lights

Fences

Track repairs

Baseball/Softball Infields

High School Roof and units

Tree removal

Davis Siding

Windows

# Nutrition Program

- **5 serving/preparation kitchens (one in each building). Both breakfast and lunch served daily.**
  - Students have several lunch entree choices (a normal year):
    - Elementary: 2 daily entree choices and fruit and vegetable bar.
    - Middle School: Approx. 5 daily entree choices and fruit and vegetable bar.
    - High School: Approx. 7 daily entree choices and fruit and vegetable bar.
- **Average of 757 reimbursable lunches served/day (down due to hybrid at HS)**
- **Average of 203 reimbursable breakfasts served/day**
- **Average of 326 summer program lunches served/day (March 2020-July 2020)**
- **October 2020 Lunch Participation Percentage by School**
  - Bailey Park- **72%**
  - Fairview (w/o preschool)- **68%**
  - Davis- **68%**
  - Middle School- **62%**
  - High School- **24% (hybrid)**
- **Breakfast and Lunch Prices**
  - Elementary Breakfast: \$1.65
  - Elementary Lunch: \$3.05
  - Middle/High School Breakfast: \$1.80
  - Middle/High School Lunch: \$3.20
  - Reduced Price Breakfast: \$0.30
  - Reduced Price Lunch: \$0.40

# Teaching and Learning Activities/Trainings

- Return to Learn Plan
- Virtual Learning/Blended Learning Models and Frameworks
- Diversity and Cultural Awareness Training
- Building Relationships with all Stakeholders
- Workshop model
- PLTW Lead Teachers
- SEL New Standards Review(Social and Emotional Learning)
- Yoga in School Lead Educator Trainings
- CPI (Crisis Prevention Intervention Training)
- Global Compliance: Harassment, blood borne pathogen, ethics, bullying
- Assessment overview
- ISTE
- Safety and Security
- Danielson Teacher Evaluation

# Curriculum/Programming 2020-21

- Focus on Curriculum Frameworks--- Summer of 2021
- Diversity and Cultural Awareness Training
  - Cracking the Code training--- Fall 2020 with Leslie Bleichner
  - CultureAll continuation in 2021
  - DEI work with with REDI Committees
  - Pilot group working at GHS working on curriculum audit
- Social Emotional Learning Focus
  - Please Pass the Love
- Virtual Learning and Blended Learning Models
  - Work with Mr. Gruman
- Instructional Coaching Activities
  - HS and MS: Coaching cycles with individual teachers; Planning and delivering professional development on Disciplinary Literacy; Working with Science Teachers on NGSS roll-out
- Spring Development of Mathematics Resource Adoption (start at GHS and work our way down)
- Exploration of Middle School Spanish
- Fostering Positive Relationships and Priorities



# K-4 Elementary Goals

Reading Goal: 85% of all student will demonstrate proficiency in the area of reading as indicated on the Iowa statewide reading assessment.

## Action Plan:

- Implement reading and writing workshop model in grades K-2.
- Continue and refine our use of formative assessments, especially in the areas of reading
- Implement research-based instructional strategies into the classroom that center around the workshop model (Guided Reading, 1:1 conferring, mini-lessons)
- Small group targeted instruction (Intervention and Enrichment time)
- Evaluate intervention strategies closely to adjust instruction as needed
- Unse multiple assessment to help guide instruction tailored to student needs (district universal assessment, reading level, classroom assessments)

Math Goal: 85% of all students will demonstrate proficiency in the area of math as indicated on the district universal assessment MAP (Measure of Academic Progress).

## Action Plan:

- Continue and refine our use of formative assessments
- Implement research-based instructional strategies into the classroom (Small group instruction based on assessment data, math station based on Iowa Core Skills with differetiated pacing)
- Explore and implement a math workshop approach to provide targeted instruction at the level of the student needs
- Utilize MAP growth data to help guide instruction tailored to student needs
- Explore and implement a math workshop approach to provide targeted instruction at the level of the student needs.

# K-4 Elementary Goals

**Science Goal: 100% of teachers will develop and implement common assessments in all science units taught.**

Action plan:

- Utilize district resources to assist with implementation
- Align Science standards to units and lessons
- Teachers will integrate Reading standards into at least two science units

**Culture/Climate Goal: Improvement in survey data related to relationships between students, staff, and the overall perception of the student experience from K-4.**

Action Plan:

- Students will be given a survey in May 2020. This survey will be the same survey that was given to students in May 2019.
- Relationships will be emphasized through the 4 Priorities established by the district's Relationships first committee.
- Monthly professional development trainings will include 1 hour focused on topics related to relationships that incorporate REDI activities
- Development of Champion Groups/Tiger Time/Advisory Time
- Promote and continue to utilize token economy system (Positive Behavior)
- Set up an action plan for meaningful instruction for students who need additional support

# GMS

**Reading: By May 2021, 93% of students at Grinnell Middle School will meet their projected growth or score proficient on the NWEA Measures of Academic Progress (MAP) reading assessments.**

Action Plan:

- To meet this goal, all GMS teachers will participate in Disciplinary Literacy professional development throughout the school year and implement the new reading and writing strategies in their classrooms. The GMS English/Language Arts teachers will implement the workshop model to teach the Iowa Core Literacy Standards at their grade levels and other GMS instructors will include the Iowa Core Literacy Standards for content areas along with their discipline standards in their units of study. Literacy What I Need teachers will facilitate a variety of activities to enhance reading skills during supplemental learning time. All instructors will plan units that include the 4Cs (Collaboration, Communication, Creativity, Critical thinking) and infuse quality technology with a focus on literacy. **Aligns with 2018 - 23 District Goals: 1, 2, 5**

**Math: By May 2021, 88% of students at GMS will meet their projected growth or score proficient on the NWEA Measures of Academic Progress (MAP) mathematics assessments.**

Action Plan:

- To meet this goal, the GMS math instructors will teach students the Iowa Core Mathematics Standards at their instructional levels. The instructors will plan units that include the 4 Cs (Collaboration, Communication, Creativity, Critical thinking) and infuse quality technology. Mathematics What I Need teachers will facilitate a variety of activities to enhance math skills during supplemental learning time. Math instructors at GMS will be learning from ASCD research curriculum organization around professional development and incorporating new methodologies in the classroom. **Aligns with 2018 - 23 District Goals: 1, 2, 5**

# GMS

**Science: By May 2021, 88% of students at GMS will meet their projected growth or score proficient on the NWEA Measures of Academic Progress (MAP) science assessments.**

Action Plan:

- To meet this goal, the GMS science teachers will cover the Iowa Core Science Standards at their grade levels following the 3-dimensions of NGSS teaching. The instructors will develop lessons with high student engagement. They will facilitate inquiry/problem-based learning. Teacher instruction and student learning will be enhanced with technology. **Aligns with 2018 - 23 District Goals: 1, 2, 5**

**Culture & Climate: Throughout the 2020-2021 school year, the Grinnell Middle School staff will engage families and community partners to support student intellectual, social and emotional learning.**

Action Plan:

- GMS is continuing to implement our STRIVE for Excellence academic/behavioral/social-emotional initiative. This initiative is to be proactive in our approach to creating a more positive culture and climate for all students and staff.
- To meet this goal, the GMS staff will engage families through many activities including: student-involved parent-teacher conferences, strive student of the week, consistent social media updates, positive postcards, emails, phone calls, staff work language survey, live zoom sessions, virtual calm rooms, staff zoom hours
- To meet this goal, the GMS staff will engage support from a variety of community partners including: Grinnell Mutual (Partner in Education), Big Brothers/Big Sisters, public safety officials, community outreach specialists, REDI Committee, offering socially distanced/zoom clubs and activities.  
**Aligns with 2018 - 23 District Goals: 3, 4**

# GHS

**1. 80% of students tested in disciplinary literacy skills in all content areas will show mastery of skills on teacher-created classroom assessments. (Aligns with District long-range Goal #1)**

- To meet this goal, content area teachers will use pre & post assessments or existing summative assessments to measure essential disciplinary literacy skills and continue to implement disciplinary literacy strategies from professional development within their classrooms.

**2. GHS staff will utilize exemplary professional practices to increase the frequency of cognitively complex tasks involving disciplinary literacy activities. (Aligns with District long-range Goal #2)**

- To meet this goal, all GHS classroom instructors will work collaboratively with their PLC's, Instructional Coach, and administrators to increase the frequency of cognitively complex tasks. All classroom instructors will participate in an instructional coaching cycle and will implement inquiry activities aligned with strategies from professional development sessions.

**3. Throughout the 2020-2021 school year, the GHS staff will engage families and community partners to support student intellectual, social and emotional learning. (Aligns with District long-range Goal #3)**

- a. Pilot PLC groups will start to analyze their curriculum (intended & enacted) to identify areas where opportunities for enhanced diversity concepts to be effectively integrated into the curriculum. Selected PLC groups will use the "Culturally Responsive Scorecard/Rubric" to complete this work and make recommendations for curriculum changes to be implemented during the 2021-22 school year.

# Connecting Students

## Elementary

- Summer Program, Music Speaks, Focus Days, Girls' Math Club, Outdoor learning opportunities with Giving Gardens, LINK afterschool program

## Middle School

- 7 Sports (Including Fitness)
- Clubs & Other Organizations: Drama Club, Art Club, Spring Play, Jazz Band, Honor Choir, Student Council, Band, Choir, Cheerleading, Debate, Nature Club, D & D Club,

## High School

- 19 Varsity Sports (lower levels offered as well)
- Fine Arts Opportunities: Curtain Club, Thespians, Band, Choir, Fall Play/Spring Musical, Jazz Band, Large Group Speech, Individual Speech, Model UN, Debate
- Clubs & Other Organizations: Fellowship of Christian Athletes, Diversity Alliance, Art Club, Students Against Sexual Assault, Robotics Club, FFA, FCCLA, Student Council, MVP Training (spring 2021) & full implementation 2021-22

# Assessments

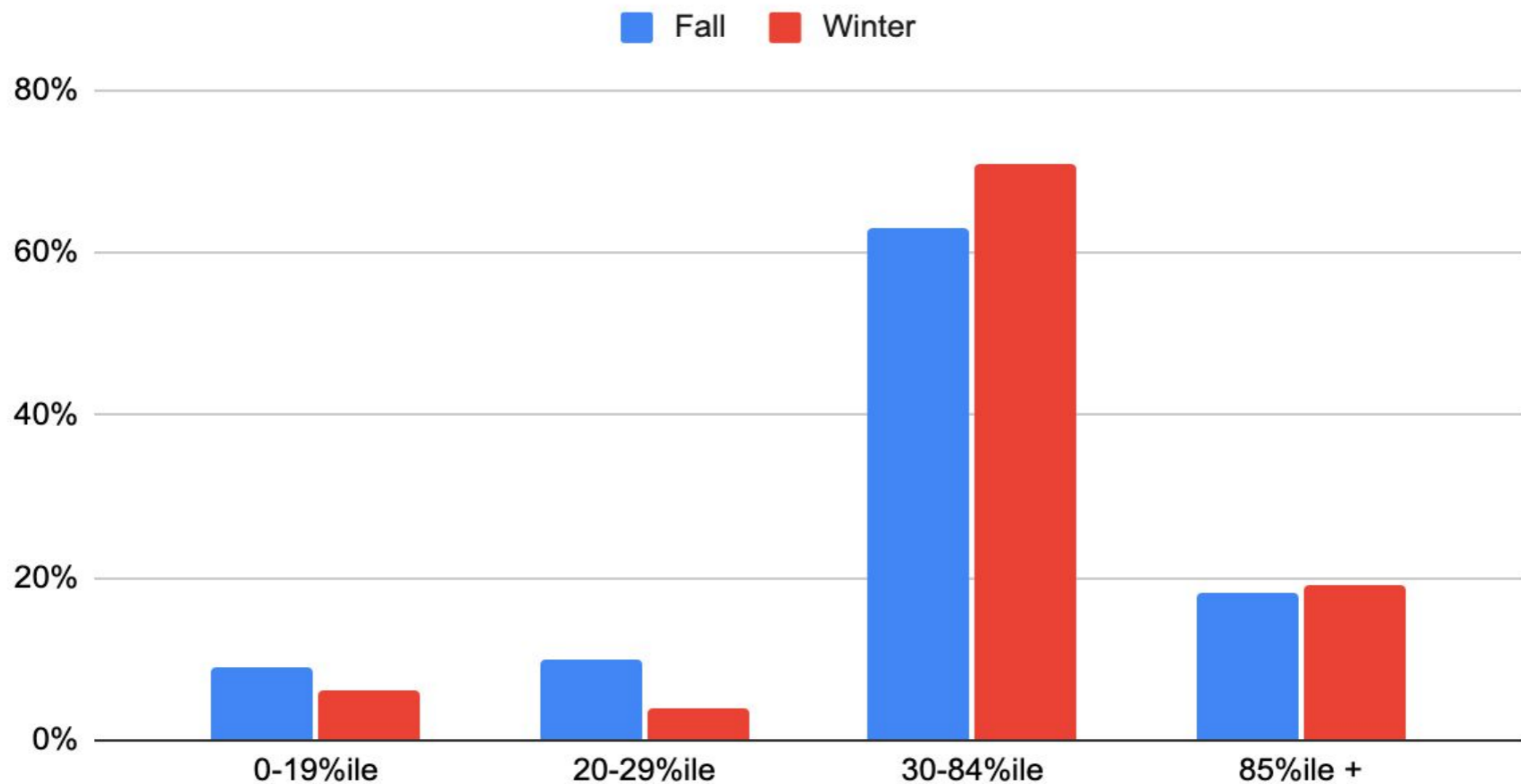


- ISASP: Delayed
- District Assessments
- FAST Data
- Districtwide Common Assessments
- ACT

# FAST Assessment 19-20

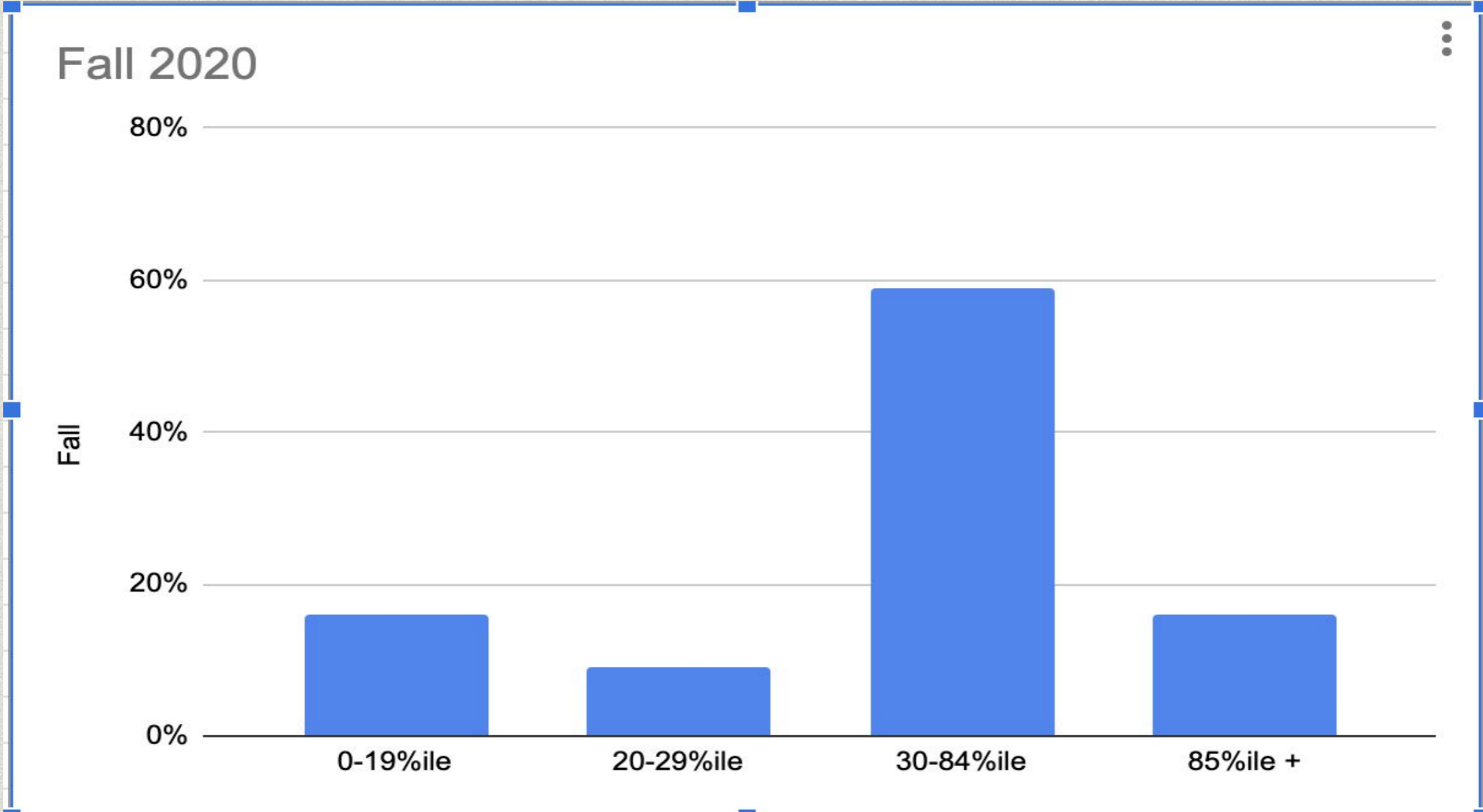
## Reading K-4 Grade

Fall and Winter





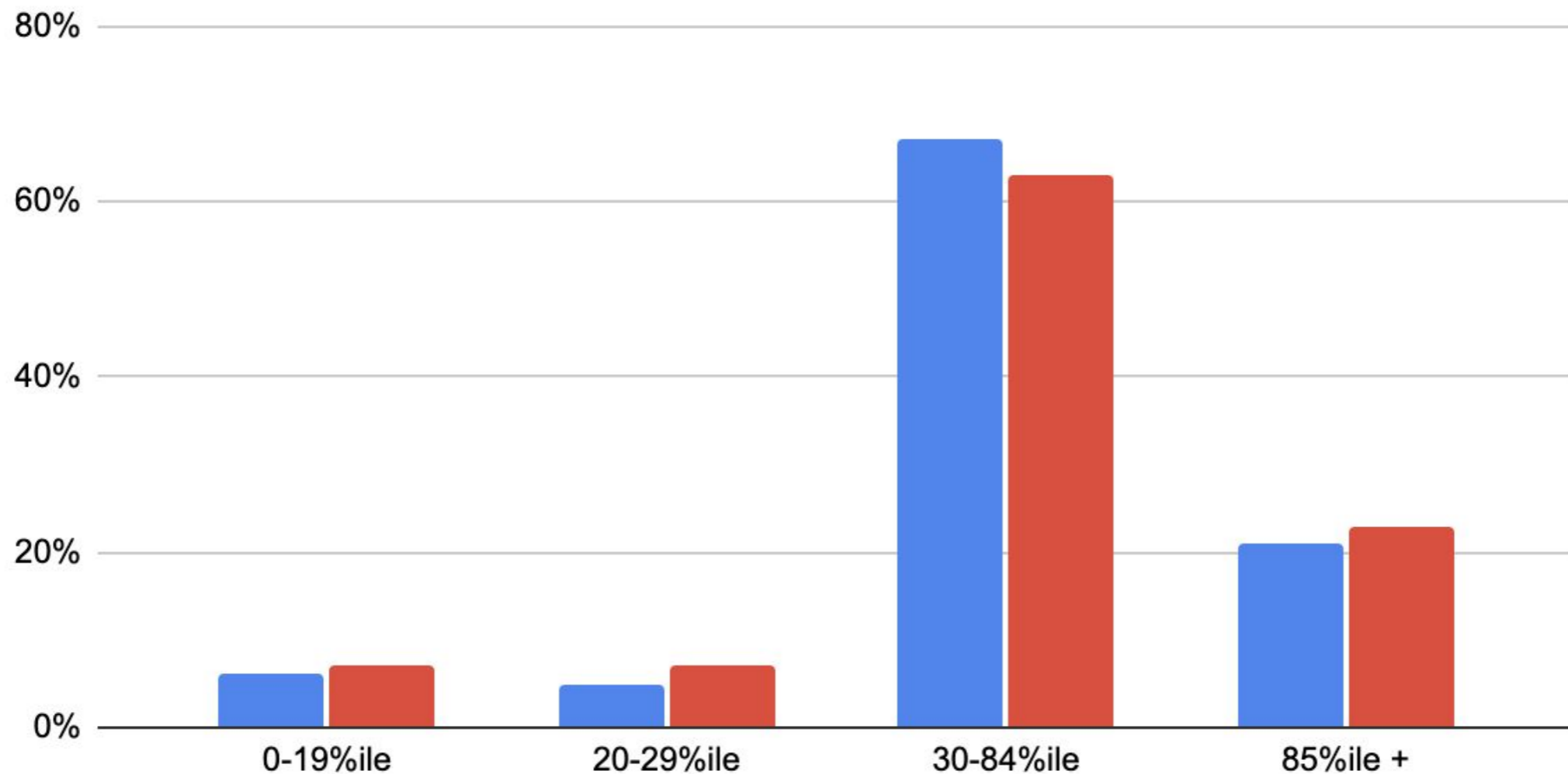
# FAST Assessment 20-21 Reading K-4 Grade



# FAST Assessment 19-20 Reading 5th-6th Grade

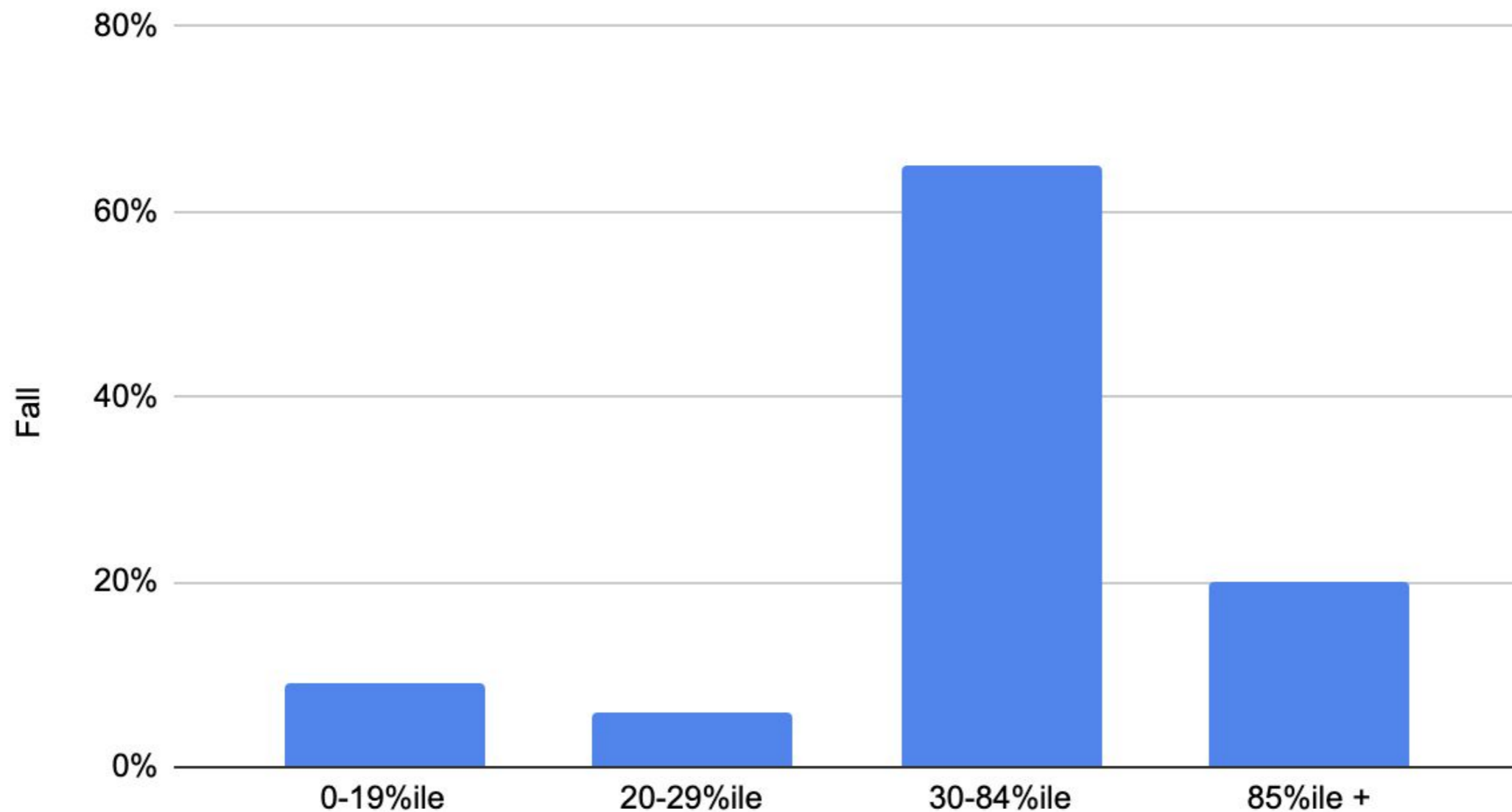
Fall and Winter

Fall Winter



# FAST Fall Assessment 2020 Reading 5th-6th Grade

Fall 2020

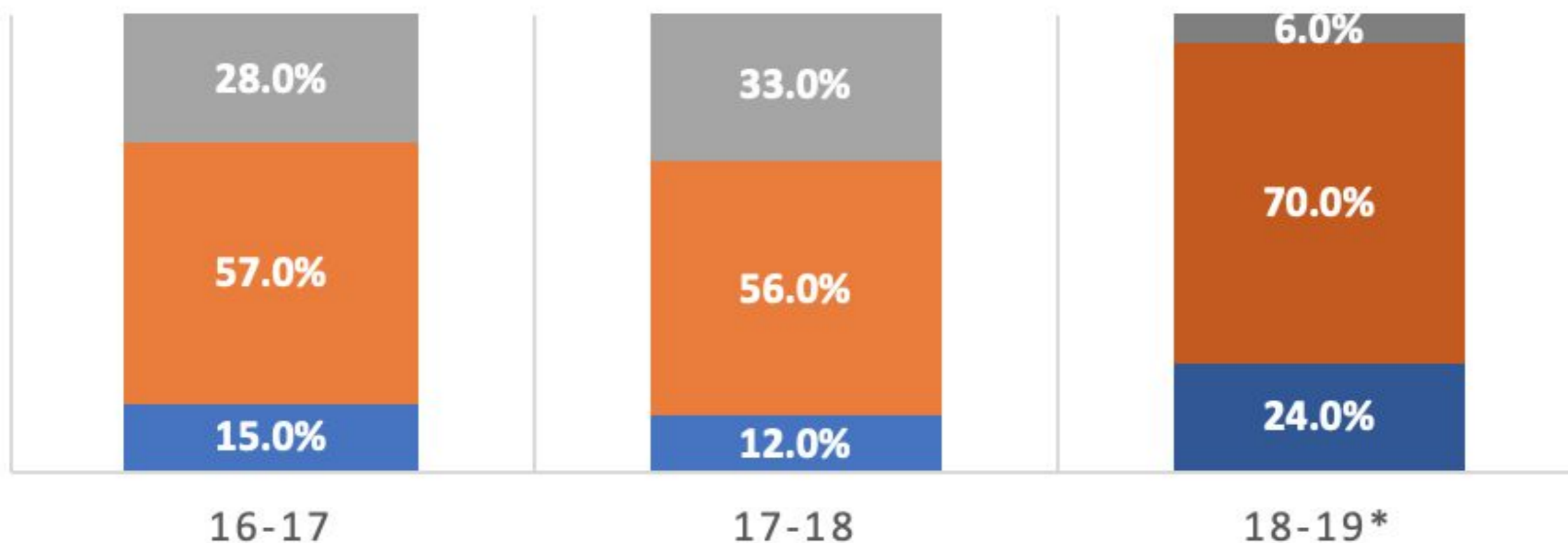


# IA Assessment/ISASP

## 3rd Grade Reading/ELA

### 3RD GRADE READING/ELA PROFICIENCY

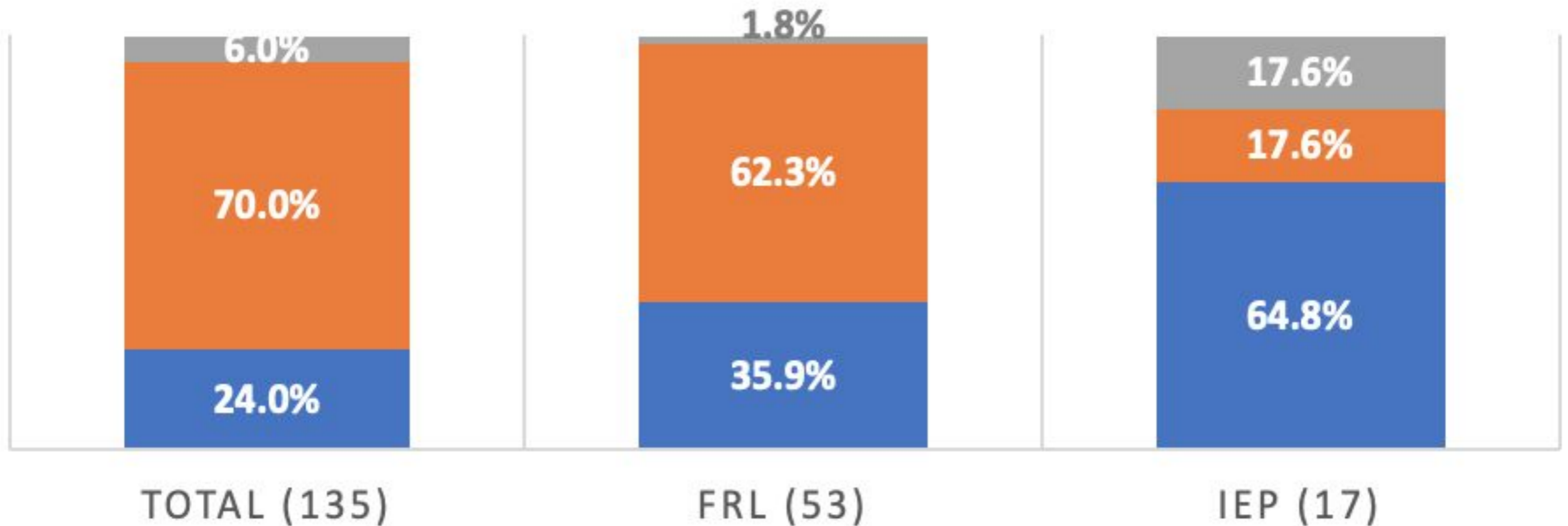
■ Not ■ Prof ■ Adv



# 3rd Grade Reading/ELA Subgroup Data

## 3RD GRADE READING/ELA SUBGROUPS 18-19

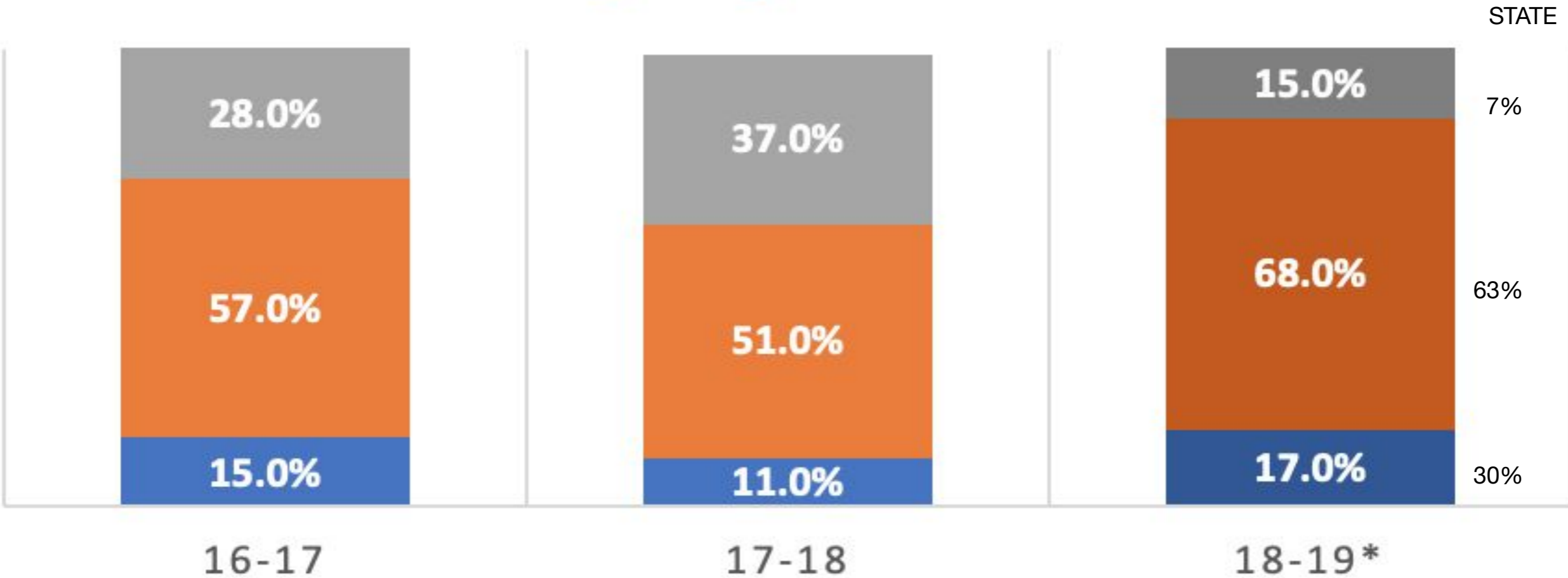
■ Not ■ Prof ■ Adv



# IA Assessment/ISASP 4th Grade Reading/ELA

## 4TH GRADE READING/ELA PROFICIENCY

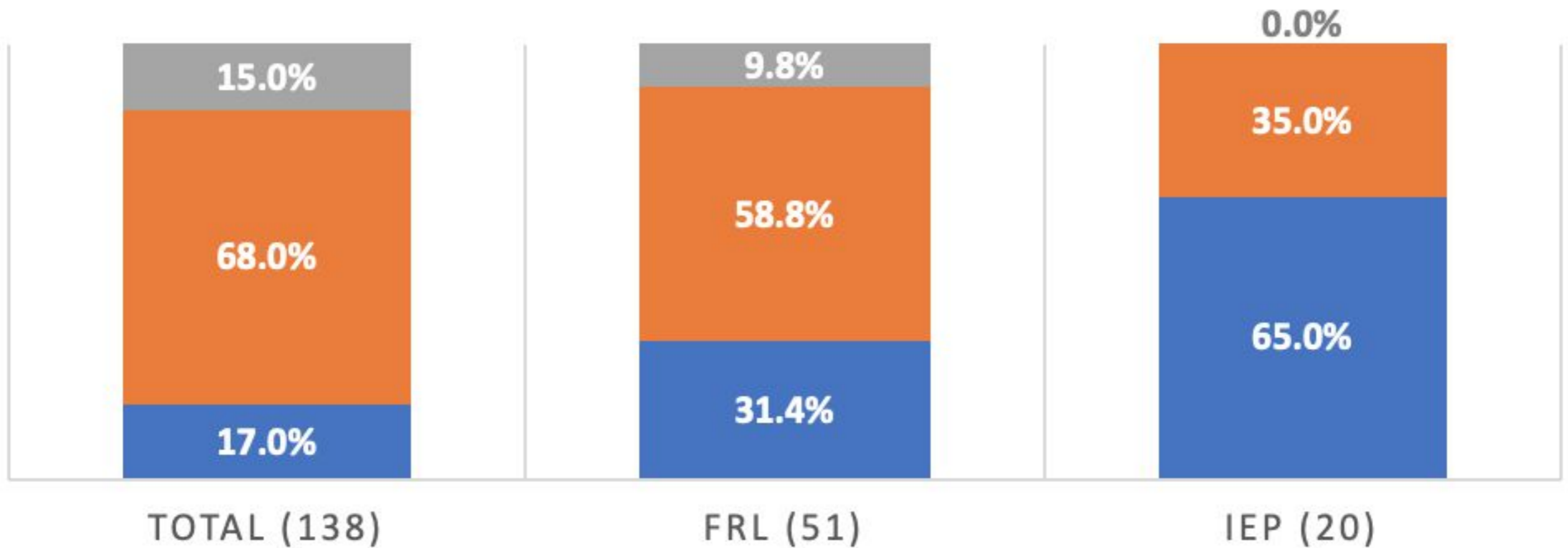
■ Not ■ Prof ■ Adv



# 4th Grade Reading/ELA Subgroup Data

## 4TH GRADE READING/ELA SUBGROUPS 18-19

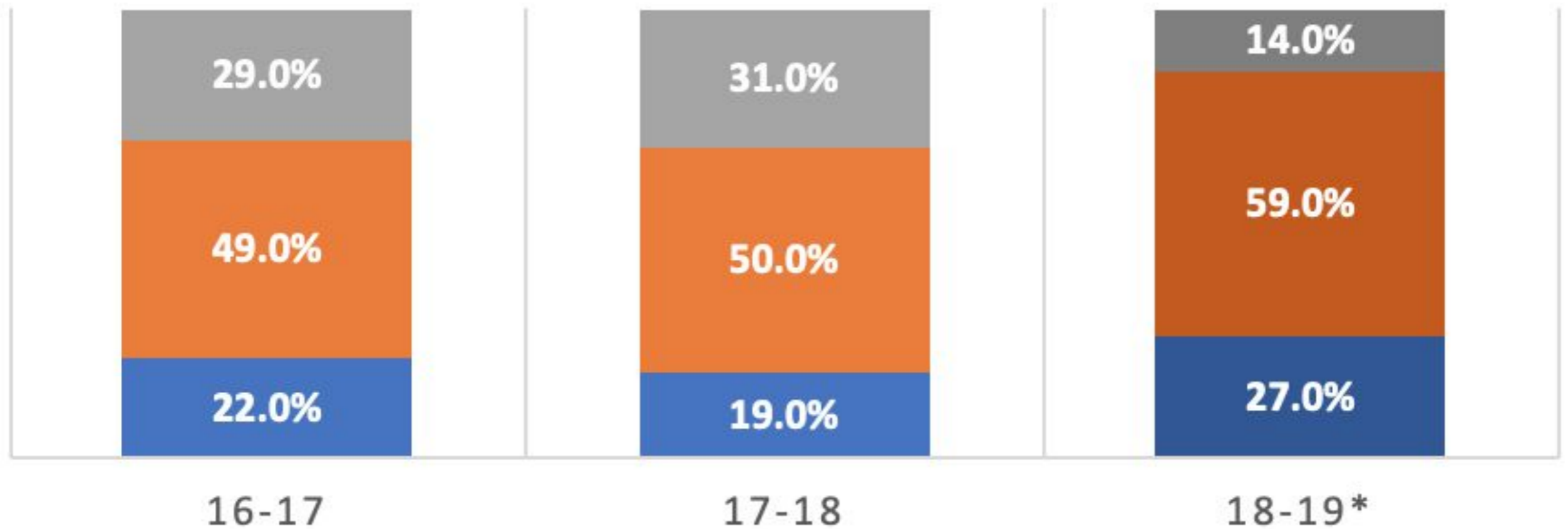
■ Not ■ Prof ■ Adv



# IA Assessment/ISASP 3rd Grade Math

## 3RD GRADE MATH PROFICIENCY

■ Not ■ Prof ■ Adv

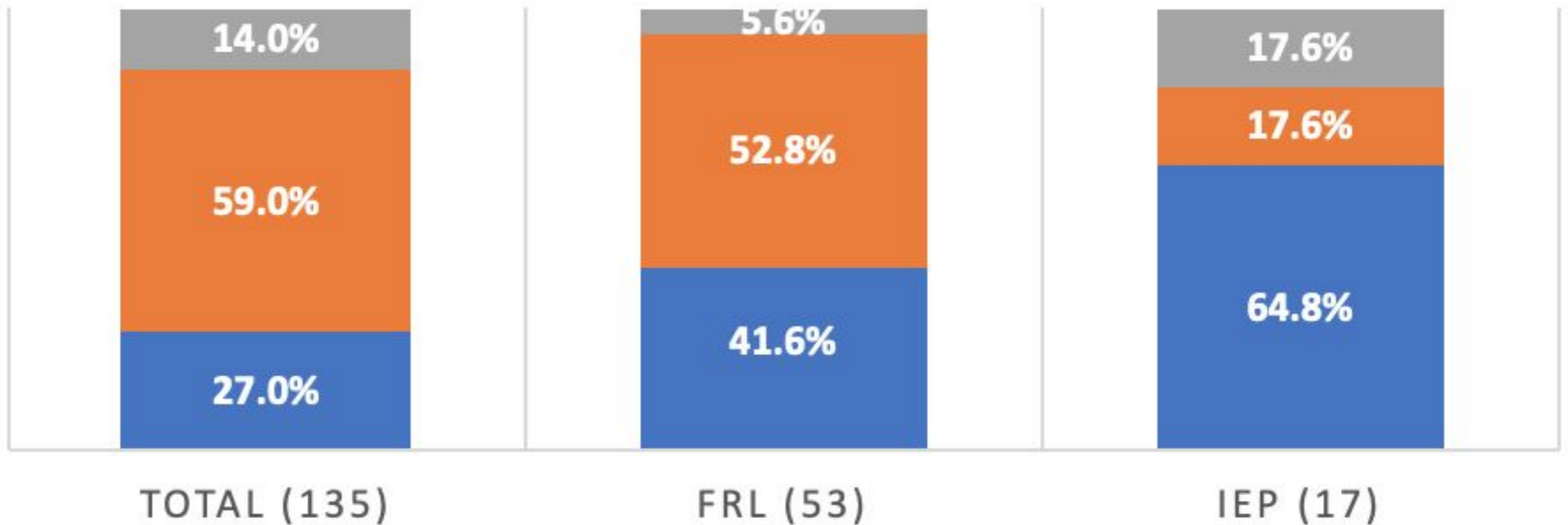




# 3rd Grade Math Subgroup Data

## 3RD GRADE MATH SUBGROUPS 18-19

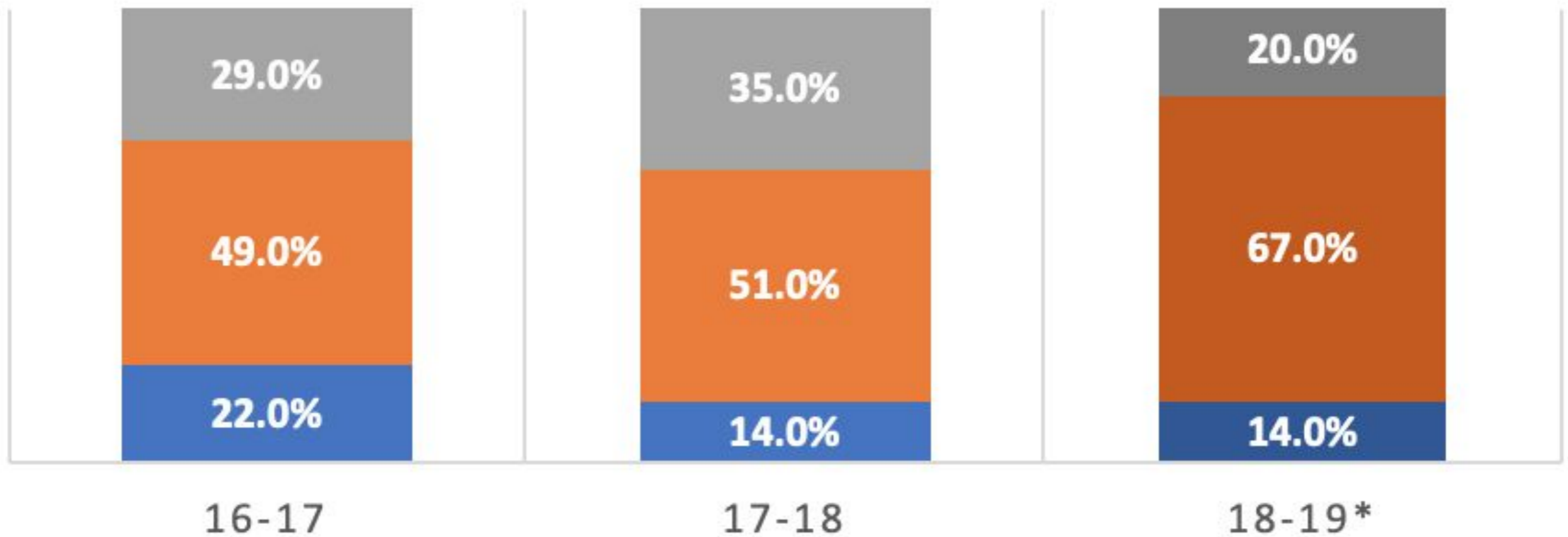
■ Not ■ Prof ■ Adv



# IA Assessment/ISASP 4th Grade Math

## 4TH GRADE MATH PROFICIENCY

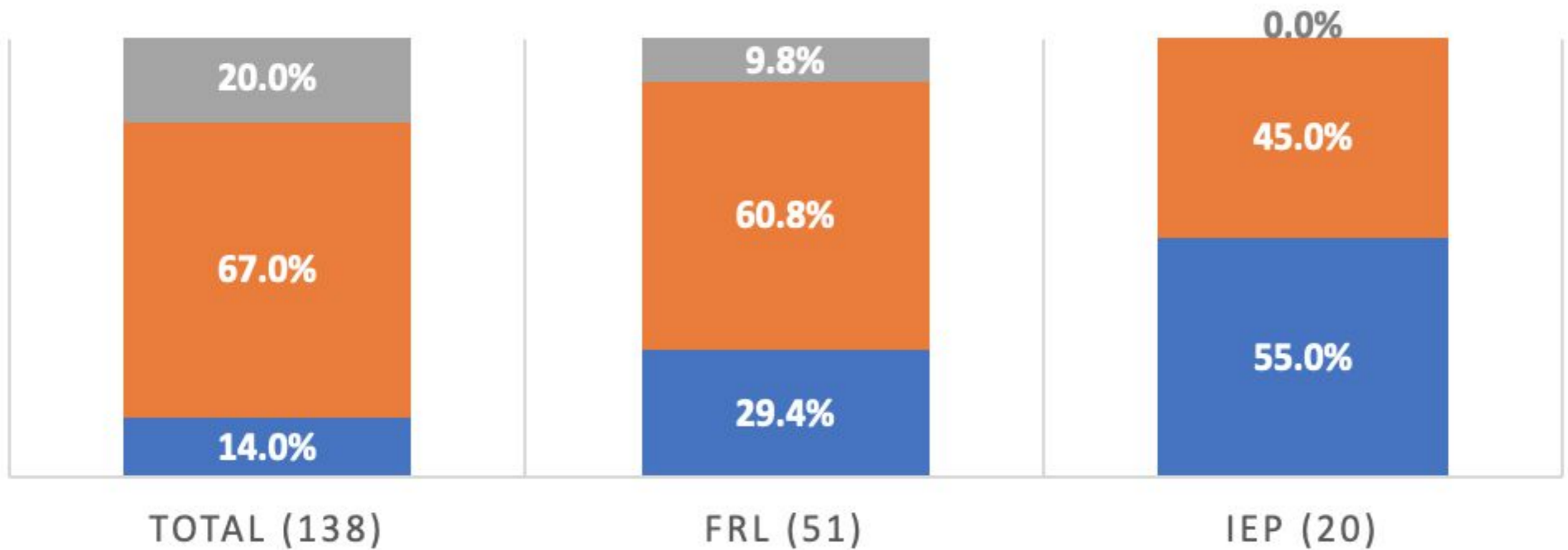
■ Not ■ Prof ■ Adv



# 4th Grade Math Subgroup Data

## 4TH GRADE MATH SUBGROUPS 18-19

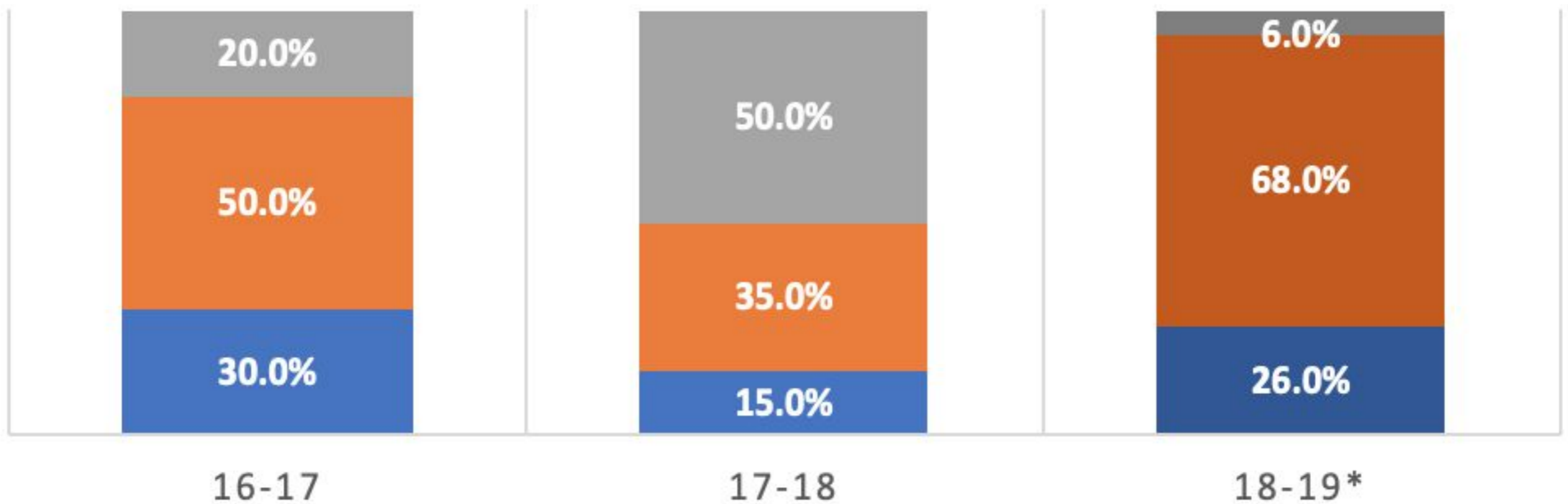
■ Not ■ Prof ■ Adv



# IA Assessment/ISASP 5th Grade Reading/ELA

## 5TH GRADE READING/ELA PROFICIENCY

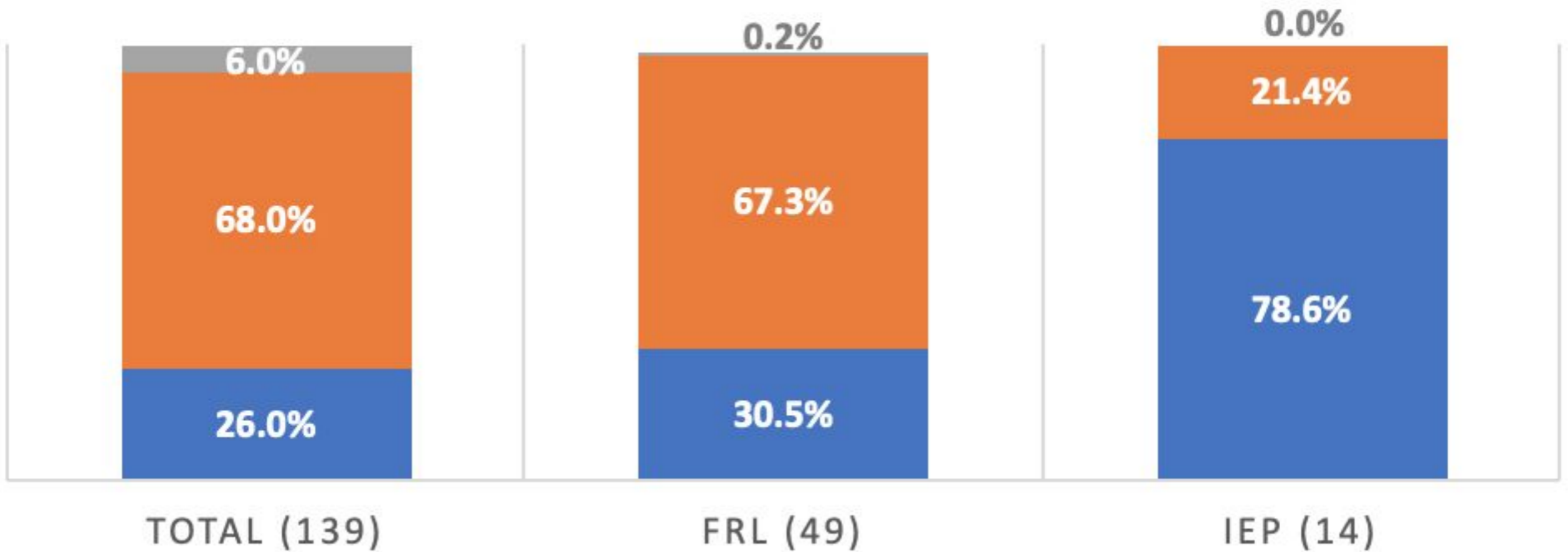
■ Not ■ Prof ■ Adv



# 5th Grade Reading/ELA Subgroup Data

## 5TH READING/ELA SUBGROUPS 18-19

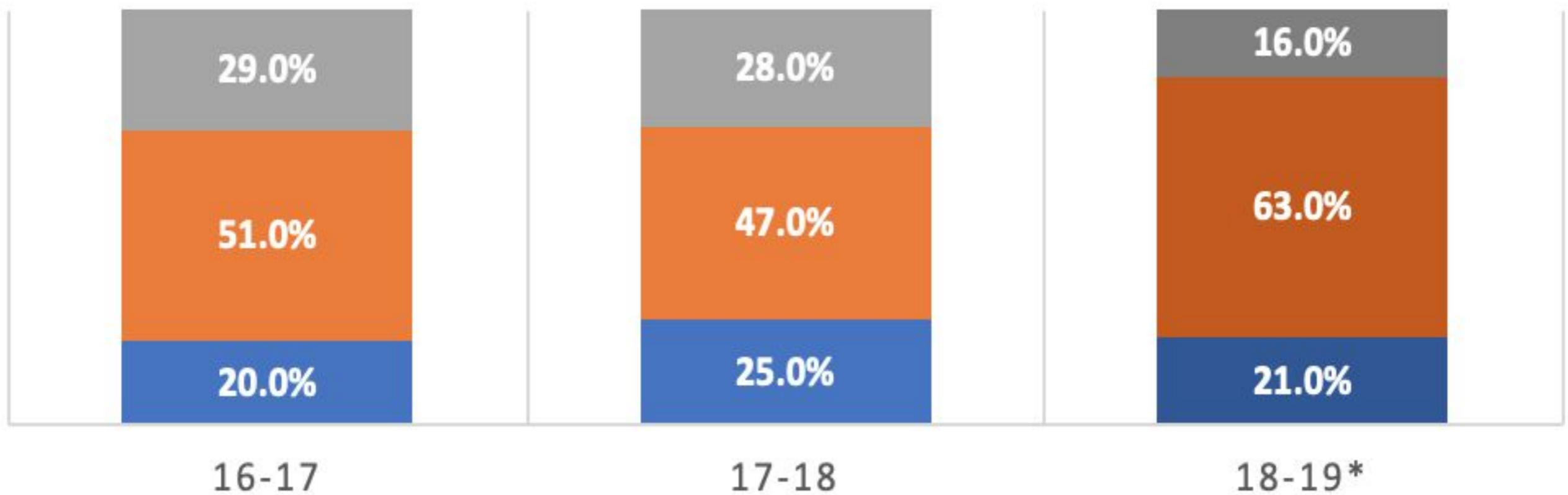
■ Not ■ Prof ■ Adv



# IA Assessment/ISASP 5th Grade Math

## 5TH GRADE MATH PROFICIENCY

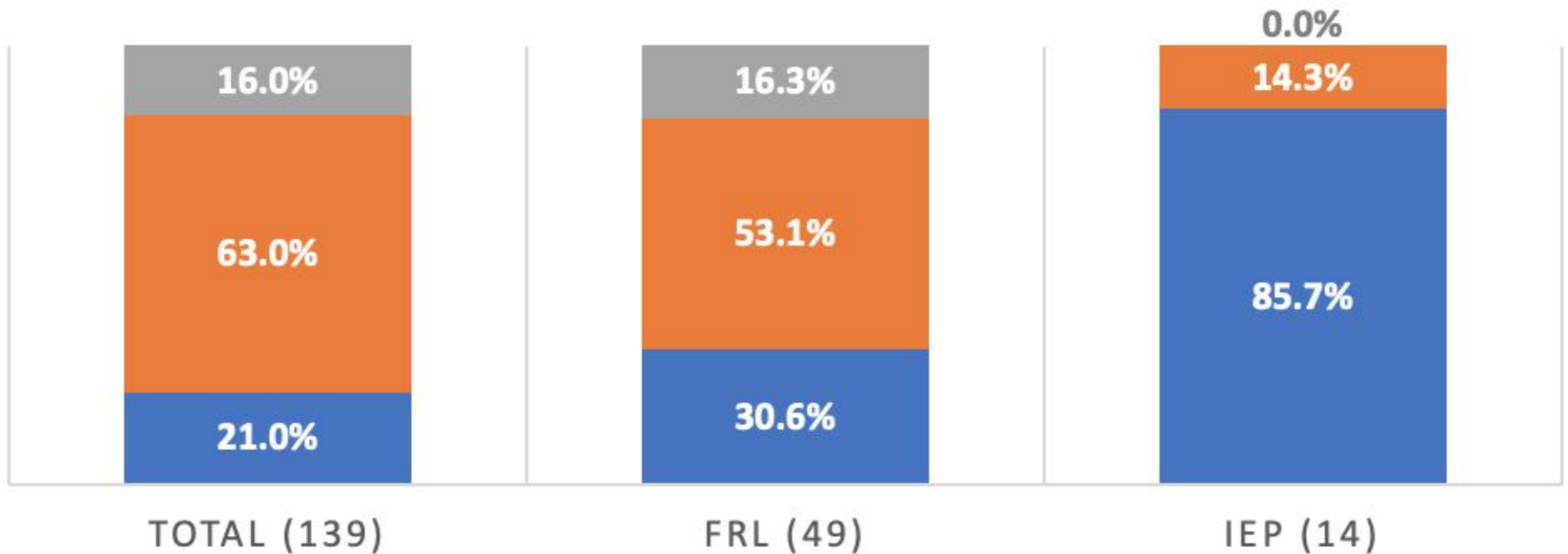
■ Not ■ Prof ■ Adv



# 5th Grade Math Subgroup Data

## 5TH MATH SUBGROUPS 18-19

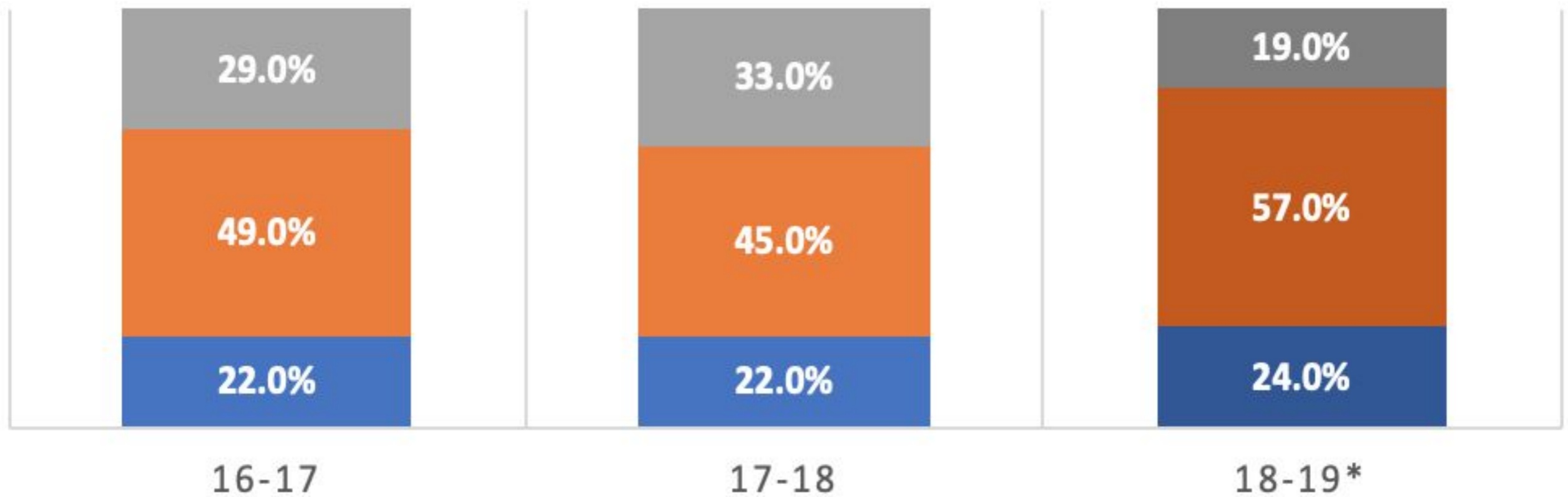
■ Not ■ Prof ■ Adv



# IA Assessment/ISASP 8th Grade Reading/ELA

## 8TH GRADE READING/ELA PROFICIENCY

■ Not ■ Prof ■ Adv

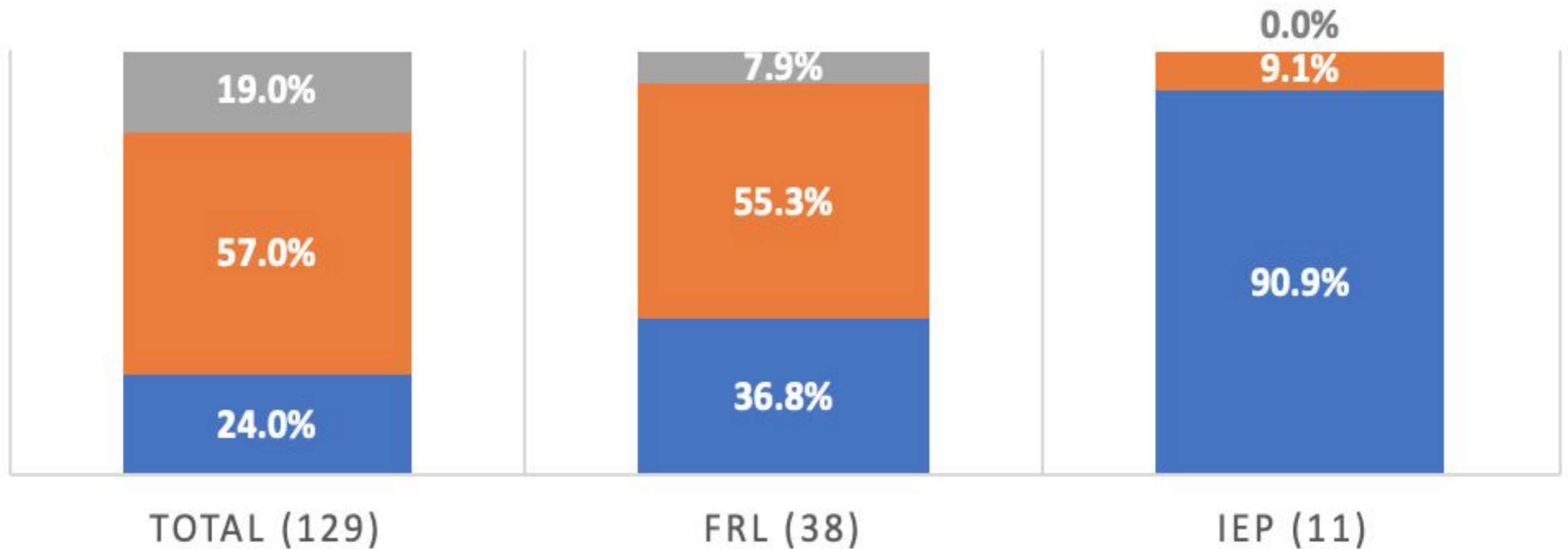




# 8th Grade Reading/ELA Subgroup Data

## 8TH GRADE READING/ELA SUBGROUPS 18-19

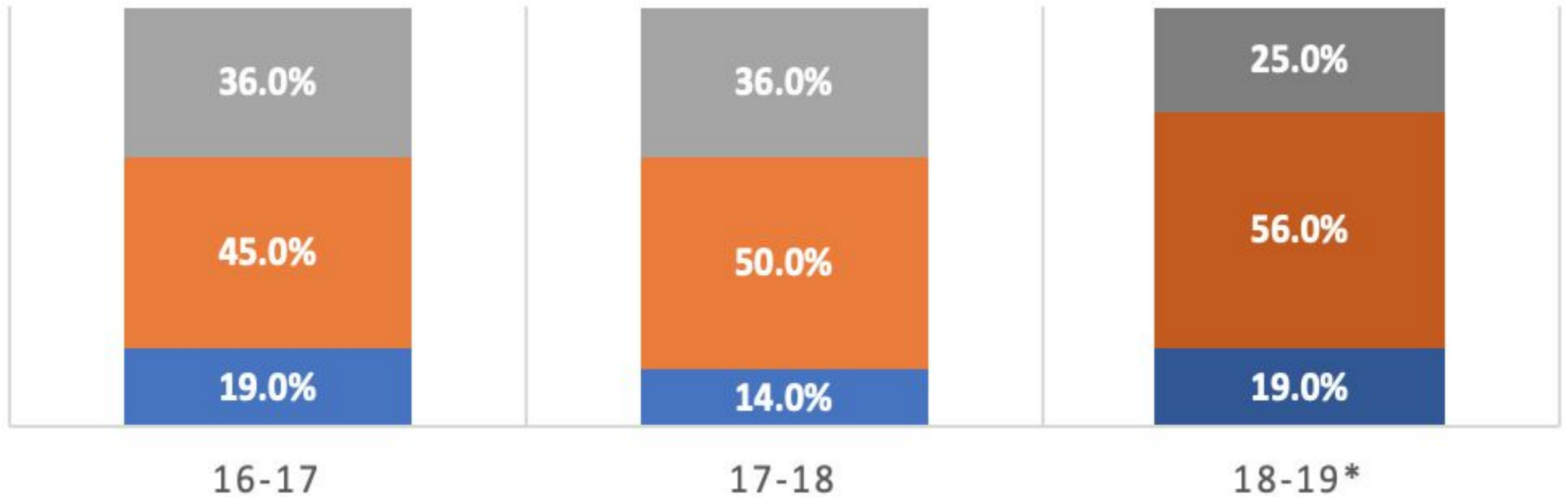
■ Not ■ Prof ■ Adv



# IA Assessment/ISASP 8th Grade Math

## 8TH GRADE MATH PROFICIENCY

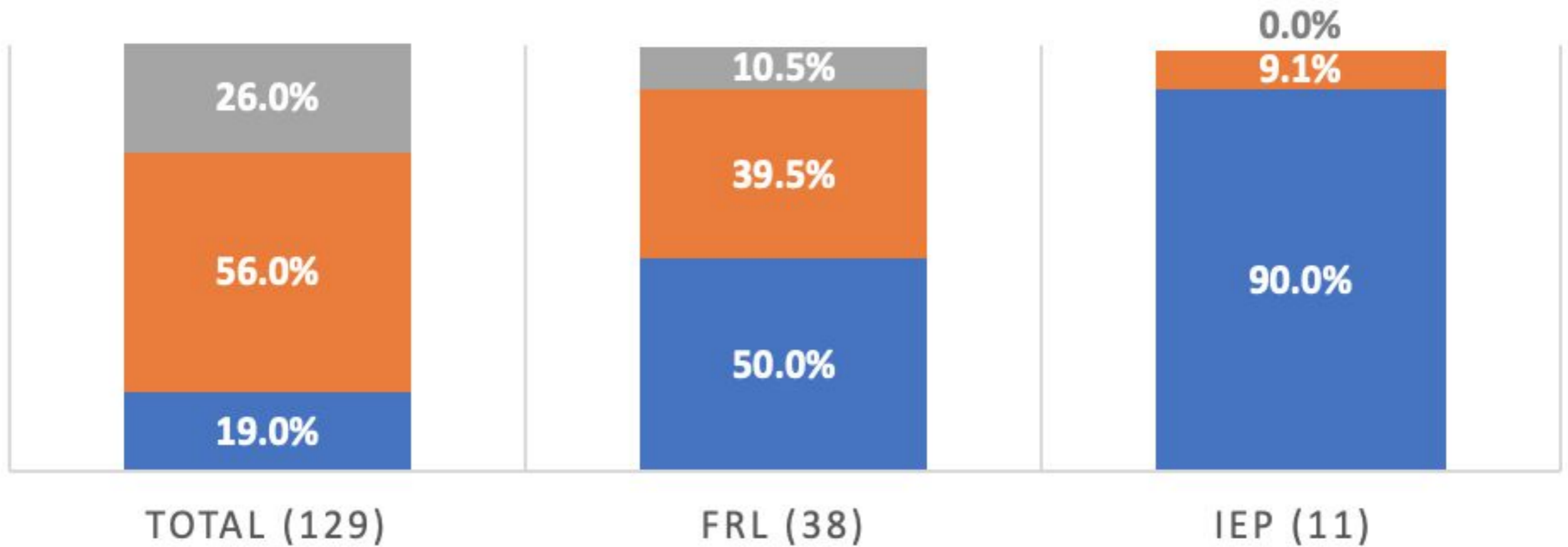
■ Not ■ Prof ■ Adv



# 8th Grade Math Subgroup Data

## 8TH GRADE MATH SUBGROUPS 18-19

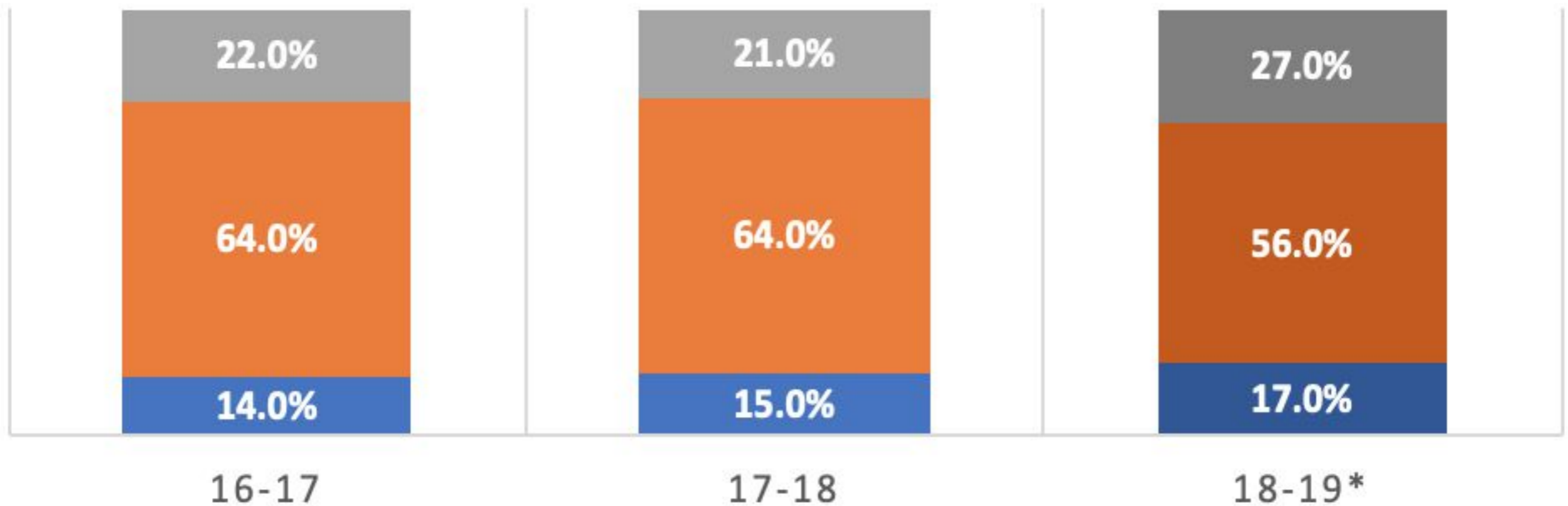
■ Not ■ Prof ■ Adv



# IA Assessment/ISASP 11th Grade Reading/ELA

## 11TH GRADE READING/ELA PROFICIENCY

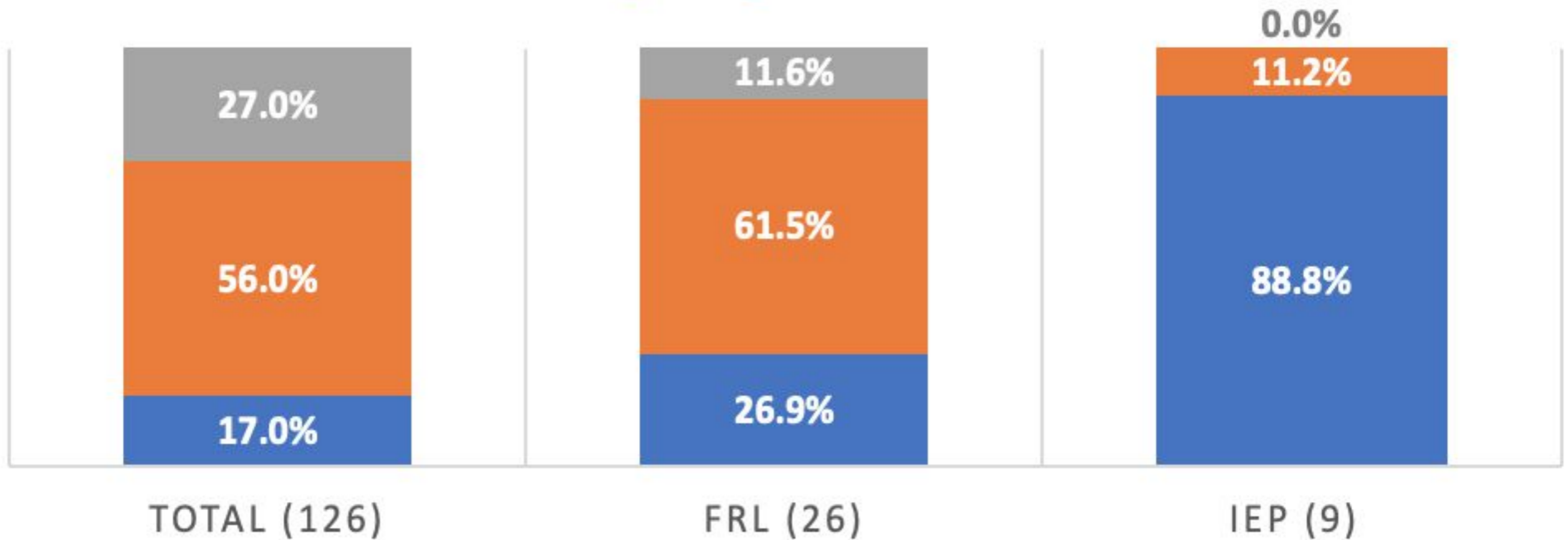
■ Not ■ Prof ■ Adv



# 11th Grade Reading/ELA Subgroup Data

## 11TH GRADE READING/ELA SUBGROUPS 18-19

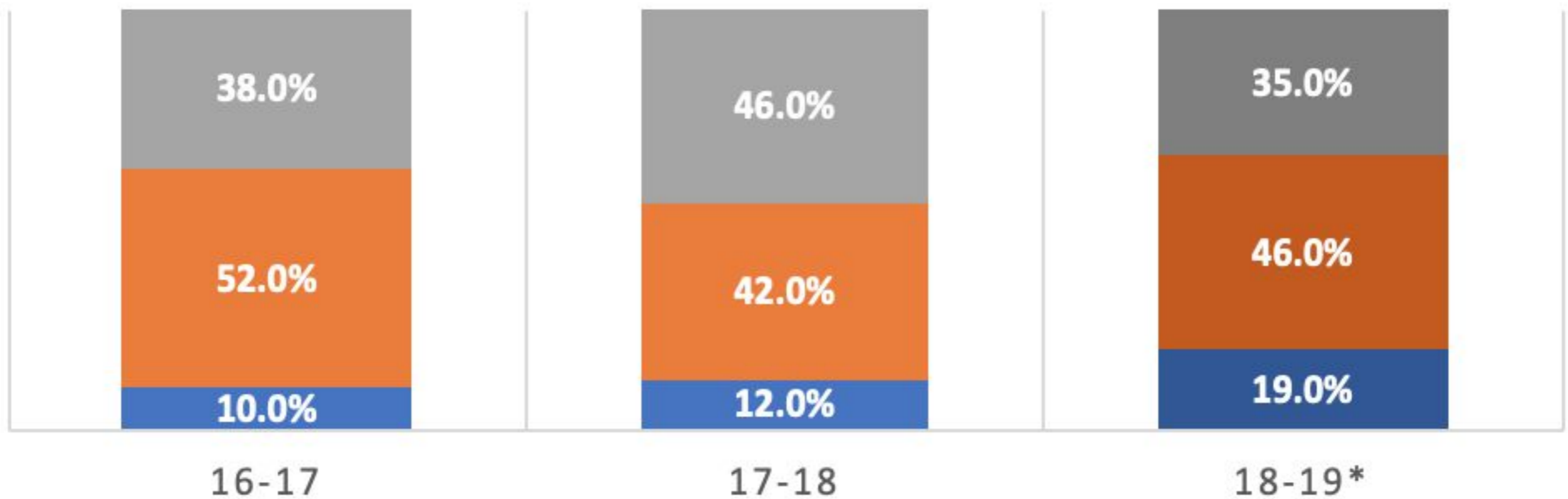
■ Not ■ Prof ■ Adv



# IA Assessment/ISASP 11th Math

## 11TH GRADE MATH PROFICIENCY

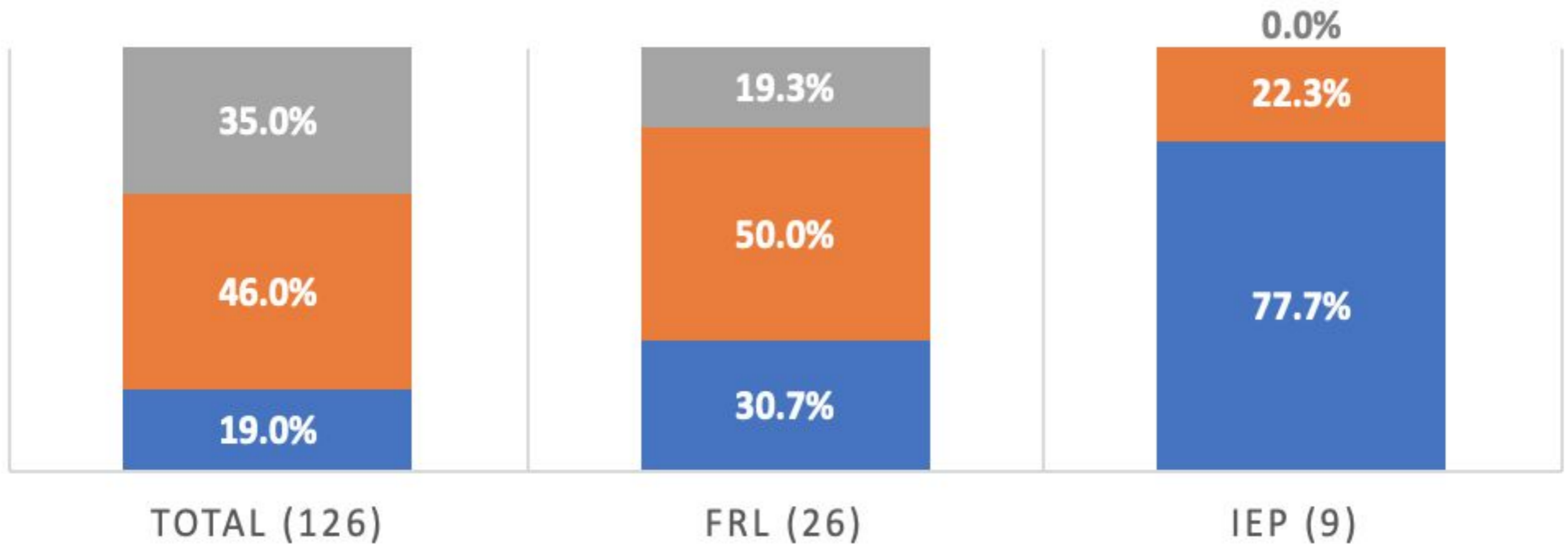
■ Not ■ Prof ■ Adv



# 11th Grade Math Subgroup Data

## 11TH GRADE MATH SUBGROUPS 18-19

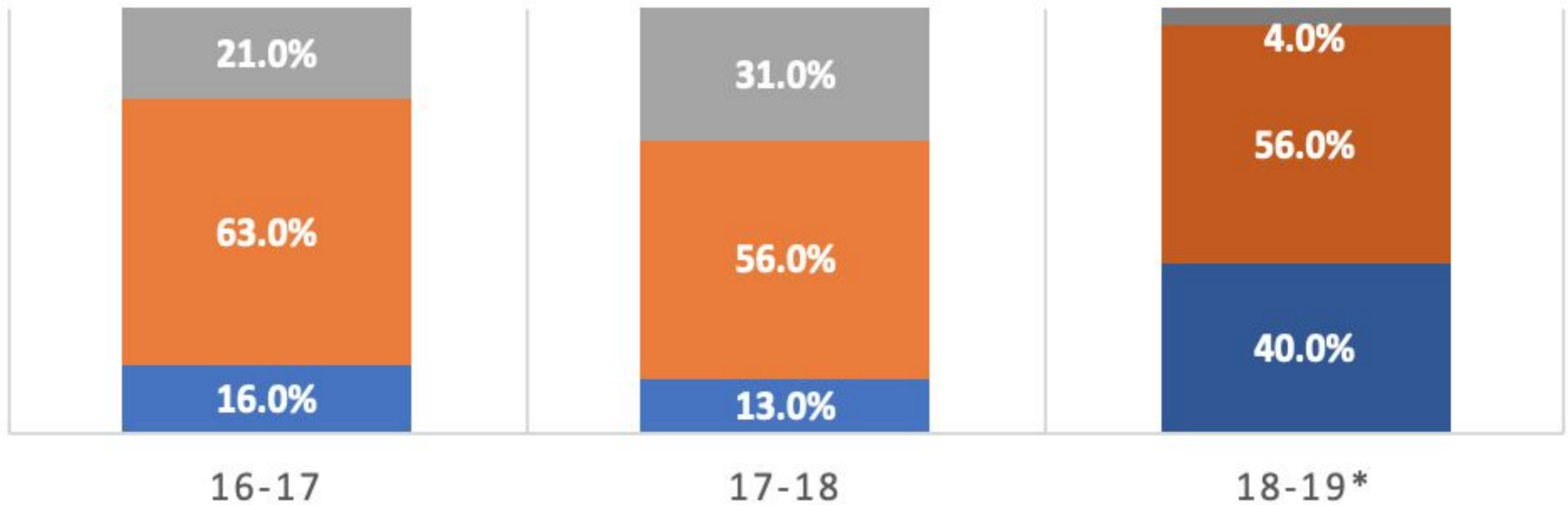
■ Not ■ Prof ■ Adv



# IA Assessment/ISASP 5th Grade Science

## 5TH GRADE SCIENCE PROFICIENCY

■ Not ■ Prof ■ Adv

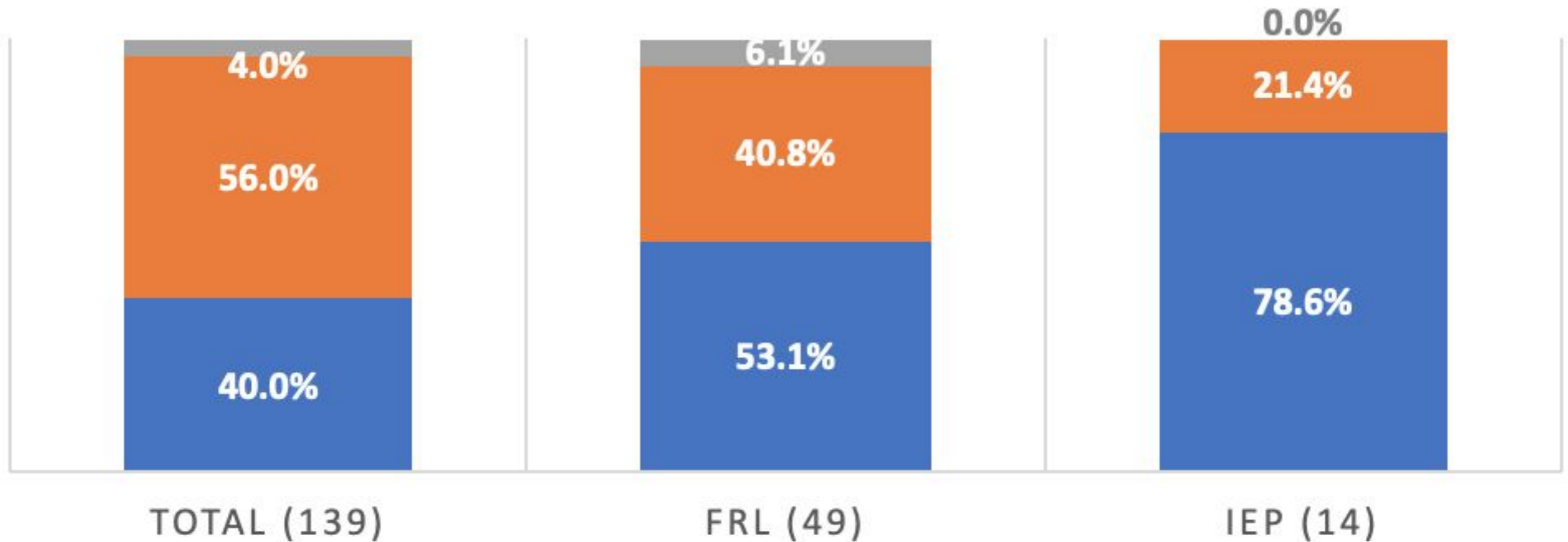




# 5th Grade Science Subgroup Data

## 5TH GRADE SCIENCE SUBGROUPS 18-19

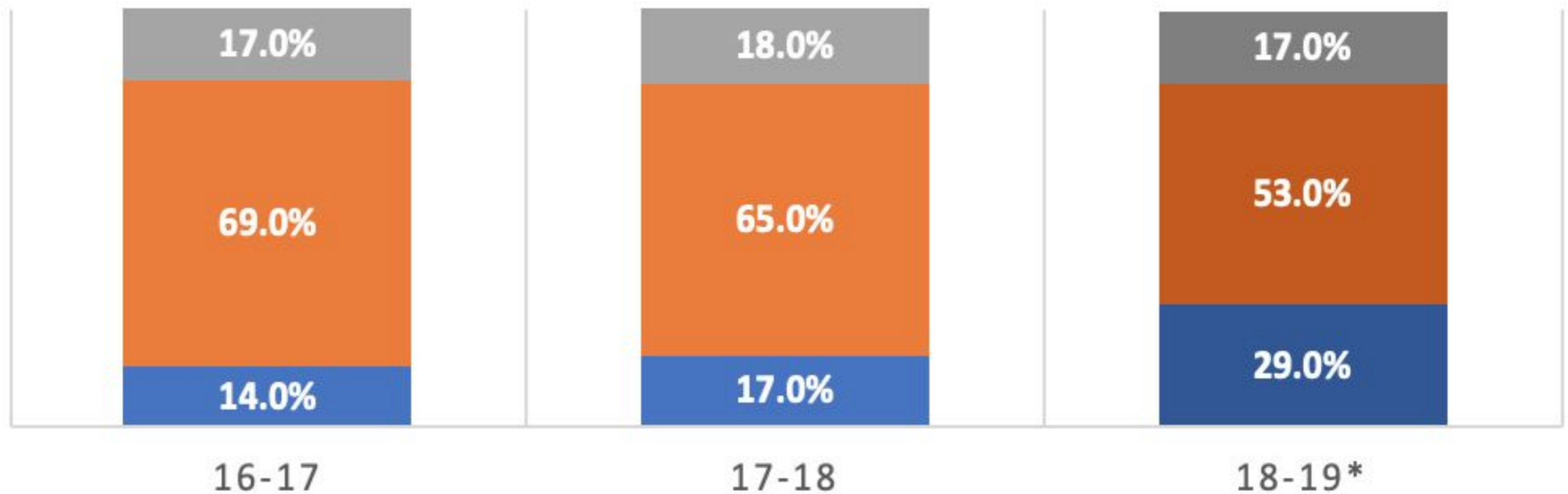
■ Not ■ Prof ■ Adv



# IA Assessment/ISASP 8th Grade Science

## 8TH GRADE SCIENCE PROFICIENCY

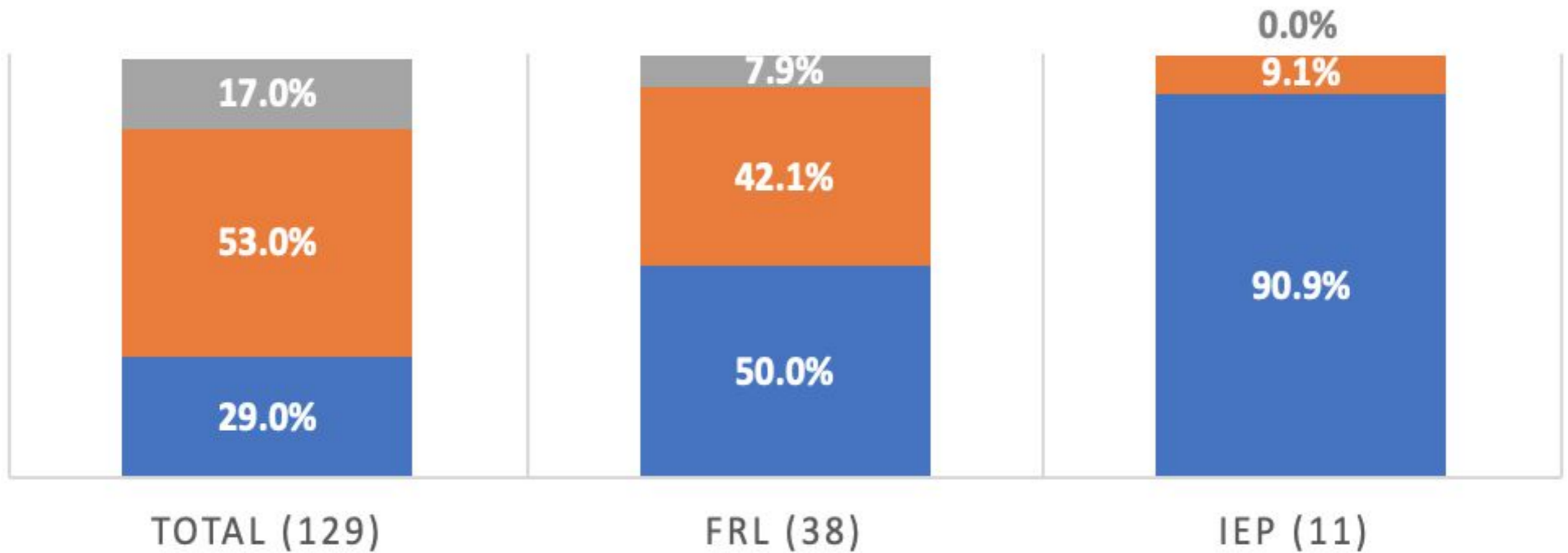
■ Not ■ Prof ■ Adv



# 8th Grade Science Subgroup Data

## 8TH GRADE SCIENCE SUBGROUPS 18-19

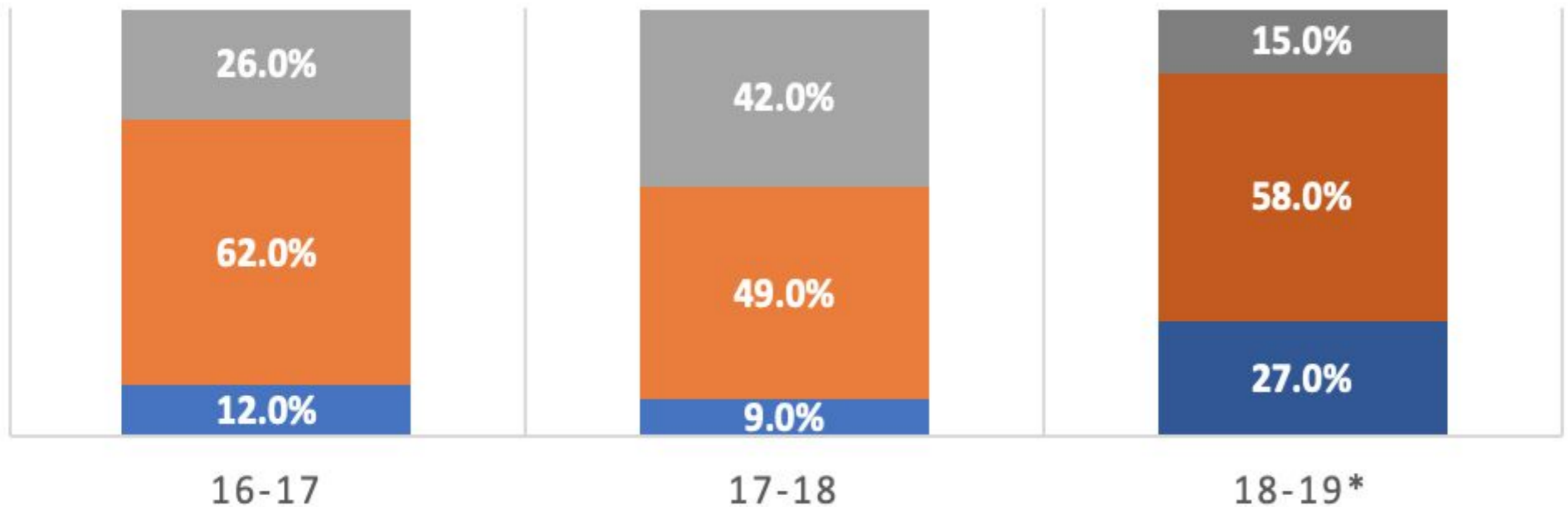
■ Not ■ Prof ■ Adv



# IA Assessment/ISASP 10th Grade Science

## 10TH GRADE SCIENCE PROFICIENCY

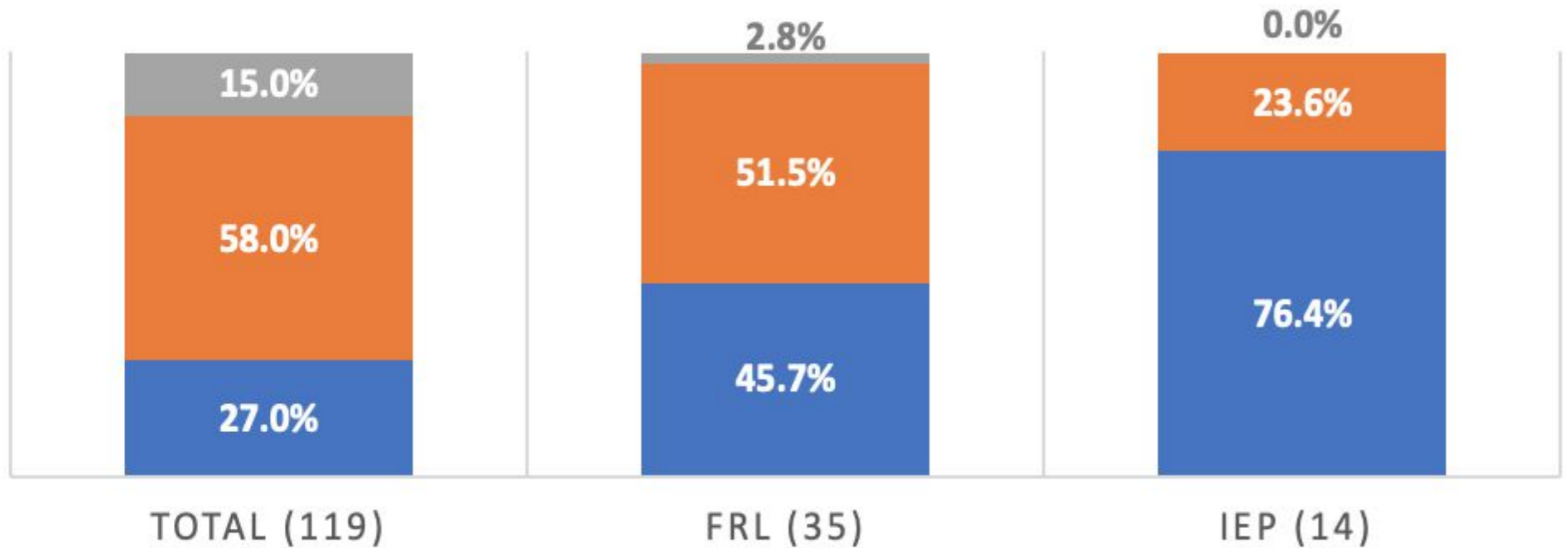
■ Not ■ Prof ■ Adv



# 10th Grade Science Subgroup Data

## 10TH GRADE SCIENCE SUBGROUPS 18-19

■ Not ■ Prof ■ Adv



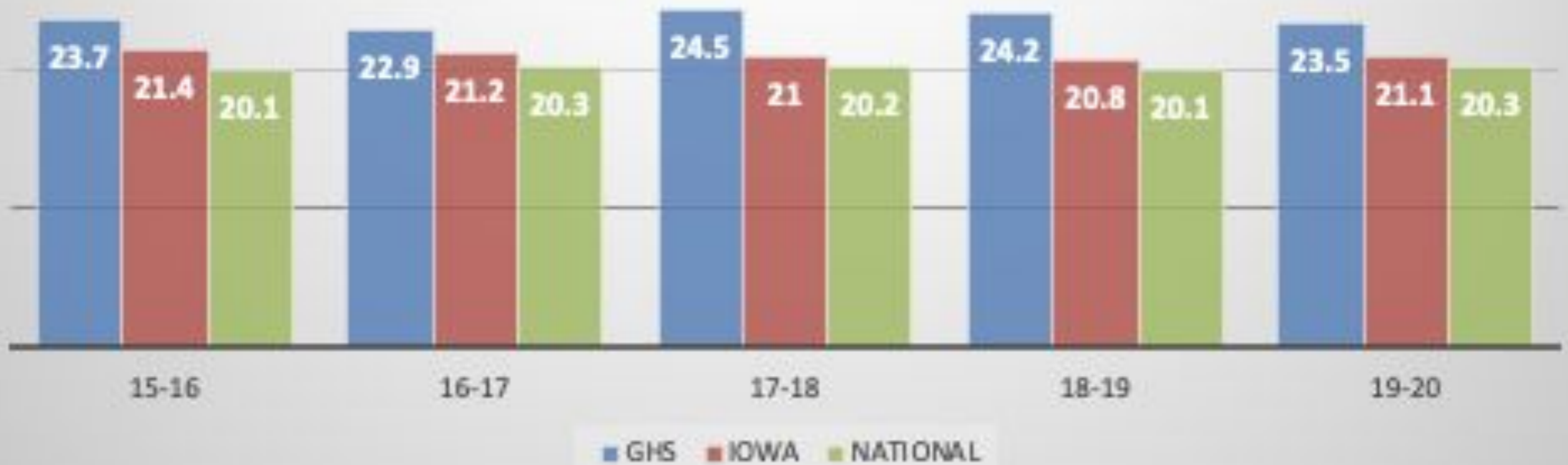
# ACT Avg. Composite Trend

## Avg. ACT Composite Scores

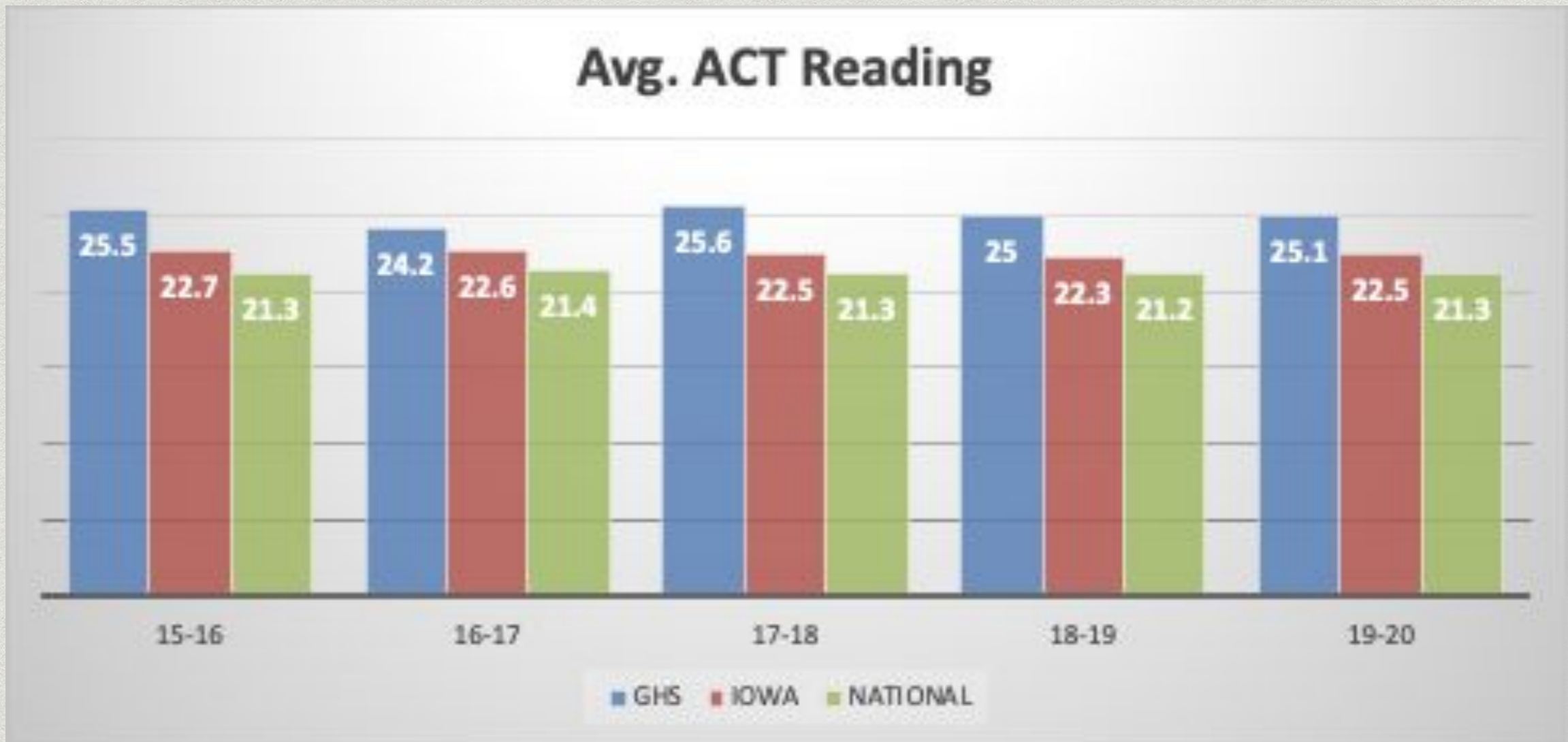


# ACT Avg. English Trends

**Avg. ACT English**



# ACT Avg. Reading Trends





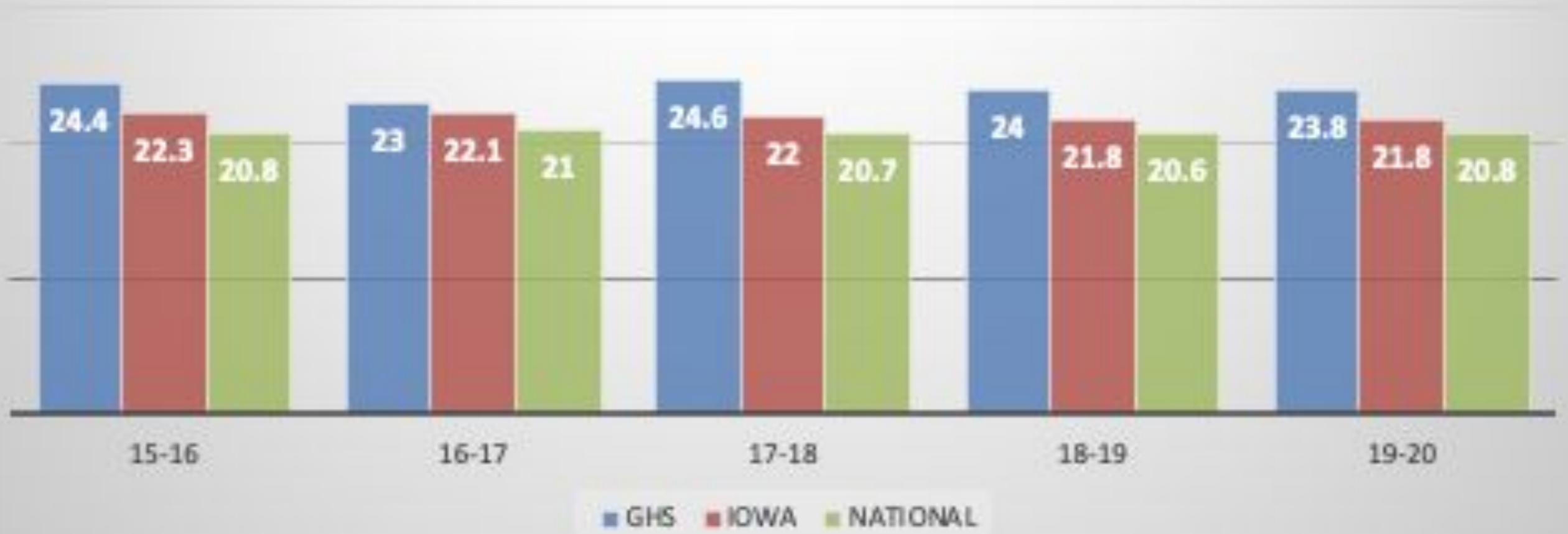
# ACT Avg. Math Trends

**Avg. ACT Math**



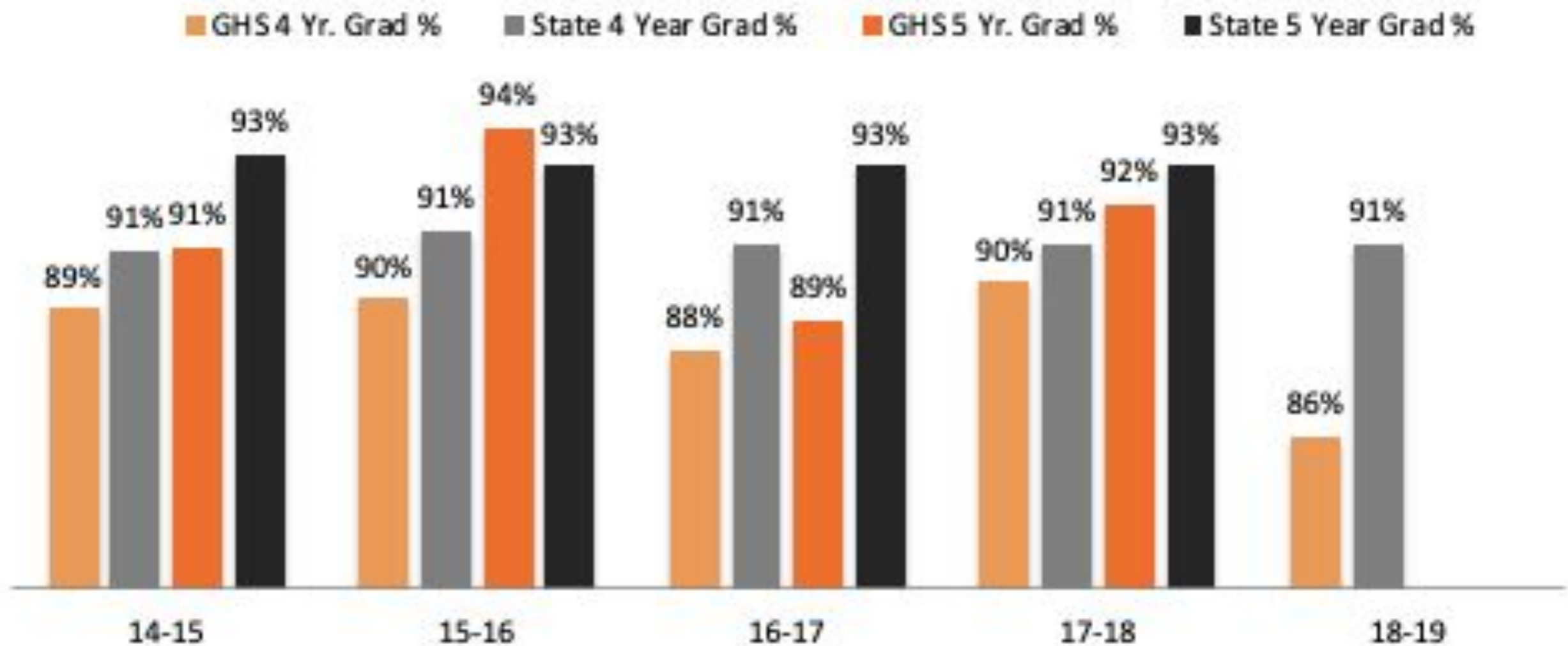
# ACT Avg. Science Trends

**Avg. ACT Science**

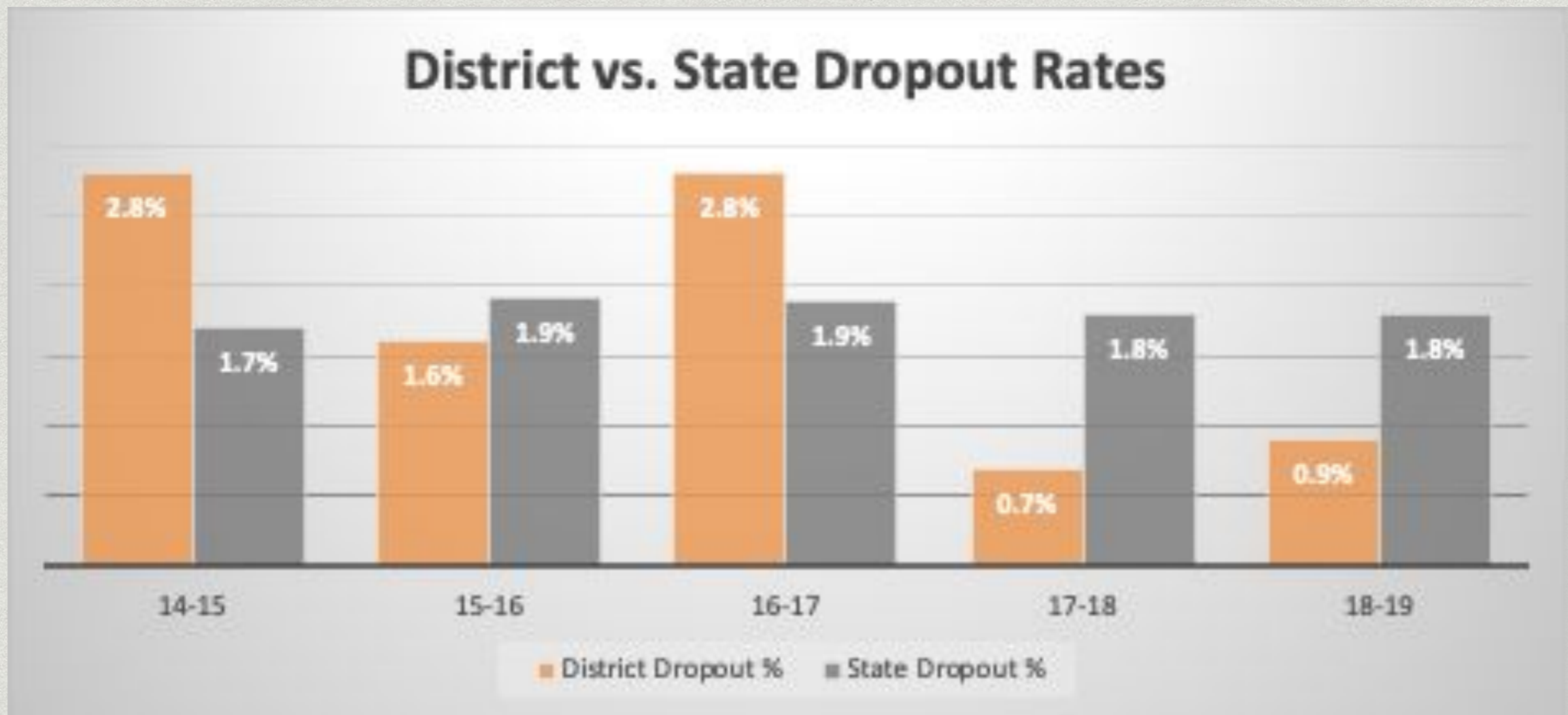


# Graduation Rates: Most recent as released by the Dept. of Ed.

## GHS vs. State Grad Rates (4 yr & 5 yr)



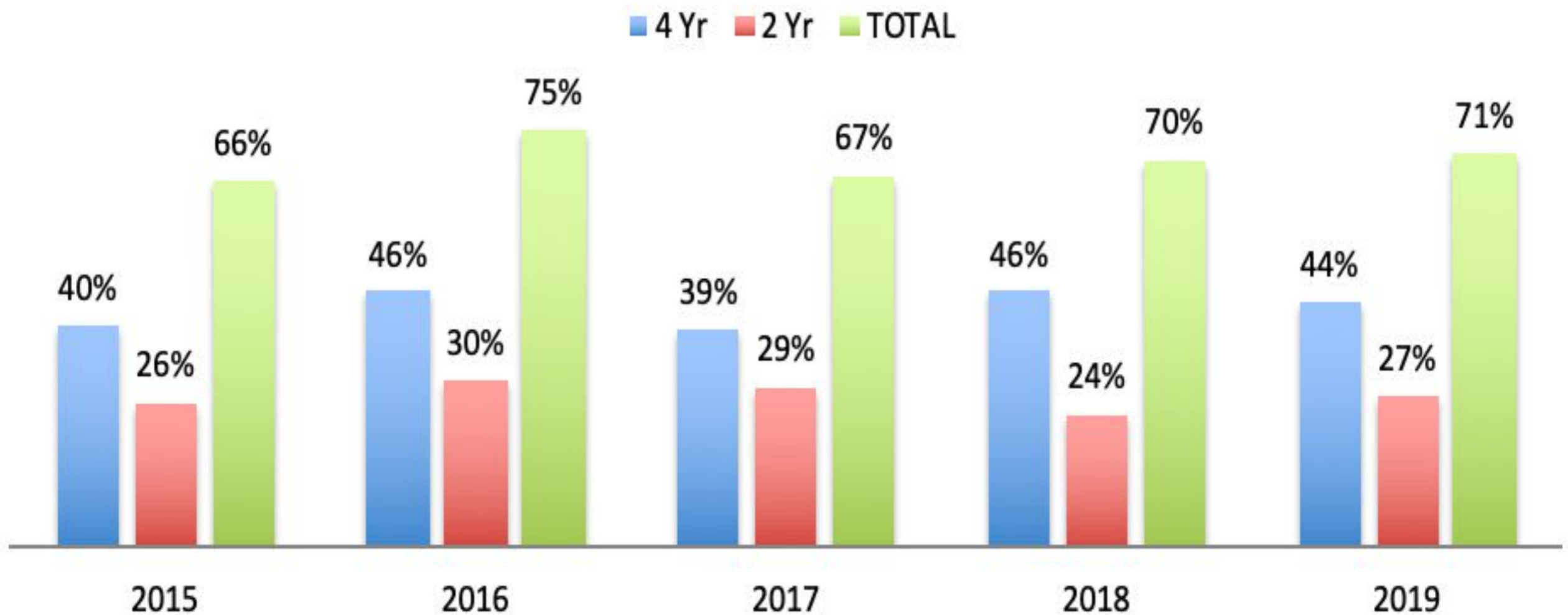
# Dropout Rates



# Post-Secondary Enrollment: By Institution Type

## College Enrollment by Institution (4 Year vs. 2 Year)

\* Enrollment in post-secondary 1 year after high school

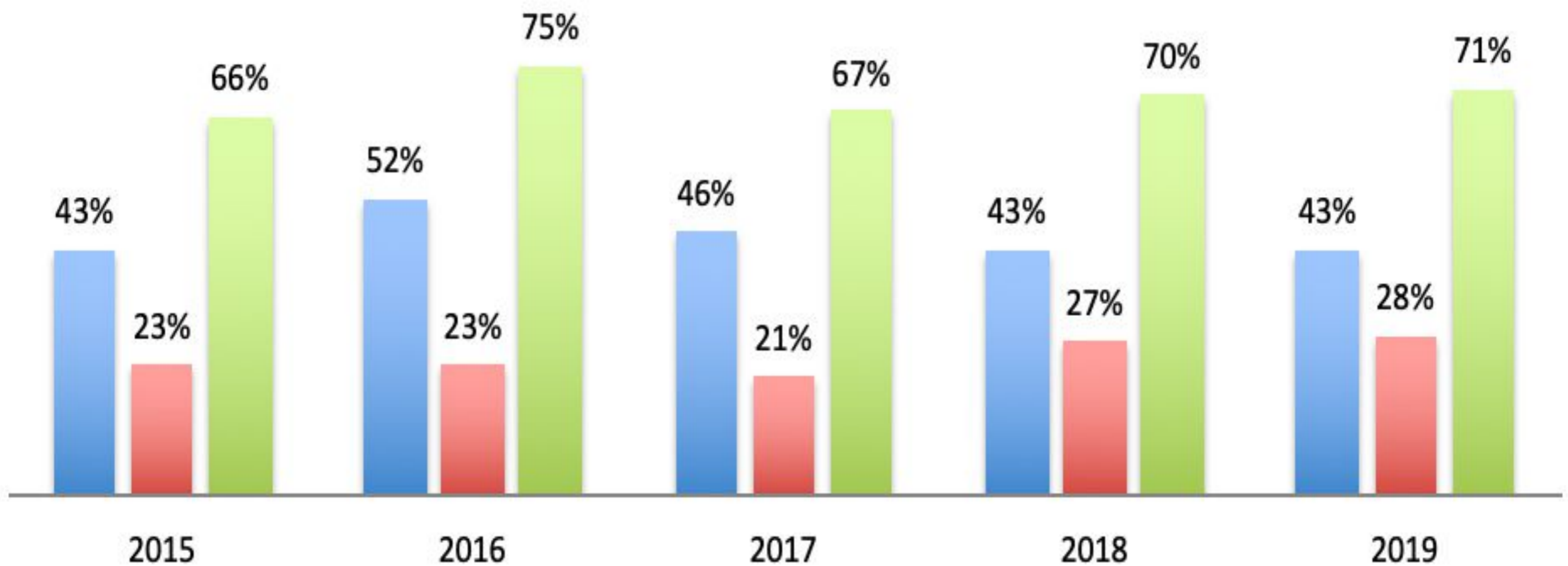


# Post-Secondary Enrollment: By Institution Type

## College Enrollment by Institution (Public vs. Private)

\* Enrollment in postsecondary 1 year after high school

Public Private TOTAL



# Celebrations

## **Elementary**

Reading / Writing Workshop/School Wide Resources fully implemented  
Mindfulness Activities / Yoga in Schools Program  
Relationship Focus  
5-2-1-0 School Designations  
PLTW Exemplary School Recognition  
Americorps Online Summer Programming  
Enrichment Summer Programming put on by GNCSD staff  
Virtual and In-Person Learning Opportunities  
National Board Process for Educators

## **Middle School**

Live zoom opportunities  
Academic Honors awards  
Weekly grade level Good News Call of the Week  
STRIVE postcards  
Big Brother/Big Sisters  
Zoom/socially distanced clubs  
Implementation of online learning and on-site learning

## **High School Extracurriculars**

- Former GHS FB Coach Jim Dunne inducted to Iowa High School Football Coaches Hall of Fame
- Football qualified for playoff quarterfinals
- Tiger Paws earned 3th, 4th & 5th at state competition- All soloist received division 1 ratings

## **High School Assessment & Curriculum Work**

- NCRC Assessment (National Career Readiness Certificate) given to all 11th graders this year
- Increased PSAT & PSAT10 testing for 9th & 10th graders
- Will use ACCUPLACER for non-ACT students in the spring of Junior Year for CC admission
- College & Career Readiness Credit Requirement in Development for 2021-22 & beyond
- Apprenticeship Programs in development for 2021-22

# Questions